



US00D658370S

(12) **United States Design Patent**  
**Wang et al.**

(10) **Patent No.:** **US D658,370 S**

(45) **Date of Patent:** **\*\* May 1, 2012**

(54) **BAG WITH CORNERS**

(56) **References Cited**

(75) Inventors: **Alexander Wang**, New York, NY (US);  
**Claudia Kim**, New York, NY (US)

U.S. PATENT DOCUMENTS

D264,019 S \* 4/1982 Schimmel ..... D3/243  
D591,504 S \* 5/2009 Hermann ..... D3/243

\* cited by examiner

(73) Assignee: **Alexander Wang Incorporated**, New  
York, NY (US)

*Primary Examiner* — Holly Baynham  
(74) *Attorney, Agent, or Firm* — McCarter & English, LLP

(\*\*) Term: **14 Years**

(57) **CLAIM**  
The ornamental design for a bag with corners, as shown and  
described.

**DESCRIPTION**

(21) Appl. No.: **29/390,505**

FIG. 1 is a perspective view of a bag with corners showing our  
new design;  
FIG. 2 is a front view thereof;  
FIG. 3 is a rear view thereof;  
FIG. 4 is a right side view thereof;  
FIG. 5 is a left side view thereof;  
FIG. 6 is a top view thereof;  
FIG. 7 is a bottom view thereof; and,  
FIG. 8 is a perspective view of a bag with metal corners.  
The broken lines representing stitching are part of the claimed  
design.

(22) Filed: **Apr. 26, 2011**

(51) **LOC (9) Cl.** ..... **03-01**

(52) **U.S. Cl.** ..... **D3/243**

(58) **Field of Classification Search** ..... D3/232–233,  
D3/240–245; 150/100, 103–110, 113–114,  
150/118–119

See application file for complete search history.

**1 Claim, 6 Drawing Sheets**

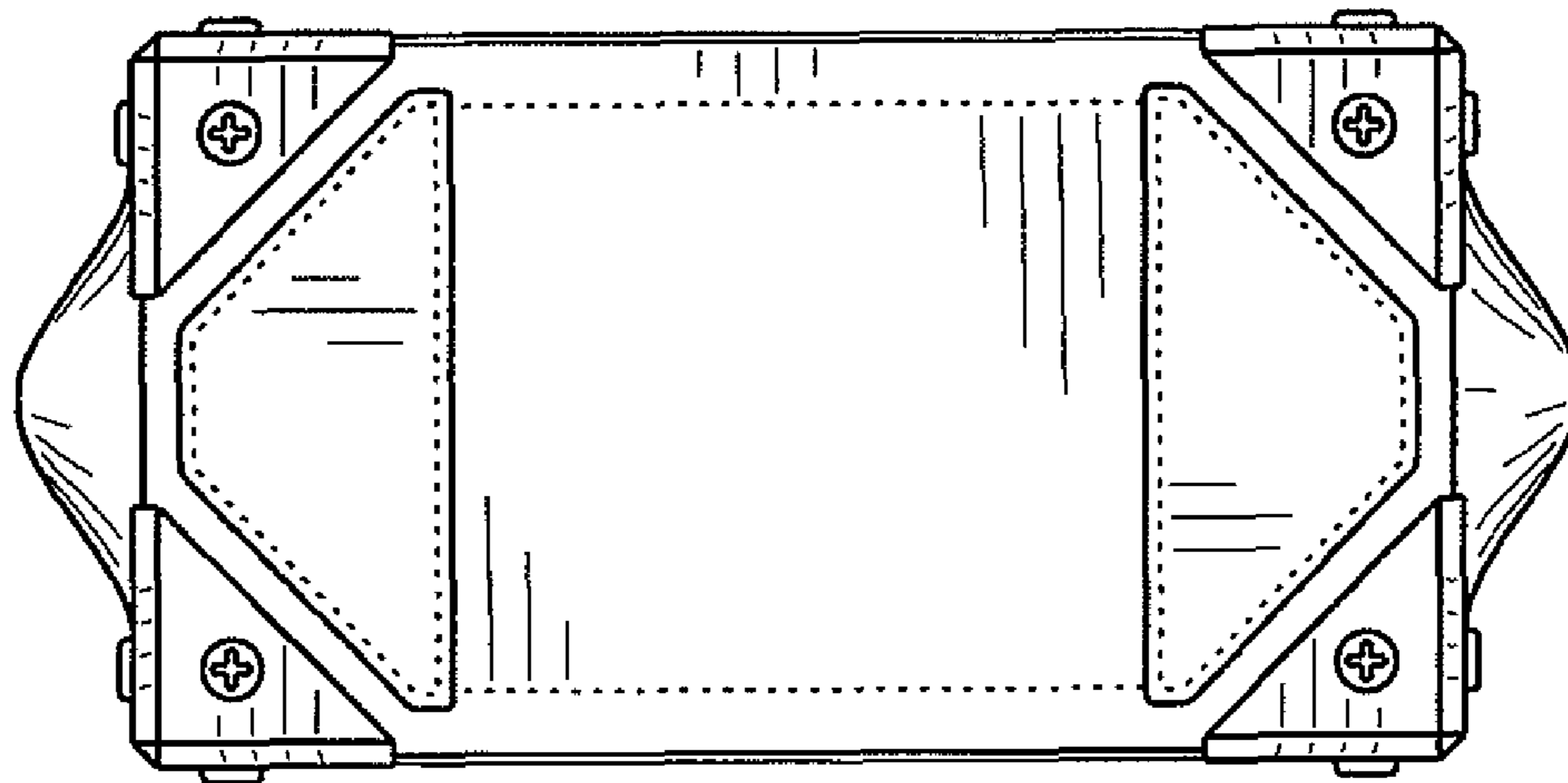




FIG. 1



FIG. 2



FIG. 3

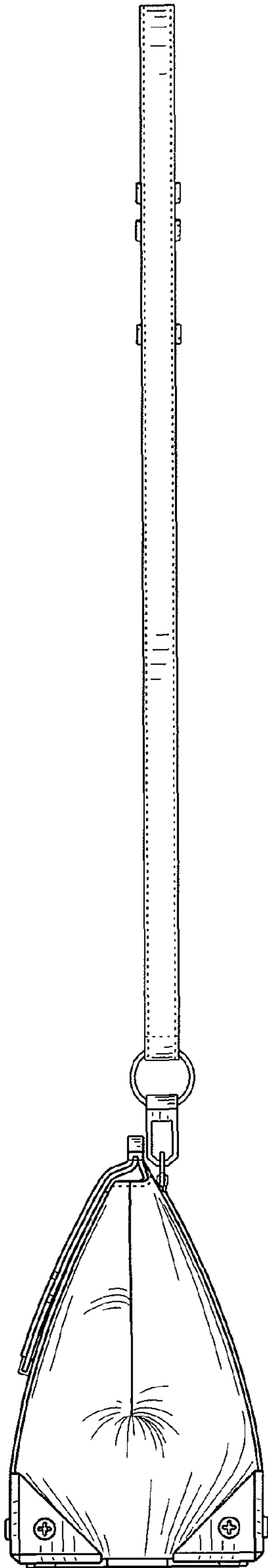


FIG. 4

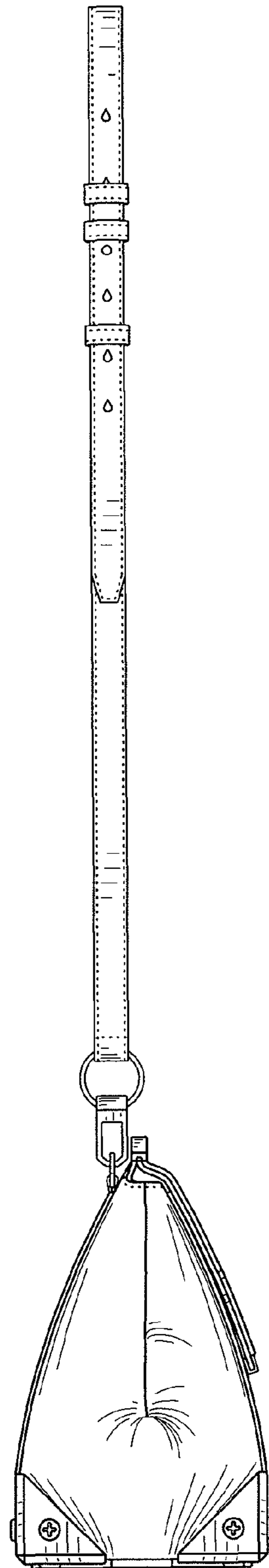


FIG. 5

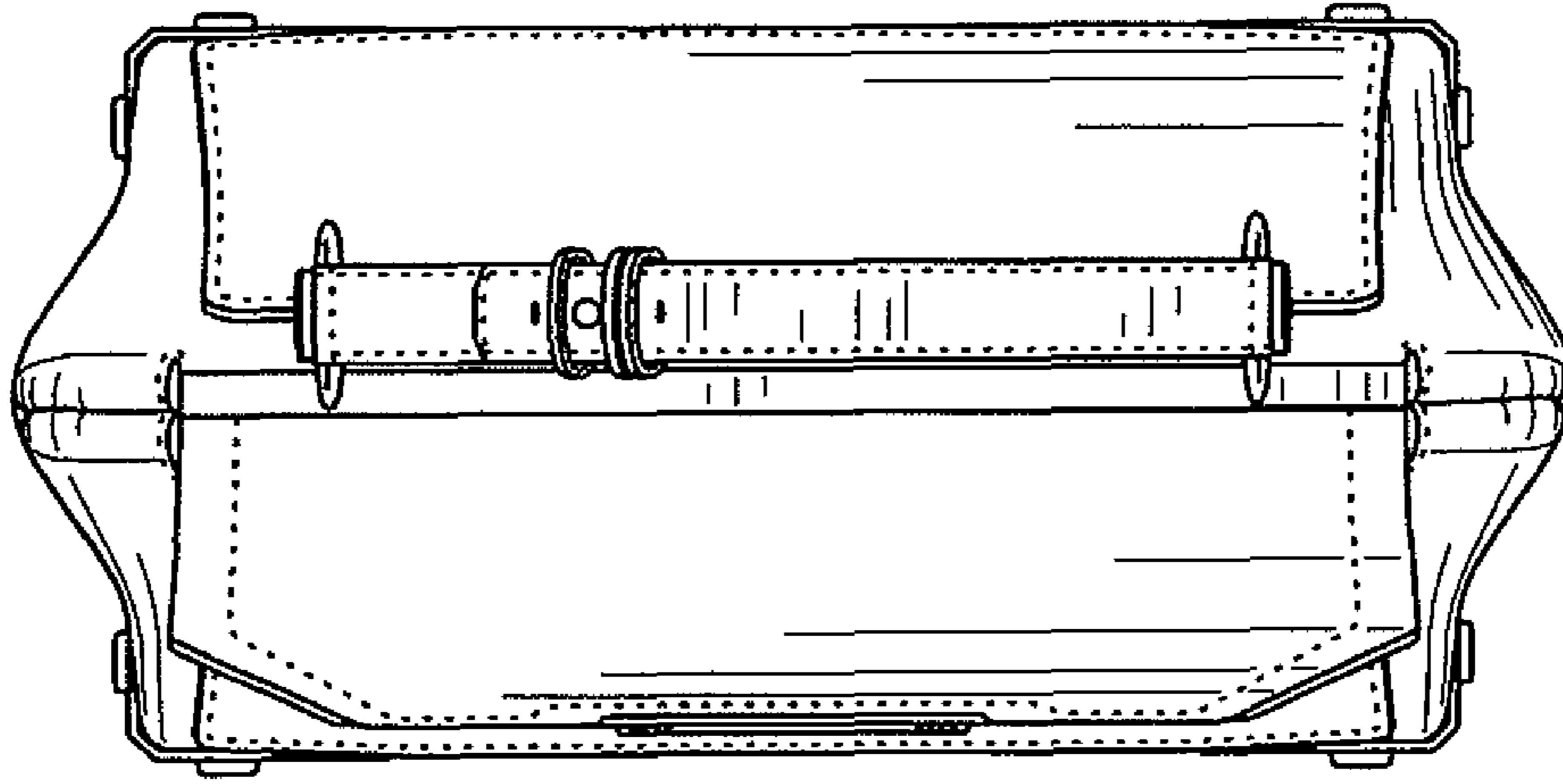


FIG. 6

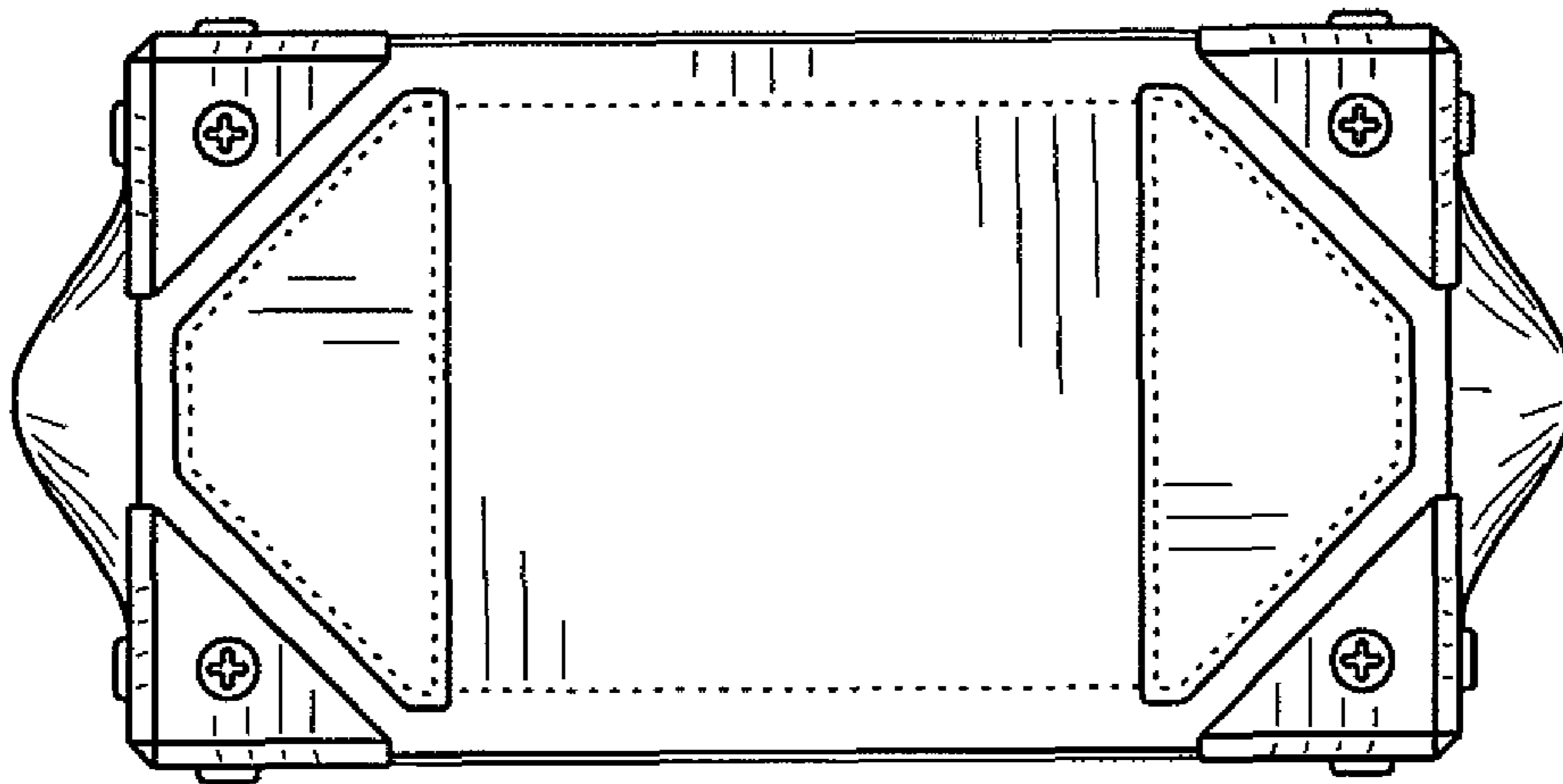


FIG. 7



FIG. 8