



US00D658264S

(12) **United States Design Patent**
Richter

(10) **Patent No.:** **US D658,264 S**

(45) **Date of Patent:** **** Apr. 24, 2012**

(54) **SELF DEFENSE WEAPON**

D503,451 S * 3/2005 Tal D22/117
7,503,829 B2 * 3/2009 Cory, Jr. 446/473

(76) Inventor: **Jens Richter**, Duisburg (DE)

* cited by examiner

(**) Term: **14 Years**

Primary Examiner — Michael Pratt

(21) Appl. No.: **29/389,221**

(74) *Attorney, Agent, or Firm* — Smartpat PLC; Axel Nix

(22) Filed: **Apr. 7, 2011**

(57) **CLAIM**

(30) **Foreign Application Priority Data**

I claim the ornamental design for a self defense weapon, as shown and described.

Oct. 7, 2010 (DE) 402010005568

(51) **LOC (9) Cl.** **22-02**

(52) **U.S. Cl.** **D22/117**

(58) **Field of Classification Search** D22/113,
D22/117; 482/12; D8/17-26, 105; 30/151,
30/164.7

See application file for complete search history.

DESCRIPTION


FIG. 1 is a perspective view of a self defense weapon showing my new design;
FIG. 2 is a left side view thereof;
FIG. 3 is a right side view thereof;
FIG. 4 is a front view thereof;
FIG. 5 is a rear view thereof;
FIG. 6 is a top view thereof; and,
FIG. 7 is a bottom view thereof.

(56) **References Cited**

U.S. PATENT DOCUMENTS

D382,453 S * 8/1997 Drinkwater D8/40

1 Claim, 3 Drawing Sheets






FIG. 1

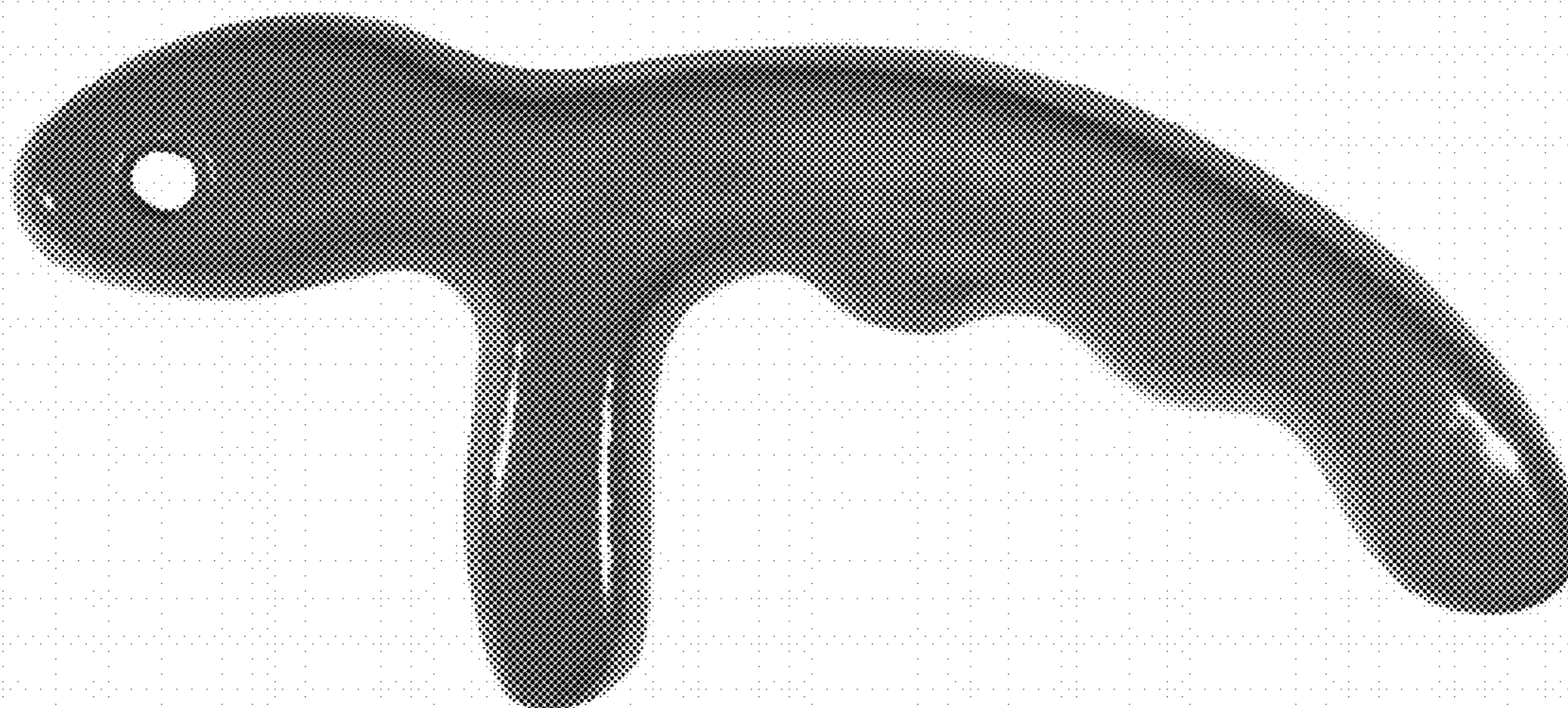


FIG. 2

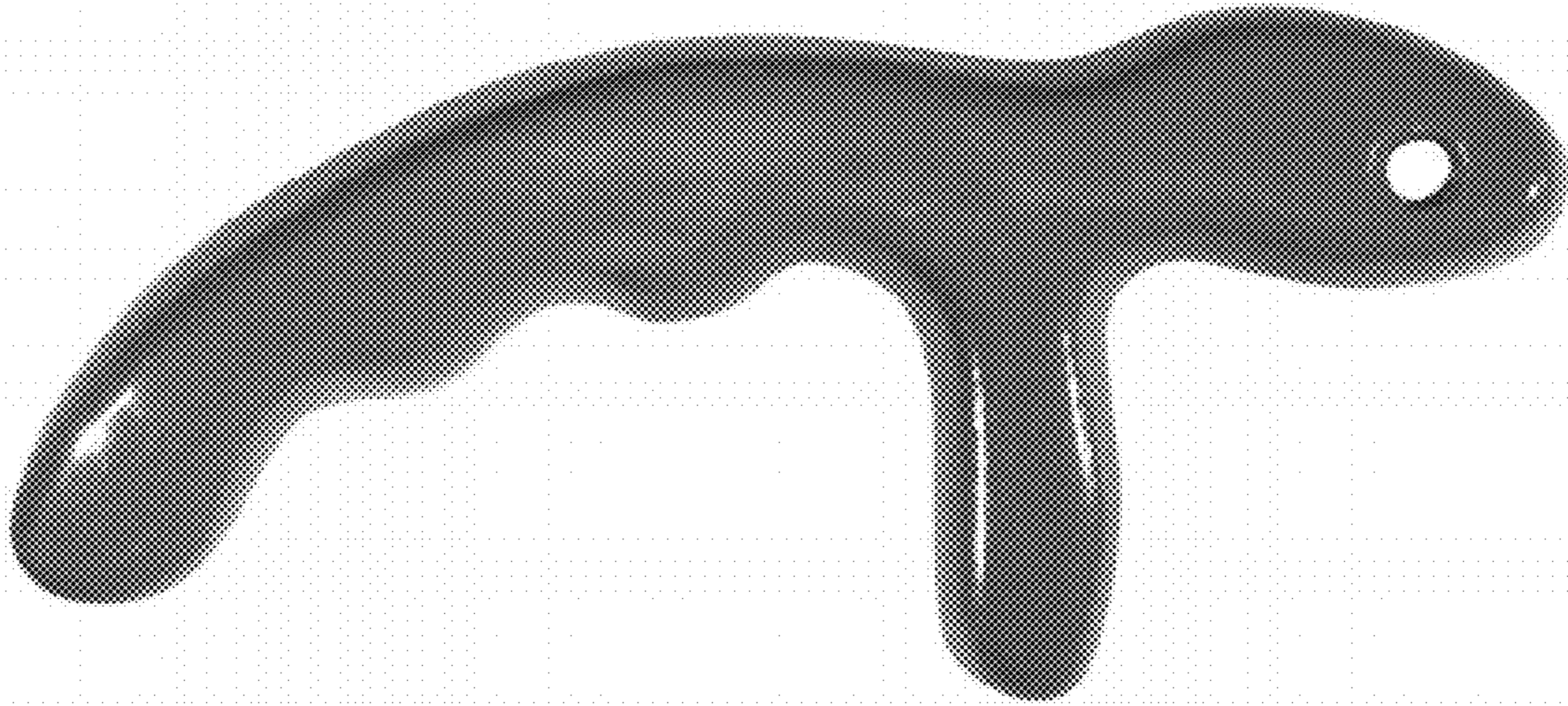


FIG. 3




FIG. 4




FIG. 5




FIG. 6




FIG. 7