



US00D658255S

(12) **United States Design Patent**
Burke

(10) **Patent No.:** **US D658,255 S**

(45) **Date of Patent:** **** Apr. 24, 2012**

(54) **BODY BOARD WITH INTEGRAL HAND GRIPS**

(75) Inventor: **Scott Burke**, Oceanside, CA (US)

(73) Assignee: **Keeper Sports Products, LLC**,
Oceanside, CA (US)

(**) Term: **14 Years**

(21) Appl. No.: **29/387,168**

(22) Filed: **Mar. 9, 2011**

(51) **LOC (9) Cl.** **21-02**

(52) **U.S. Cl.** **D21/769; D21/803**

(58) **Field of Classification Search** D21/769-770,
D21/801, 803, 809; 114/253, 345-346; 441/35,
441/66, 40-42, 129-132; 472/128-129;
D12/5, 6, 316

See application file for complete search history.

(56) **References Cited**

U.S. PATENT DOCUMENTS

4,752,260 A * 6/1988 Stewart 441/65
D447,529 S * 9/2001 Fireman et al. D21/769
D453,367 S * 2/2002 Katz et al. D21/801

D461,516 S * 8/2002 Chen D21/770
D495,391 S * 8/2004 Woo D21/803
D590,470 S * 4/2009 Mun et al. D21/769
D613,359 S * 4/2010 Ross D21/769

* cited by examiner

Primary Examiner — Zenia Bennett

(74) *Attorney, Agent, or Firm* — Perkins Coie LLP

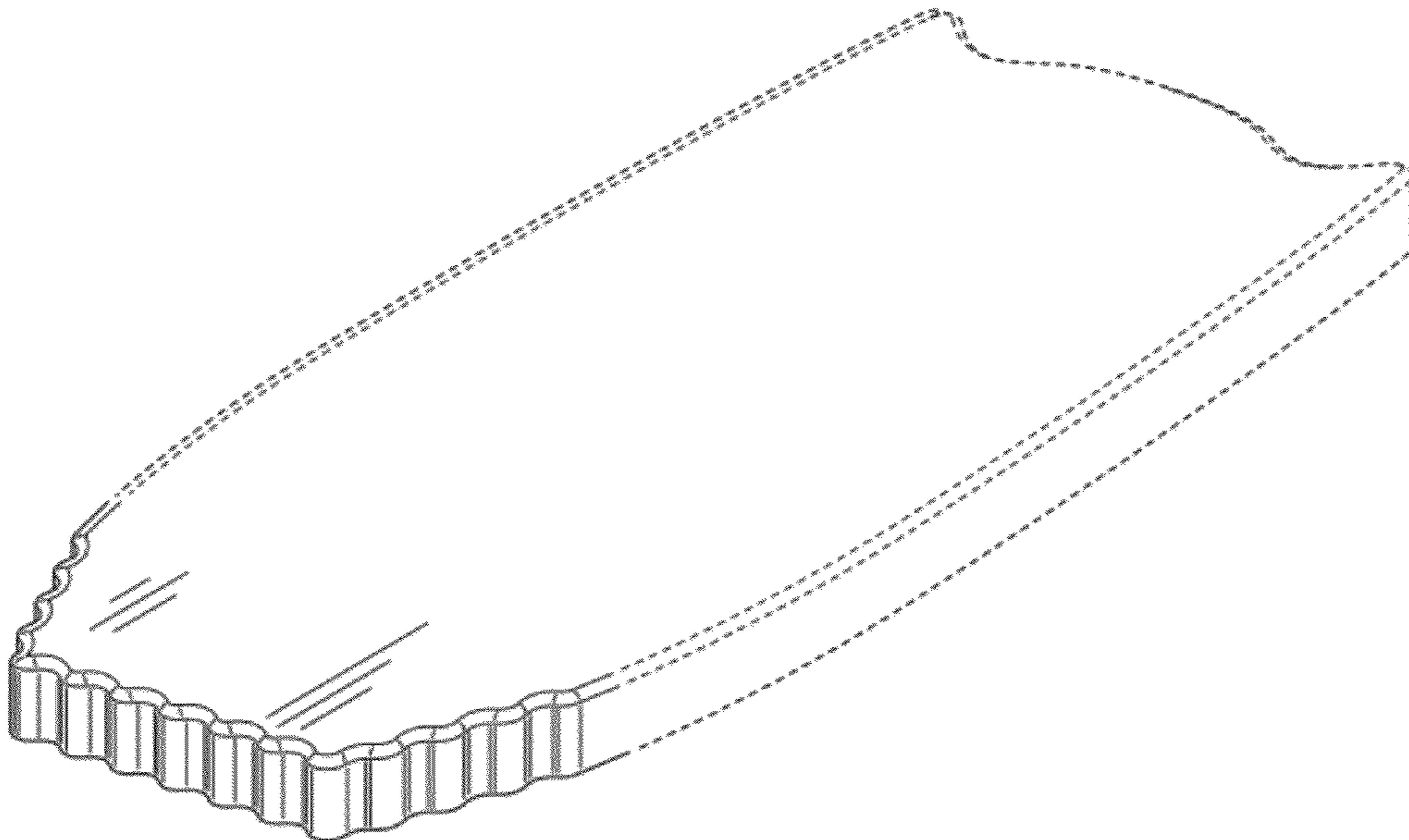
(57) **CLAIM**

The ornamental design for a body board with integral hand grips, as shown and described.

DESCRIPTION

FIG. 1 is a perspective view of a body board;
FIG. 2 is a top plan view of the body board;
FIG. 3 is a bottom plan view of the body board;
FIG. 4 is a side elevation view of one side of the body board;
FIG. 5 is a side elevation view of the other side of the body board;
FIG. 6 is a front elevation of the body board; and,
FIG. 7 is a rear elevation view of the body board.
The details shown in broken lines are for illustrative purposes only and form no part of the claimed design.

1 Claim, 3 Drawing Sheets



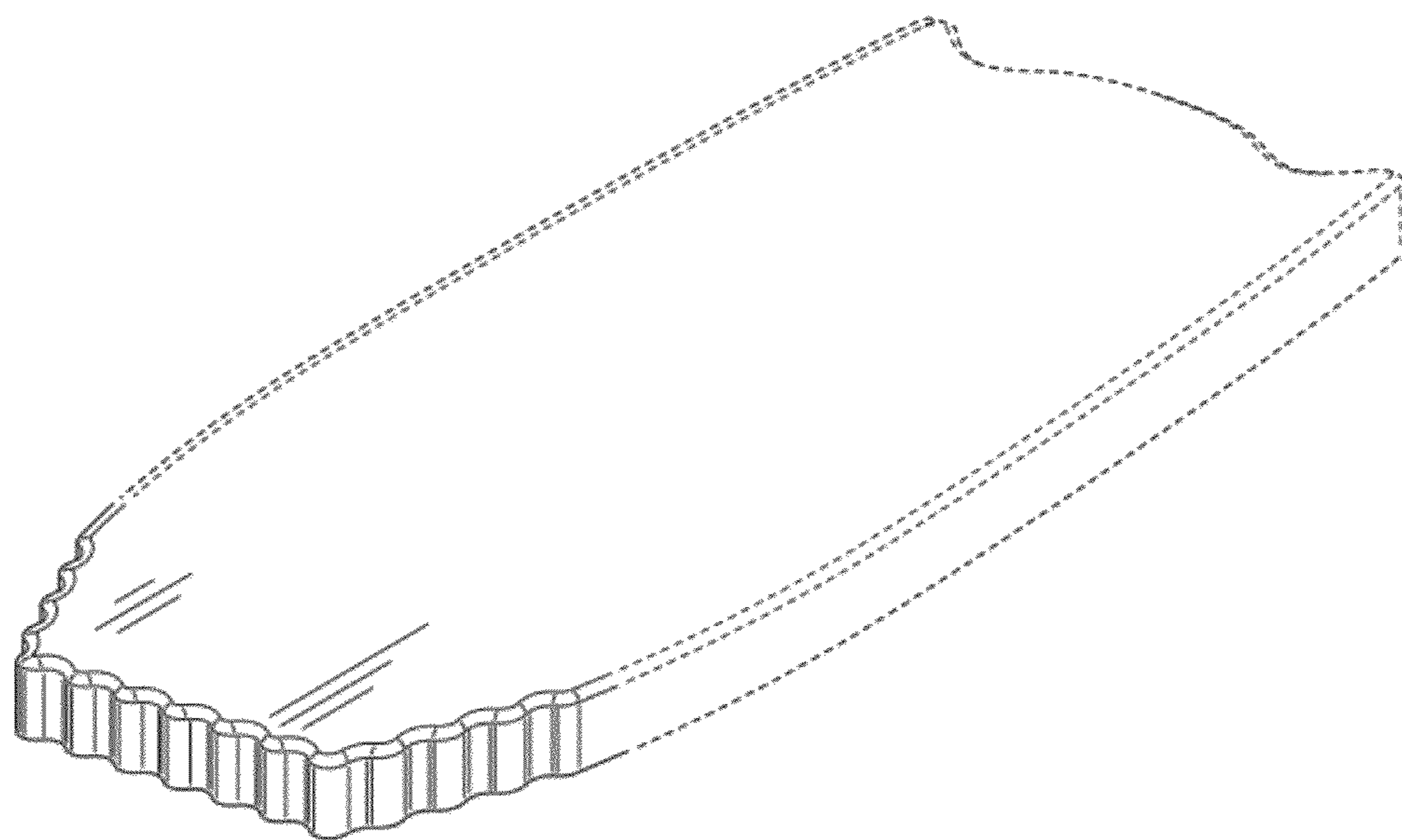


FIG. 1

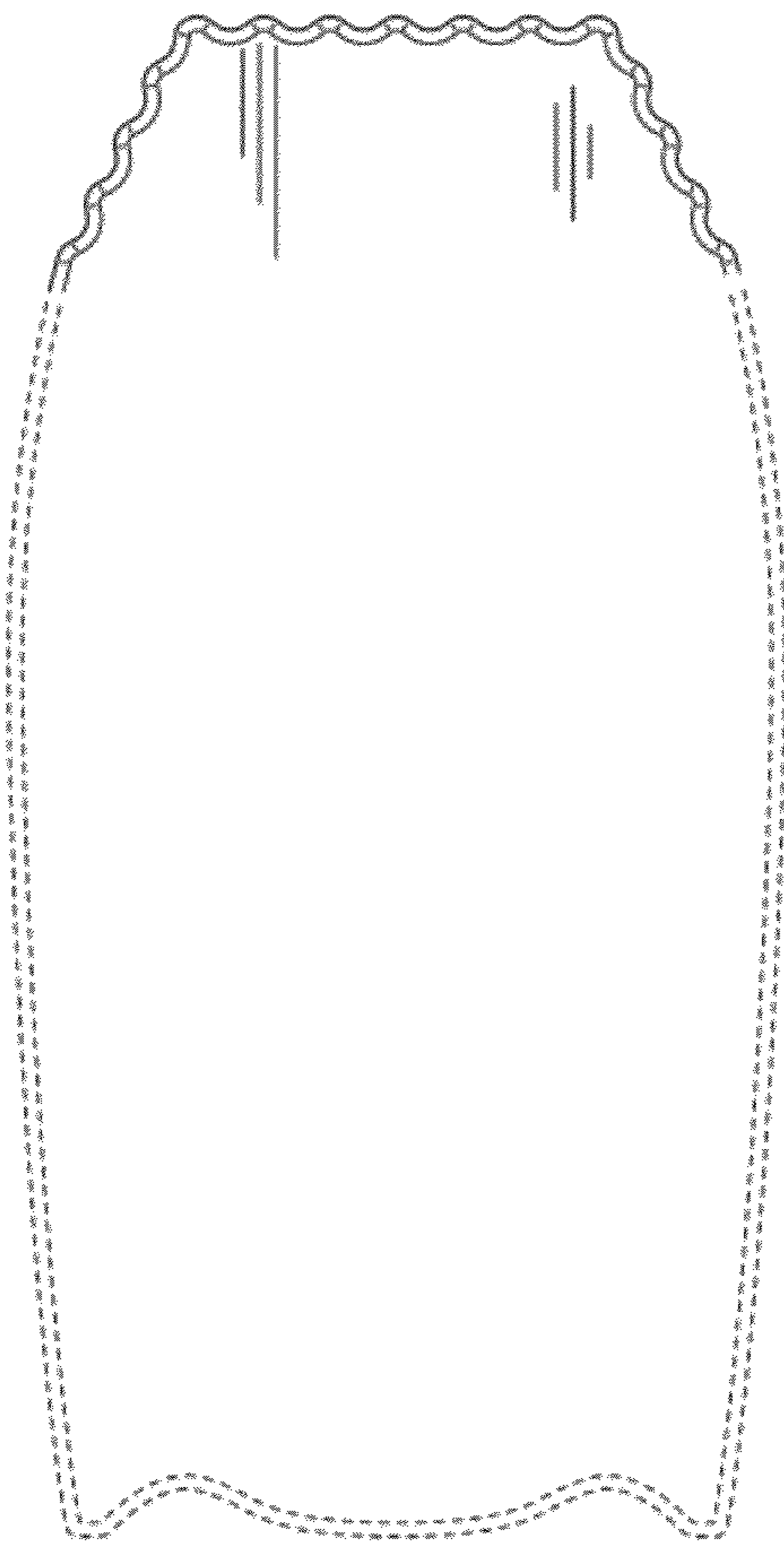


FIG. 2

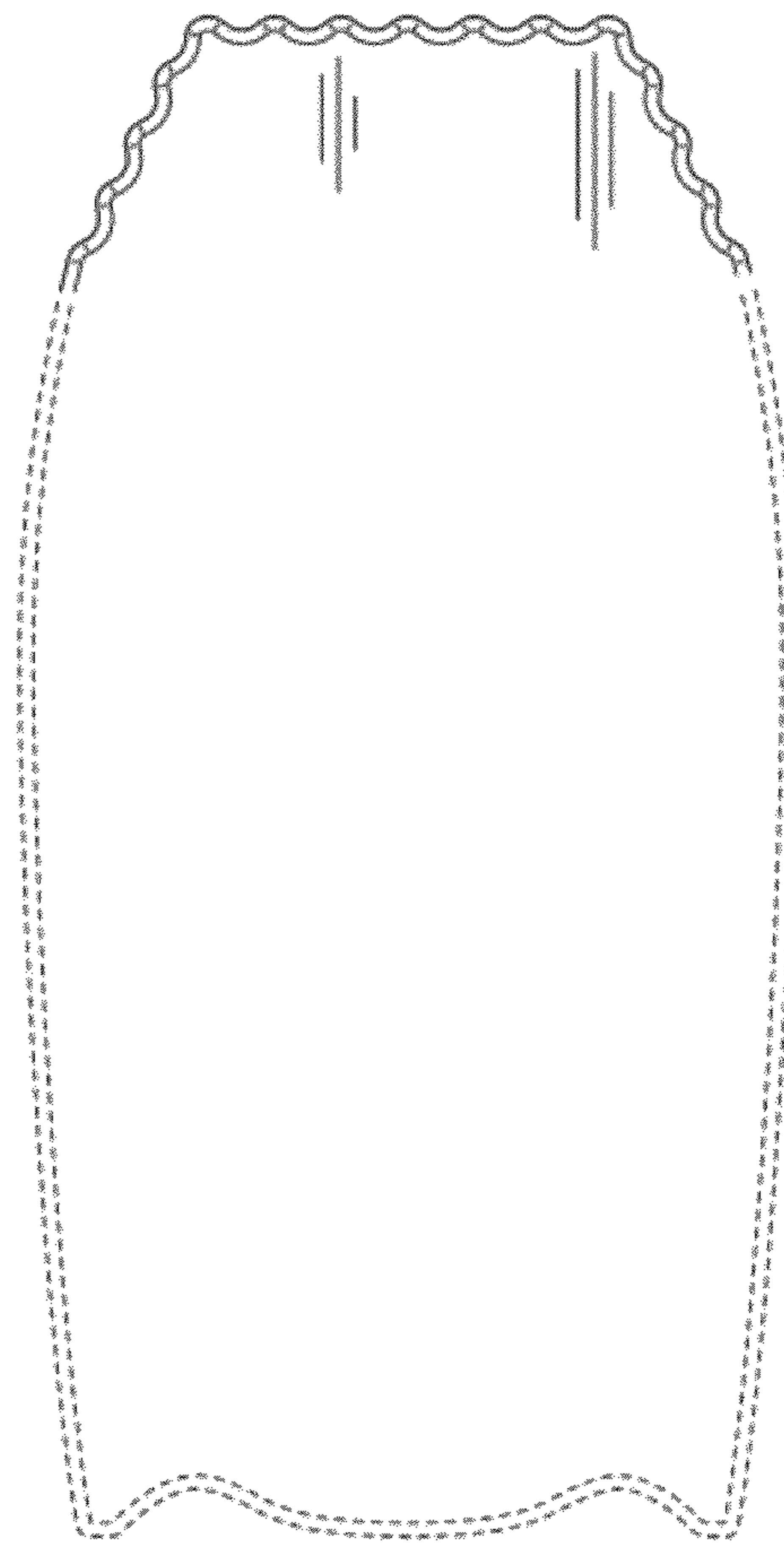


FIG. 3



FIG. 4



FIG. 5

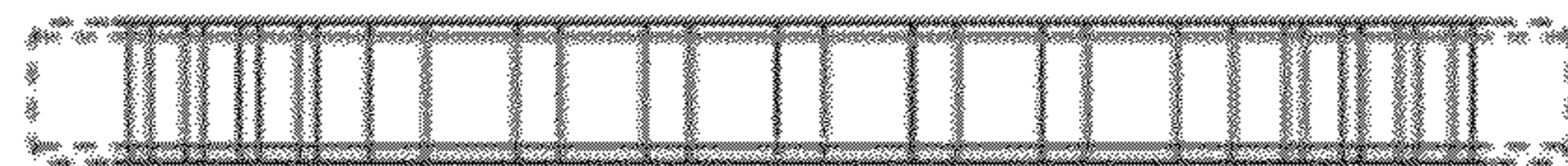


FIG. 6



FIG. 7