



US00D658252S

(12) **United States Design Patent**
Oldknow

(10) **Patent No.:** **US D658,252 S**

(45) **Date of Patent:** **** Apr. 24, 2012**

(54) **GOLF CLUB HEAD**

(75) Inventor: **Andrew G. V. Oldknow**, Beaverton, OR
(US)

(73) Assignee: **NIKE, Inc.**, Beaverton, OR (US)

(**) Term: **14 Years**

(21) Appl. No.: **29/409,433**

(22) Filed: **Dec. 22, 2011**

(51) **LOC (9) Cl.** **21-02**

(52) **U.S. Cl.** **D21/759**

(58) **Field of Classification Search** D21/733,
D21/752, 753, 759; 473/324-331, 343-346
See application file for complete search history.

(56) **References Cited**

U.S. PATENT DOCUMENTS

D344,561 S	2/1994	Gorman	
D356,843 S	3/1995	Schmidt et al.	
D375,535 S	11/1996	Gorman	
D377,674 S	1/1997	Schmidt et al.	
D383,181 S	9/1997	Gorman	
D422,659 S	4/2000	Mertens	
D460,991 S *	7/2002	Madore	D21/759
D461,215 S *	8/2002	Madore	D21/759
D482,092 S	11/2003	Imamoto	
D482,421 S *	11/2003	Kessler	D21/759
D503,201 S	3/2005	Wood et al.	
D503,202 S	3/2005	Wood et al.	
D503,203 S	3/2005	Wood et al.	
6,863,624 B1	3/2005	Kessler	
D511,360 S	11/2005	Kawami	
D513,424 S	1/2006	Erickson et al.	
D514,184 S *	1/2006	Kawami	D21/752
D523,919 S *	6/2006	Madore	D21/759
D532,474 S	11/2006	Bennett et al.	
D544,561 S *	6/2007	Oldknow	D21/759
D545,930 S *	7/2007	Hooley	D21/759
D547,816 S *	7/2007	Chick et al.	D21/759
D556,280 S *	11/2007	Madore	D21/752

D577,400 S *	9/2008	Oldknow et al.	D21/759
D577,401 S *	9/2008	Oldknow et al.	D21/759
D577,402 S *	9/2008	Oldknow et al.	D21/759
D577,406 S *	9/2008	Oldknow et al.	D21/759
D577,786 S *	9/2008	Oldknow et al.	D21/759
D577,787 S *	9/2008	Oldknow et al.	D21/759
D577,788 S *	9/2008	Oldknow et al.	D21/759
D587,327 S	2/2009	Ines et al.	
D598,510 S	8/2009	Barez et al.	
D603,918 S	11/2009	Simon et al.	

(Continued)

OTHER PUBLICATIONS

Edwin Watts Golf Catalog, Late Summer 1998, pp. 54, published
Late Summer 1998.

Primary Examiner — Mitchell Siegel

(74) *Attorney, Agent, or Firm* — Banner & Witcoff, Ltd.

(57) **CLAIM**

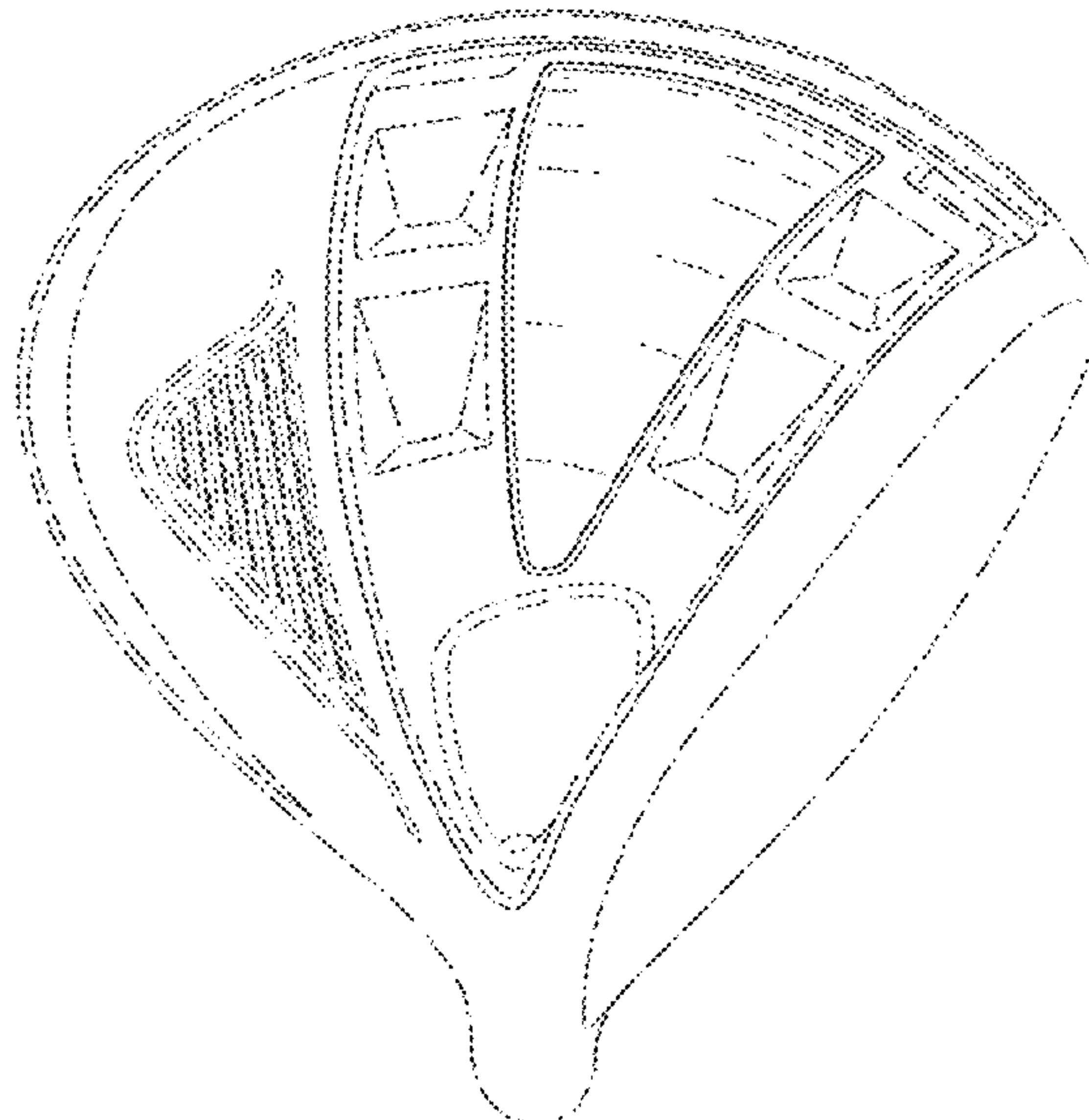
The ornamental design for a golf club head, as shown and
described.

DESCRIPTION

FIG. 1 is a perspective view of a golf club head showing my
new design,
FIG. 2 is a bottom view thereof; and
FIG. 3 is perspective view of the golf club head shown in FIG.
1 with selective disclaimed features removed for clarity of
illustration; and,
FIG. 4 is perspective view of the golf club head shown in FIG.
2 with selective disclaimed features removed for clarity of
illustration.

The broken lines showing various features and regions
between the outer and inner triangles are for environmental
purposes only and form no part of the claimed design. The
broken lines showing the remainder of the golf club head are
for environmental purposes only and form no part of the
claimed design.

1 Claim, 4 Drawing Sheets



US D658,252 S

Page 2

U.S. PATENT DOCUMENTS

D606,144 S	12/2009	Kim et al.	
D608,850 S *	1/2010	Oldknow	D21/759
D609,296 S	2/2010	Oldknow	
D609,297 S *	2/2010	Oldknow	D21/759
D609,298 S *	2/2010	Oldknow	D21/759
D609,299 S	2/2010	Oldknow	
D609,300 S *	2/2010	Oldknow	D21/759
D609,764 S *	2/2010	Oldknow	D21/759
D612,442 S *	3/2010	Oldknow	D21/759
D615,139 S	5/2010	Kim et al.	
D617,403 S	6/2010	Llewellyn et al.	
D618,743 S	6/2010	Roach et al.	
D618,750 S	6/2010	Roberts et al.	
D619,182 S	7/2010	Foster et al.	
D637,671 S	5/2011	Kim et al.	
D639,363 S *	6/2011	Llewellyn et al.	D21/752
D641,817 S	7/2011	Llewellyn et al.	
D641,818 S	7/2011	Foster et al.	
D644,284 S	8/2011	Roberts et al.	
D644,286 S	8/2011	Roberts et al.	
D645,924 S	9/2011	Roberts et al.	
D646,344 S *	10/2011	Glod	D21/759
D647,583 S	10/2011	Foster et al.	
D647,584 S	10/2011	Foster	
D650,876 S	12/2011	Llewellyn et al.	

* cited by examiner

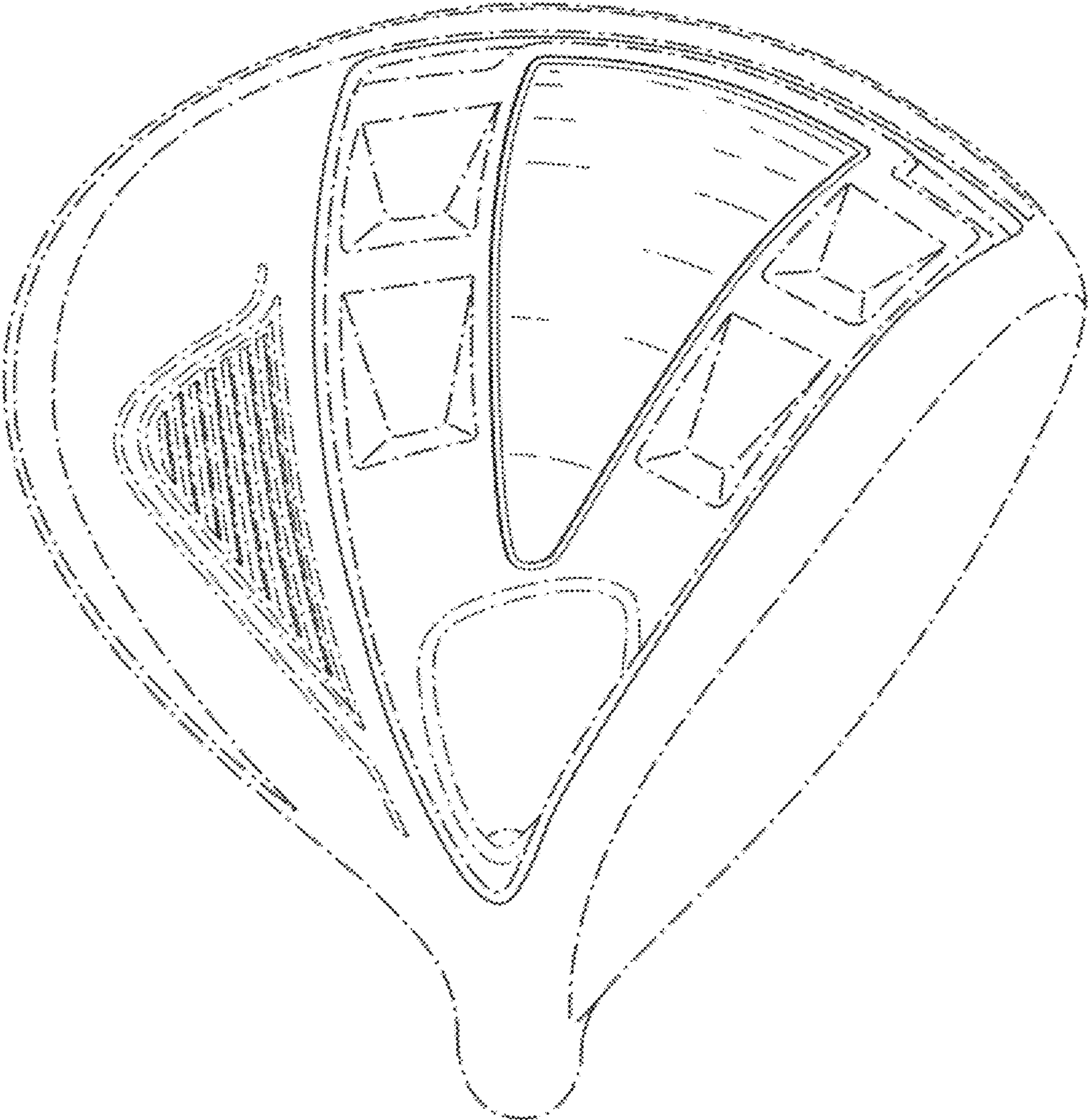


FIG. 1

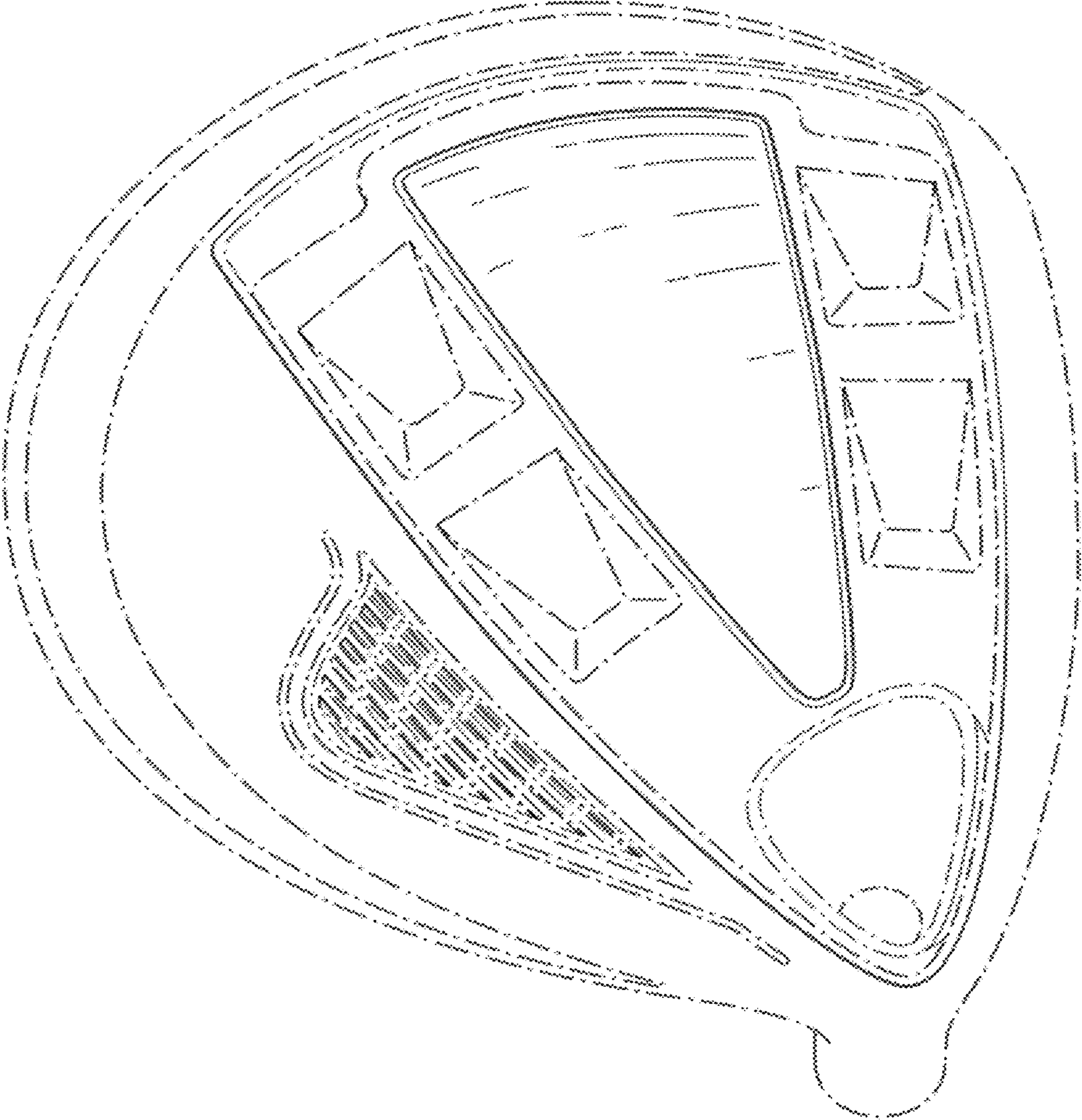


FIG. 2

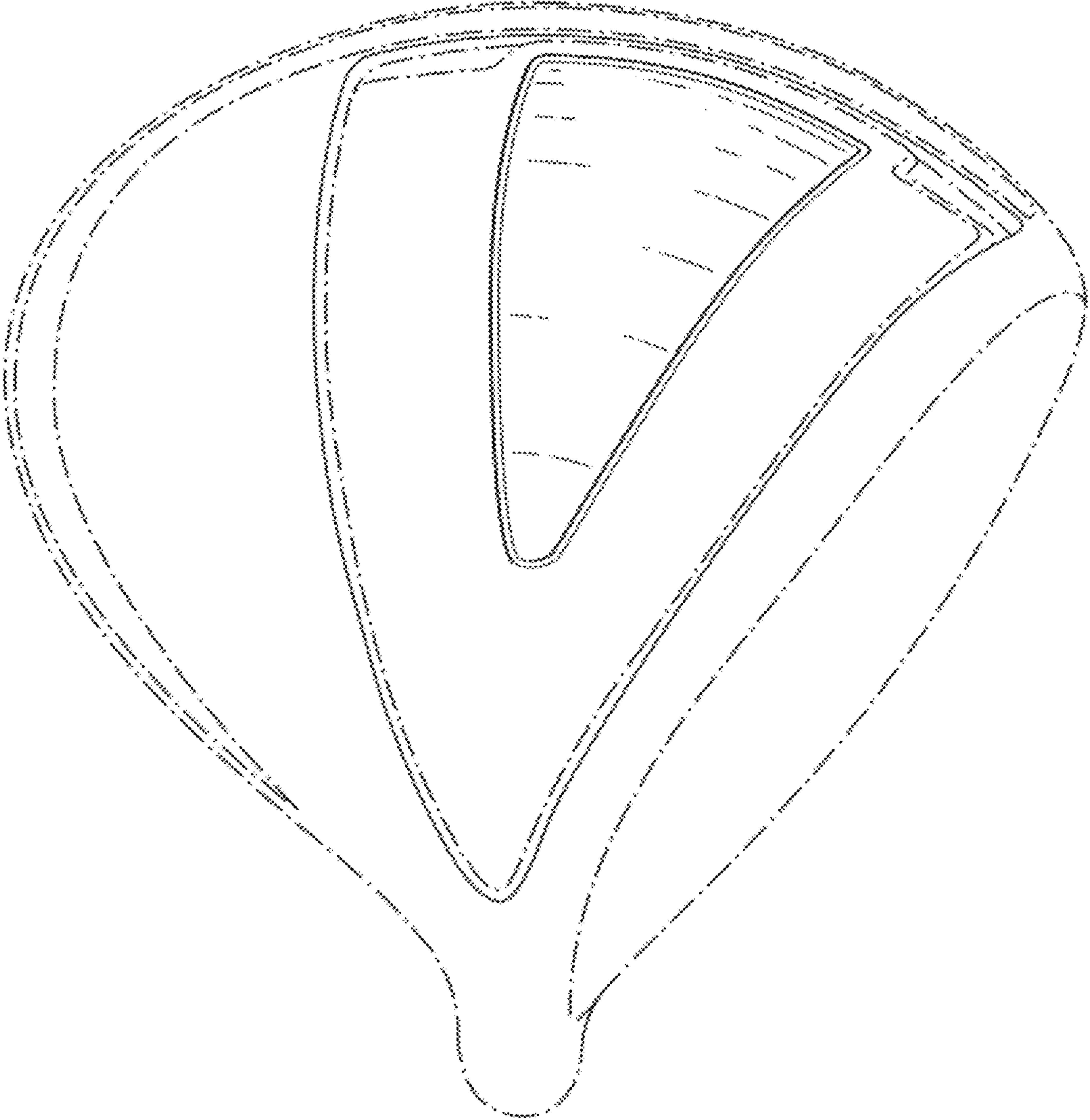


FIG. 3

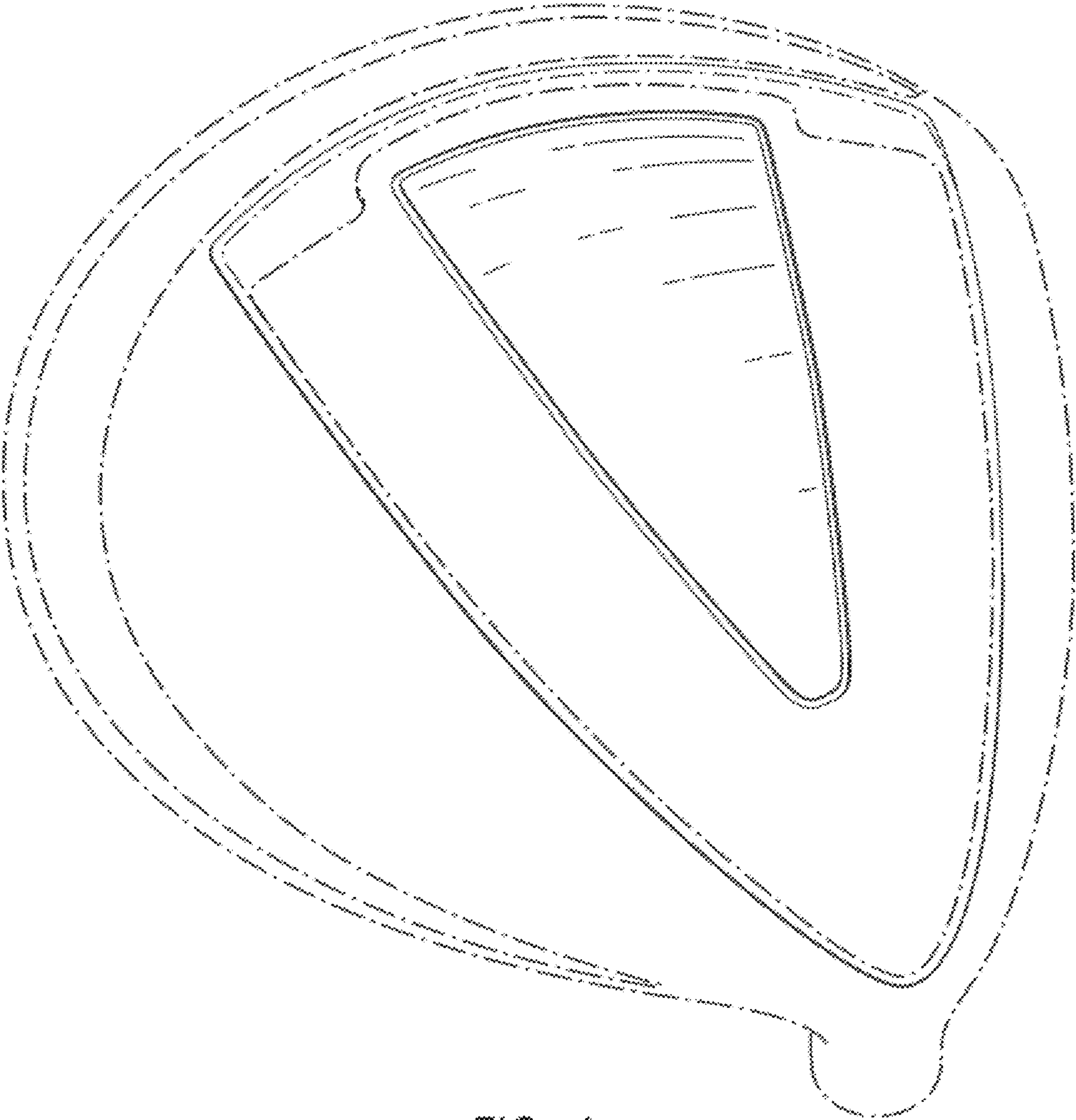


FIG. 4