



US00D658200S

(12) **United States Design Patent**  
**Gleasant et al.**

(10) **Patent No.:** **US D658,200 S**

(45) **Date of Patent:** **\*\* Apr. 24, 2012**

(54) **DISPLAY SCREEN WITH USER INTERFACE**

(75) Inventors: **Jonathan Eric Gleasant**, Seattle, WA (US); **Jeffrey Gregg Arnold**, Sammamish, WA (US); **Denise Michele Trabona**, Seattle, WA (US); **Tsz Yan Wong**, Seattle, WA (US)

(73) Assignee: **Microsoft Corporation**, Redmond, WA (US)

(\*\*) Term: **14 Years**

(21) Appl. No.: **29/393,029**

(22) Filed: **May 27, 2011**

(51) **LOC (9) Cl.** ..... **14-04**

(52) **U.S. Cl.** ..... **D14/486**

(58) **Field of Classification Search** ..... D14/485-495;  
715/700, 703, 704, 716, 718, 719, 720, 723,  
715/727, 728, 730, 762, 763, 771, 772, 773,  
715/779, 780, 792, 825, 828, 831, 840, 861,  
715/864, 867, 972, 977, 978

See application file for complete search history.

(56) **References Cited**

U.S. PATENT DOCUMENTS

D523,869	S	6/2006	Hally et al.	
7,190,351	B1 *	3/2007	Goren	345/173
D554,138	S *	10/2007	Evans et al.	D14/486
D554,143	S	10/2007	Keohane	
D573,153	S	7/2008	Roever et al.	
D582,926	S	12/2008	Blankenship et al.	
7,636,889	B2	12/2009	Weber et al.	

D614,194	S *	4/2010	Guntaur et al.	D14/486
D615,093	S *	5/2010	Gonzalez Veron	D14/488
D622,731	S	8/2010	Krum et al.	
D629,418	S	12/2010	Brown et al.	
D630,224	S	1/2011	Allen	
D631,060	S	1/2011	Flik et al.	
D637,605	S *	5/2011	Brinda	D14/488
D638,844	S	5/2011	Woods et al.	
D638,850	S	5/2011	Woods et al.	
D639,818	S	6/2011	Woods et al.	
D640,273	S *	6/2011	Arnold et al.	D14/487
D640,285	S *	6/2011	Woo	D14/487
D648,345	S *	11/2011	Arnold et al.	D14/486
D648,735	S *	11/2011	Arnold et al.	D14/486
2009/0235169	A1 *	9/2009	Cheng	715/719
2011/0225522	A1 *	9/2011	Kamiyama et al.	715/762
2011/0258547	A1 *	10/2011	Symons et al.	715/723

\* cited by examiner

*Primary Examiner* — Angela J Lee

(74) *Attorney, Agent, or Firm* — Banner & Witcoff, Ltd.

(57) **CLAIM**

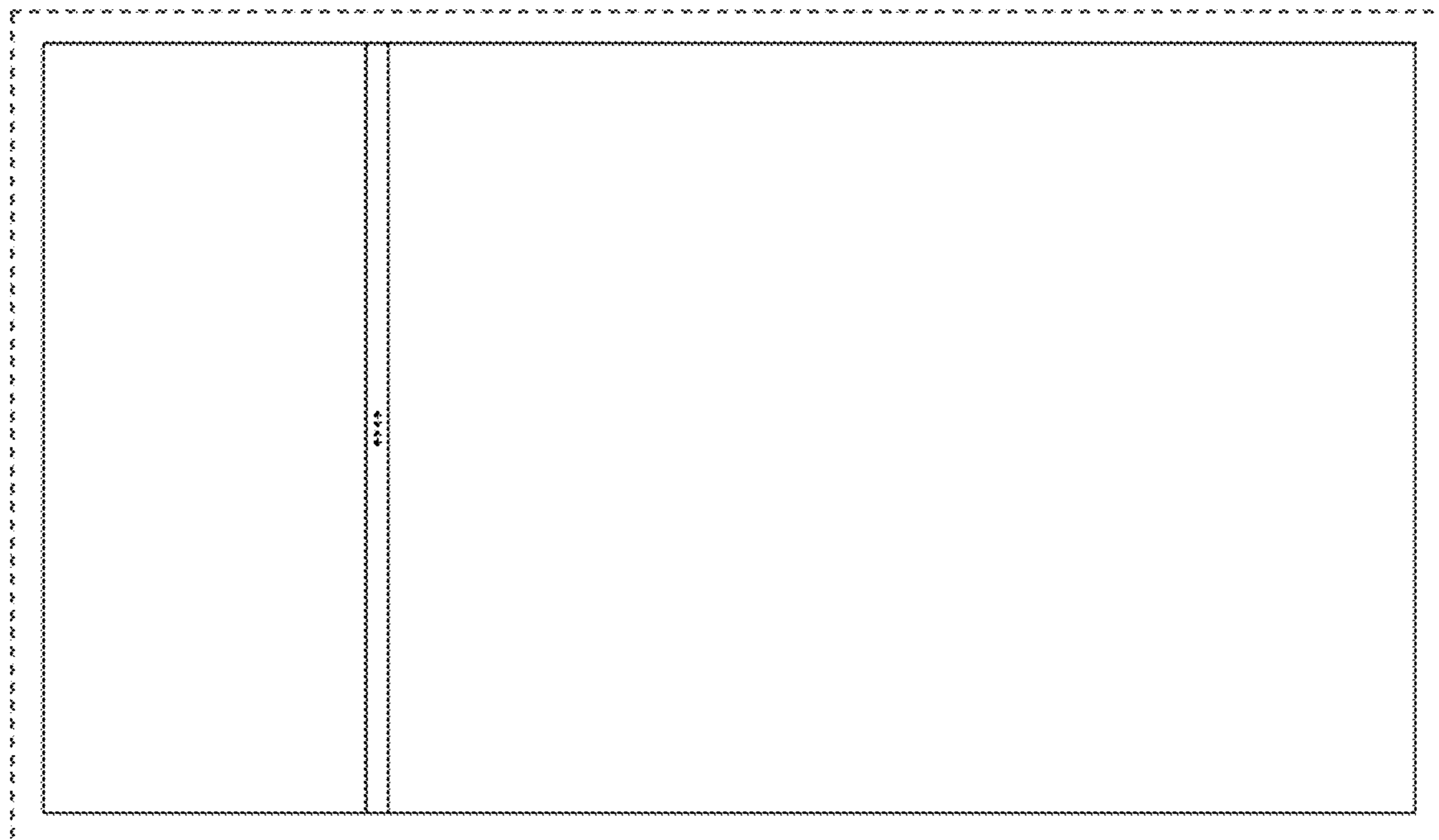
The ornamental design for a display screen with user interface, as shown and described.

**DESCRIPTION**

FIG. 1 is a front view of a display screen with user interface showing the new design; and, FIG. 2 is a front view of a display screen showing an alternative embodiment thereof.

The broken line showing of the remainder of the display screen is for environmental purposes only and forms no part of the claimed design.

**1 Claim, 2 Drawing Sheets**






FIG. 1




FIG. 2