



US00D658183S

(12) **United States Design Patent**
Avery

(10) **Patent No.:** **US D658,183 S**
(45) **Date of Patent:** **** Apr. 24, 2012**

(54) **INTERACTIVE LEARNING PEN**
(75) Inventor: **Jason Avery**, San Francisco, CA (US)
(73) Assignee: **Leapfrog Enterprises, Inc.**, Emeryville, CA (US)
(**) Term: **14 Years**
(21) Appl. No.: **29/359,843**
(22) Filed: **Apr. 15, 2010**
(51) **LOC (9) Cl.** **14-02**
(52) **U.S. Cl.** **D14/411**
(58) **Field of Classification Search** D24/142;
D14/411, 431, 404, 390, 346; D19/43, 41,
D19/36; 401/99, 100, 104-107; 345/179,
345/173; 178/19.01, 19.03
See application file for complete search history.

D562,386 S * 2/2008 Stokes D19/44
D562,898 S 2/2008 Allen, Jr.
D574,381 S 8/2008 Chan
D576,209 S * 9/2008 Huang D19/44
D576,674 S * 9/2008 Tseng D19/36
D595,719 S * 7/2009 Hu D14/411
D607,931 S * 1/2010 Liu D19/44
D609,743 S * 2/2010 Kohn D19/41
D613,738 S * 4/2010 Daniel D14/346
D614,628 S * 4/2010 Taylor et al. D14/431
D619,579 S * 7/2010 Flores Rodrigues
Vieira D14/411
D620,490 S 7/2010 Avery et al.
D631,465 S * 1/2011 Lipsky et al. D14/167
D632,673 S * 2/2011 Isaias D14/218
D634,783 S * 3/2011 Papenfuss D19/51
D642,564 S * 8/2011 Busri et al. D14/358
2006/0188861 A1 8/2006 Wood et al.
2008/0062152 A1* 3/2008 Byler et al. 345/179
2009/0002346 A1* 1/2009 Henning et al. 345/179
* cited by examiner

Primary Examiner — Austin Murphy

(56) **References Cited**

U.S. PATENT DOCUMENTS

D330,707 S * 11/1992 Whitaker D14/431
D349,490 S 8/1994 Barrett
D439,336 S 3/2001 Najmi
D446,512 S 8/2001 Lee
D453,753 S 2/2002 Ahn
D492,664 S 7/2004 Christianson
D498,790 S * 11/2004 Shova et al. D19/43
D529,466 S * 10/2006 Rose et al. D14/138 R
D533,590 S 12/2006 Beyer
D539,343 S 3/2007 Qiu
D541,338 S 4/2007 Wang
D541,858 S 5/2007 Yeh
D542,796 S 5/2007 Chan
D547,800 S 7/2007 Gallay et al.
D554,183 S * 10/2007 Paulus et al. D19/53

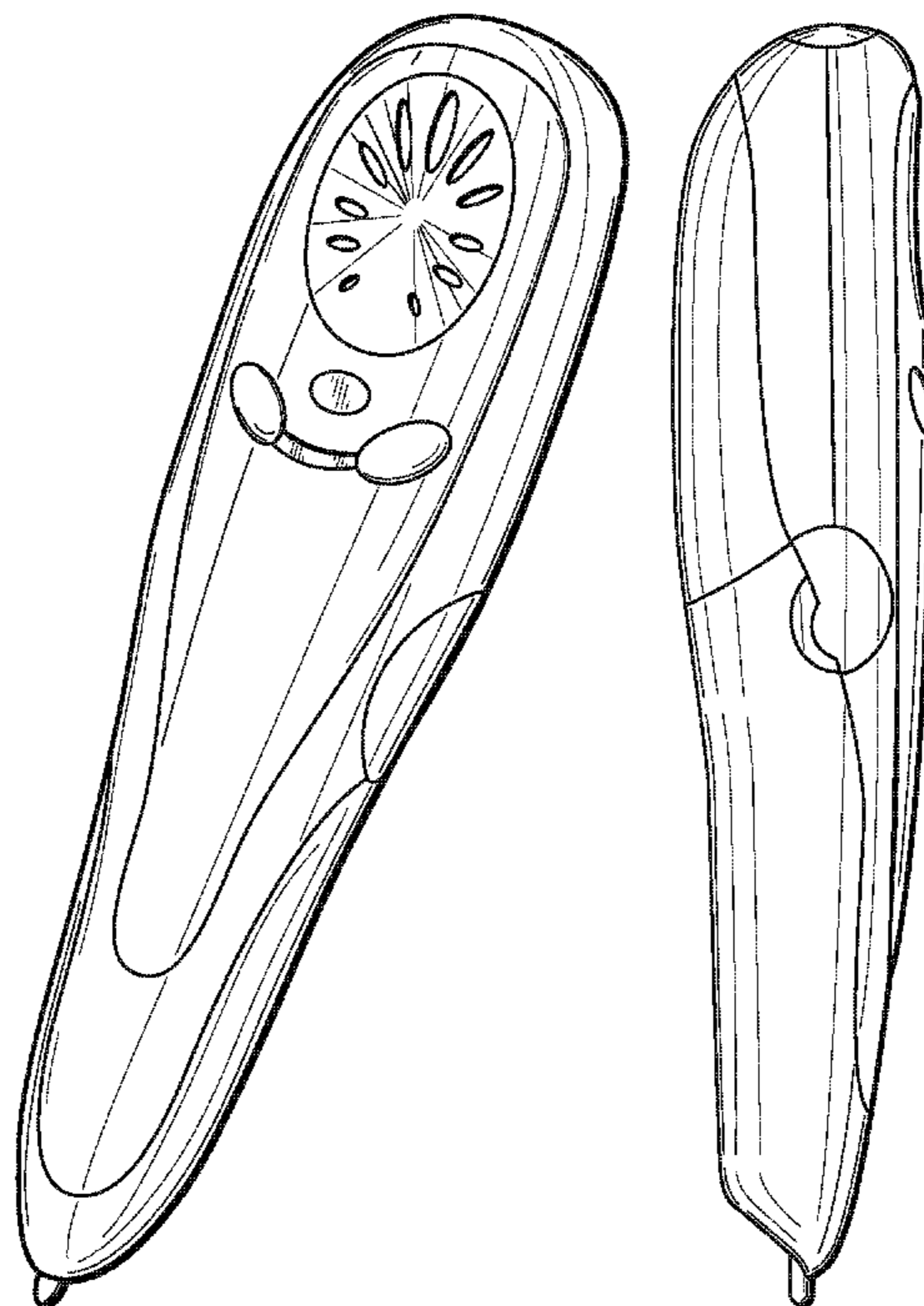
(57) **CLAIM**

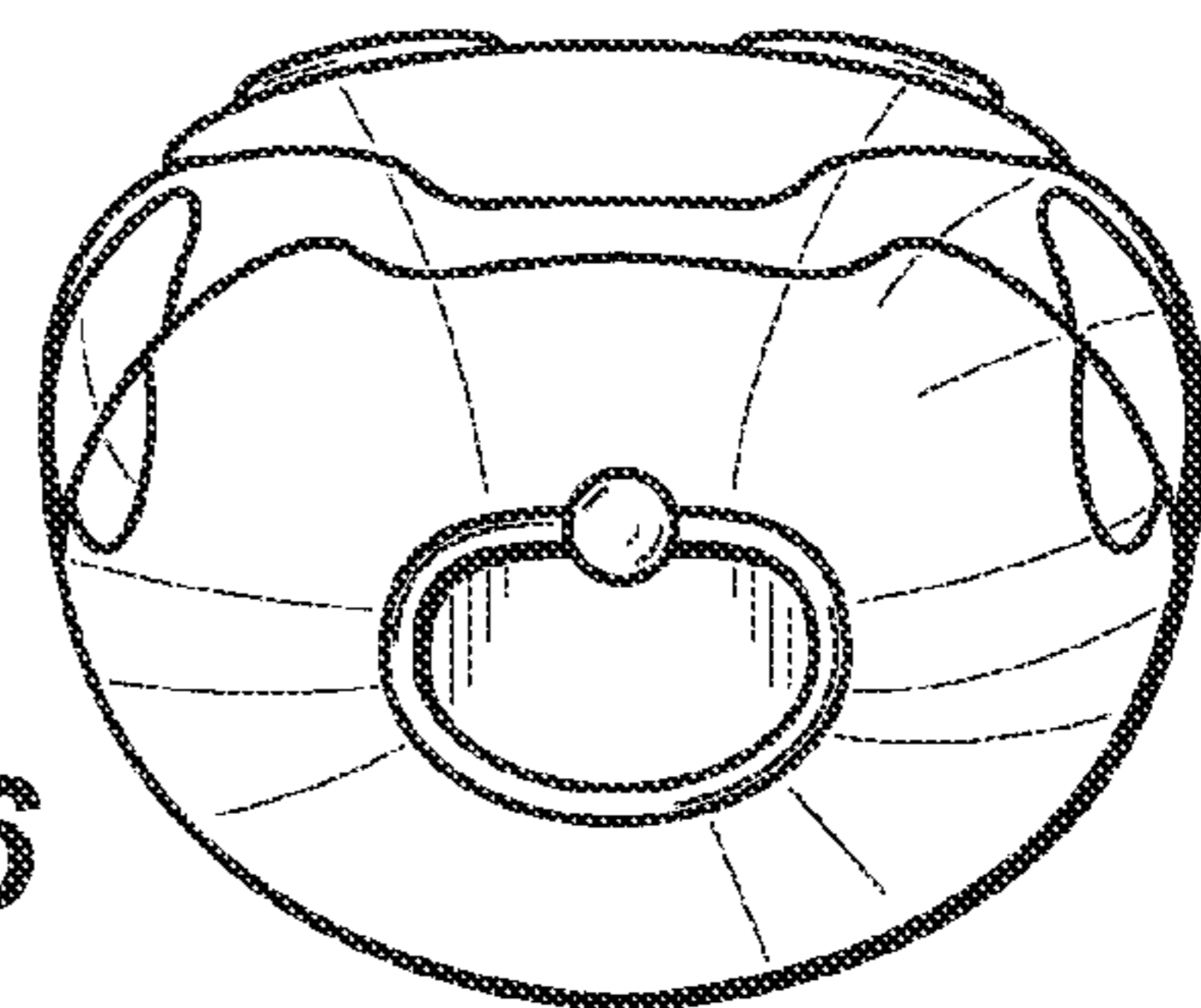
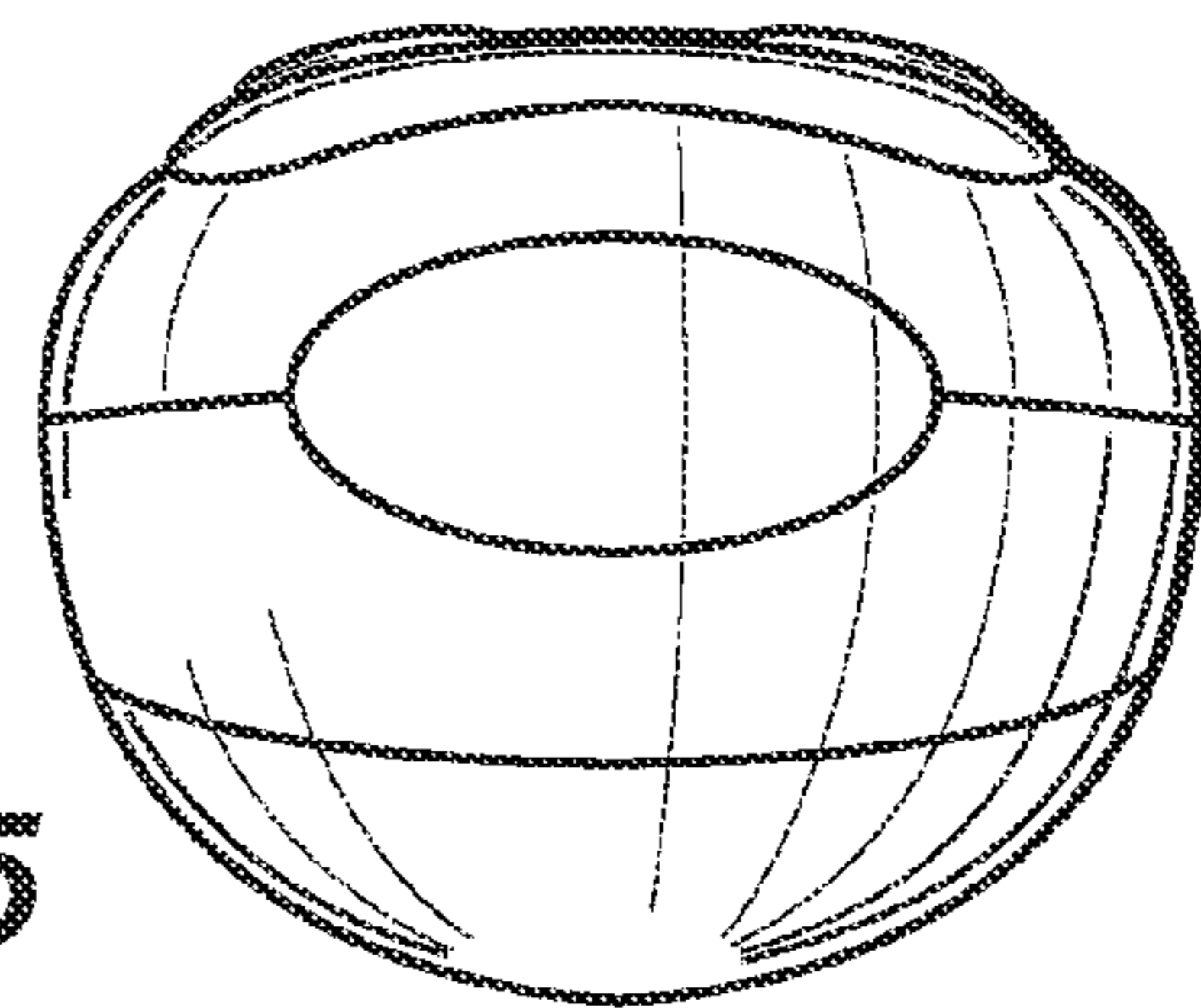
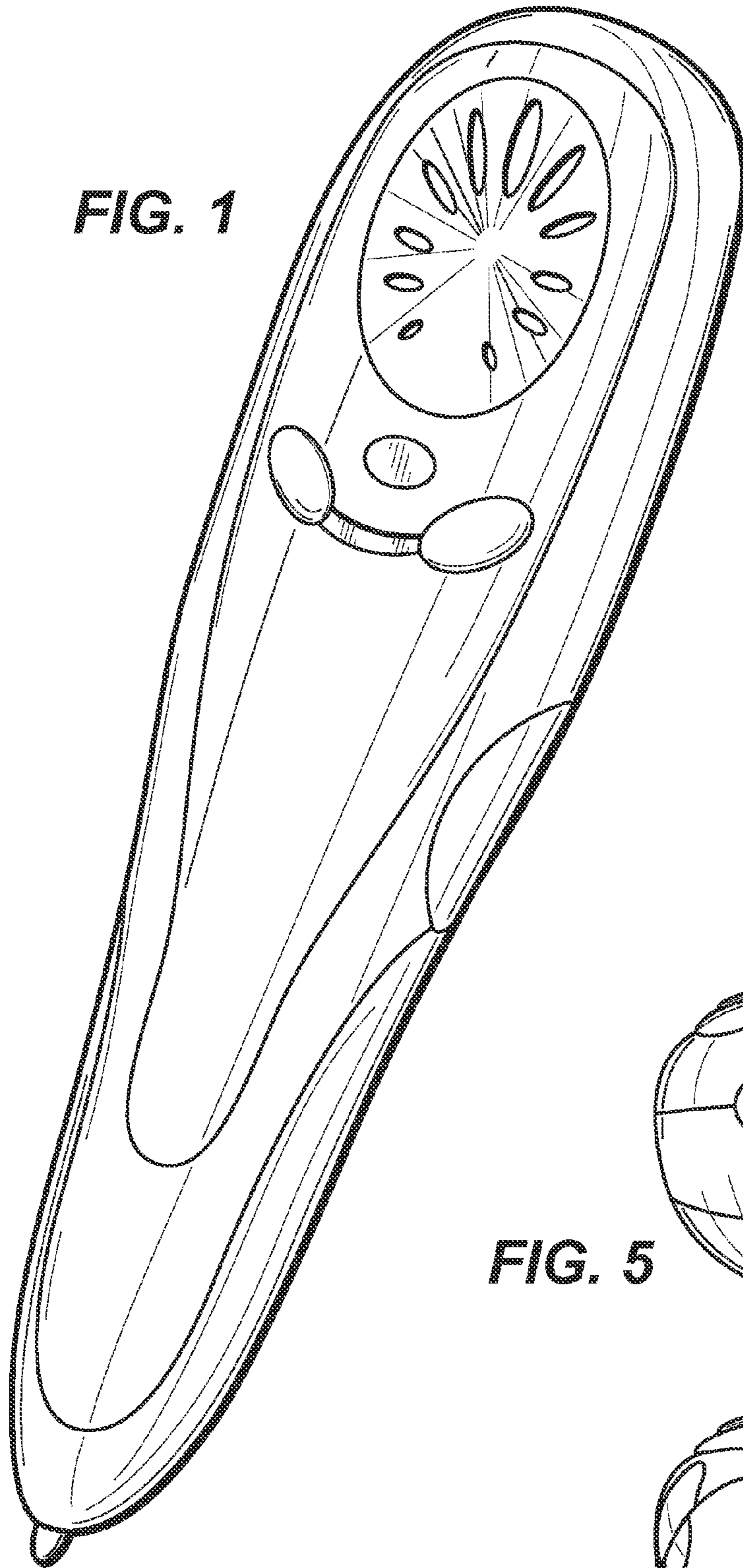
I claim the ornamental design for an interactive learning pen, as shown and described.

DESCRIPTION

FIG. 1 is an upper right front perspective view of an interactive learning pen showing my new design;
FIG. 2 is a front elevational view thereof;
FIG. 3 is a left side elevational view thereof, the right side being a mirror image;
FIG. 4 is a rear elevational view thereof;
FIG. 5 is a top plan view thereof; and,
FIG. 6 is a bottom plan view thereof.

1 Claim, 2 Drawing Sheets





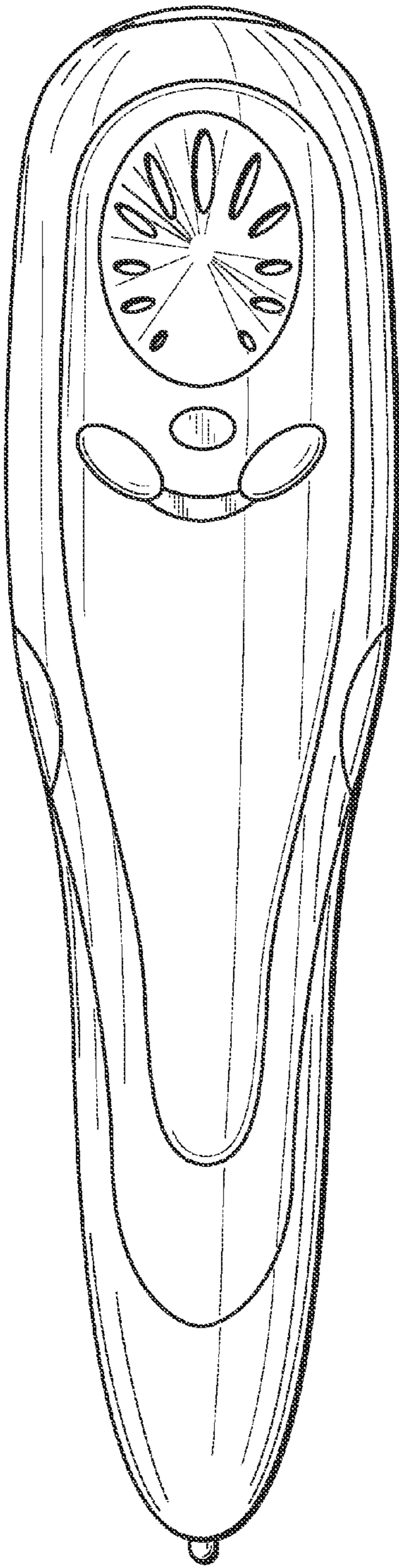


FIG. 2

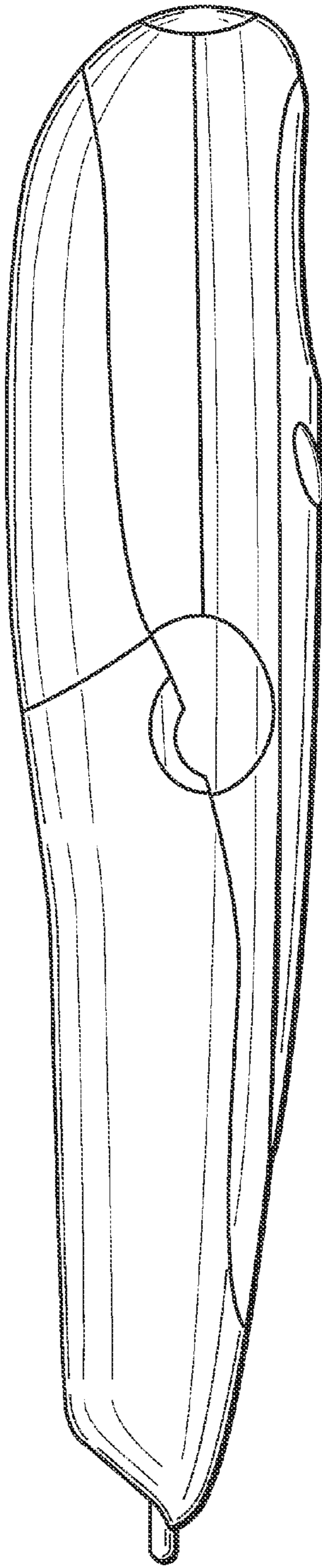


FIG. 3

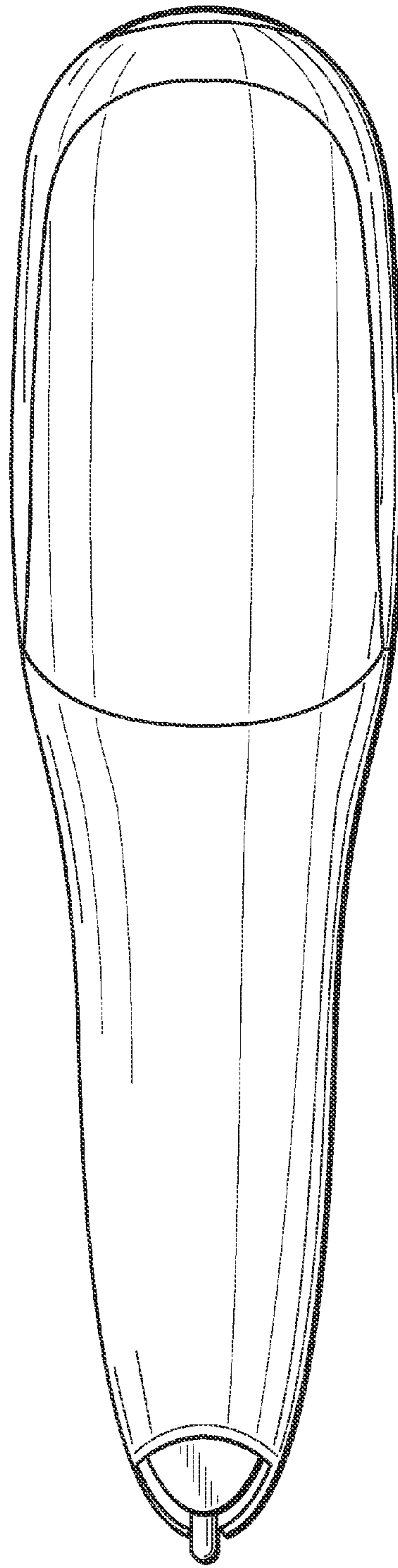


FIG. 4