

US00D658166S

(12) **United States Design Patent**  
**Bau**

(10) **Patent No.:** **US D658,166 S**

(45) **Date of Patent:** **\*\* Apr. 24, 2012**

(54) **PROTECTIVE CASING FOR PORTABLE  
HANDHELD ELECTRONIC DEVICE**

(75) Inventor: **Chi Yun Steven Bau**, Kowloon (HK)

(73) Assignee: **Switcheasy Limited**, Kowloon (HK)

(\*\*) Term: **14 Years**

(21) Appl. No.: **29/376,612**

(22) Filed: **Oct. 8, 2010**

(30) **Foreign Application Priority Data**

Jun. 29, 2010 (HK) ..... 1001190

(51) **LOC (9) Cl.** ..... **14-03**

(52) **U.S. Cl.** ..... **D14/250**

(58) **Field of Classification Search** ..... D3/201,  
D3/215, 218, 269, 273, 294; D14/140, 142,  
D14/203.3, 217, 218, 240, 242, 250–253,  
D14/299, 358, 440, 450; D13/103, 107,  
D13/108.119; 220/4.02; 224/119, 191, 240,  
224/241, 245, 682, 683; 248/309.1; 361/679.3,  
361/679.56; 379/454, 455; 455/575.1, 575.6,  
455/575.7, 575.8, 575.9; 190/100; 206/305,  
206/320

See application file for complete search history.

(56) **References Cited**

**U.S. PATENT DOCUMENTS**

7,612,997 B1 \* 11/2009 Diebel et al. .... 361/679.56  
D644,216 S \* 8/2011 Richardson et al. .... D14/250

D644,217 S \* 8/2011 Richardson et al. .... D14/250  
D644,218 S \* 8/2011 Akana et al. .... D14/341  
D644,638 S \* 9/2011 Melanson et al. .... D14/250  
D644,639 S \* 9/2011 Weller et al. .... D14/250  
D646,264 S \* 10/2011 Dong ..... D14/250  
D646,266 S \* 10/2011 Kim et al. .... D14/250  
D647,519 S \* 10/2011 Rothbaum et al. .... D14/250  
D648,332 S \* 11/2011 Kim et al. .... D14/248  
D648,717 S \* 11/2011 Fahrenedorff et al. .... D14/250  
D649,536 S \* 11/2011 Richardson et al. .... D14/250  
D649,537 S \* 11/2011 Magness et al. .... D14/250

\* cited by examiner

*Primary Examiner* — Raphael Barkai

*Assistant Examiner* — Randall Gholson

(74) *Attorney, Agent, or Firm* — Sughrue Mion, PLLC

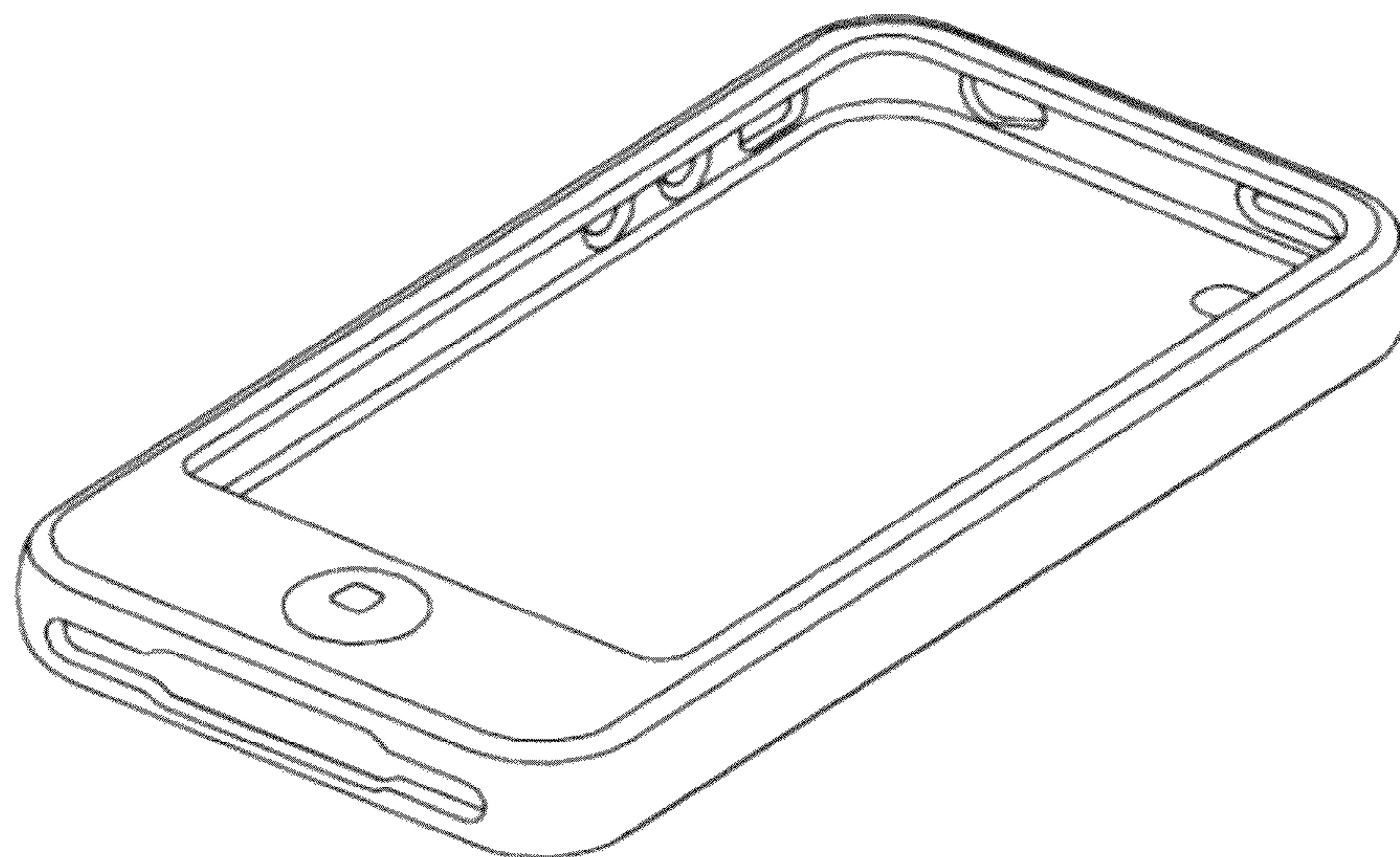
(57) **CLAIM**

The ornamental design for a protective casing for portable handheld electronic device, as shown and described.

**DESCRIPTION**

FIG. 1 is a front perspective view of the protective casing for portable handheld electronic device;  
FIG. 2 is a rear perspective view thereof;  
FIG. 3 is a front elevation view thereof;  
FIG. 4 is a rear elevation view thereof;  
FIG. 5 is a right elevation view thereof;  
FIG. 6 is a left elevation view thereof;  
FIG. 7 is a top plan view thereof; and,  
FIG. 8 is a bottom plan view thereof.

**1 Claim, 4 Drawing Sheets**



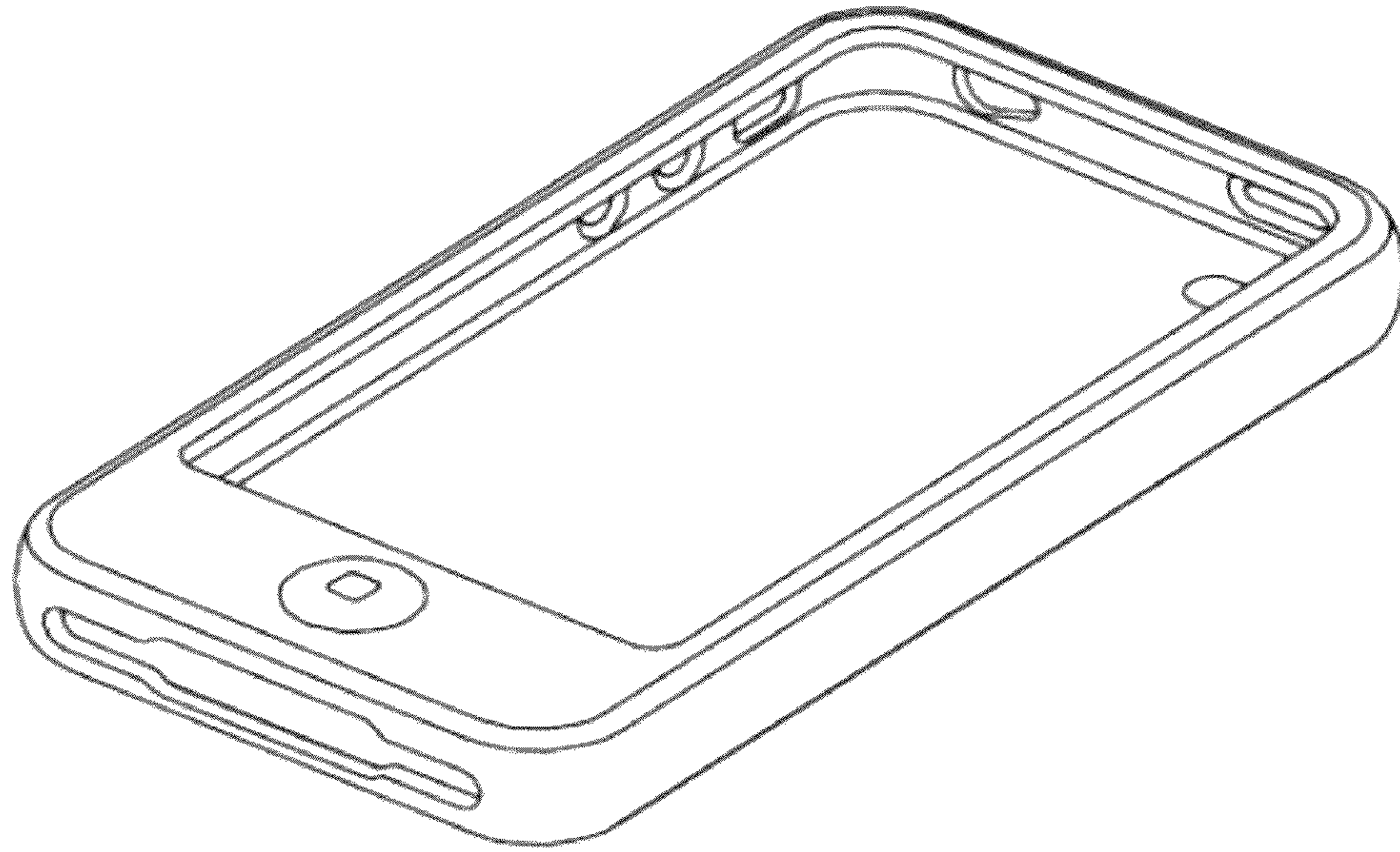


Fig. 1

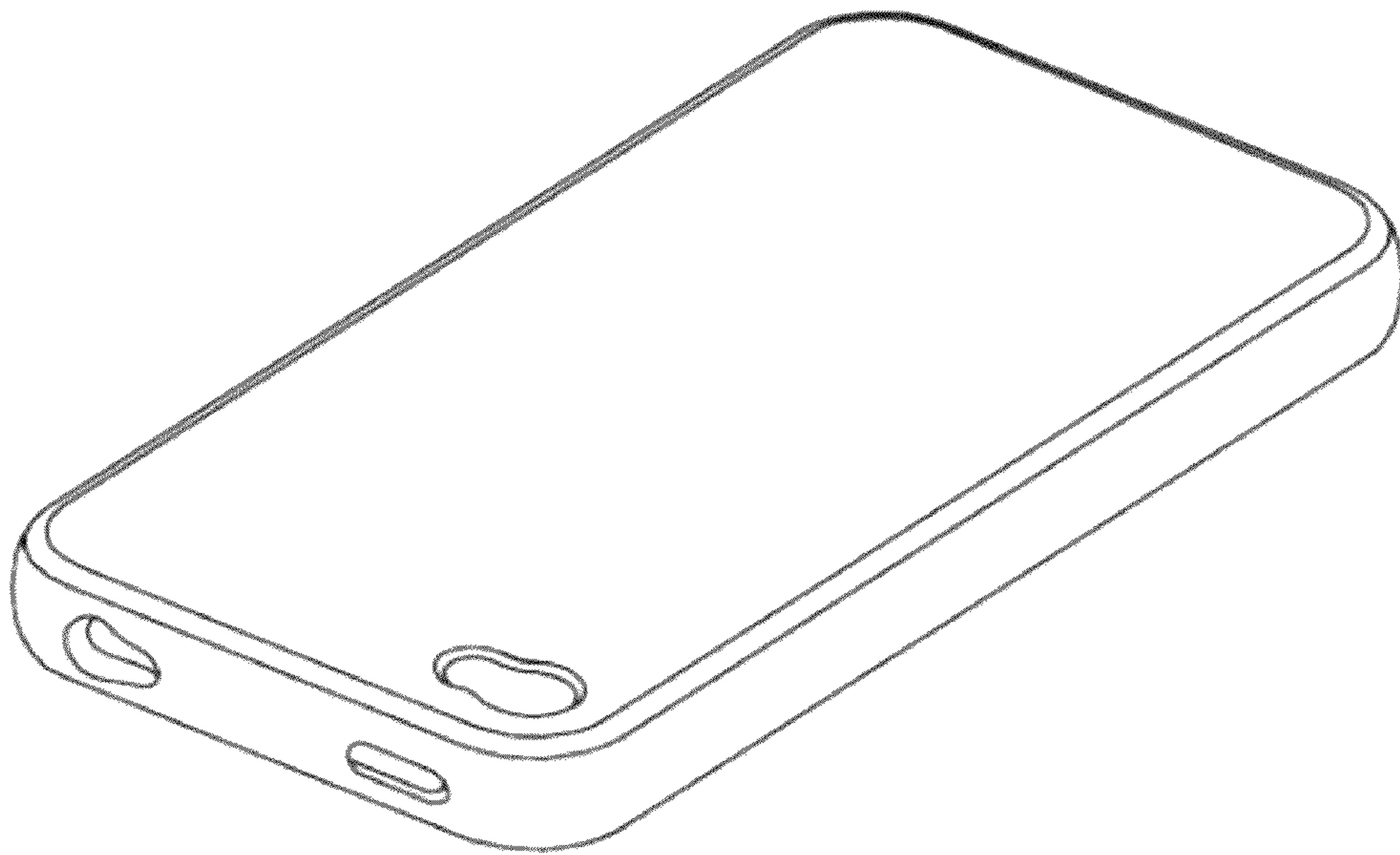


Fig. 2






Fig. 3




Fig. 4

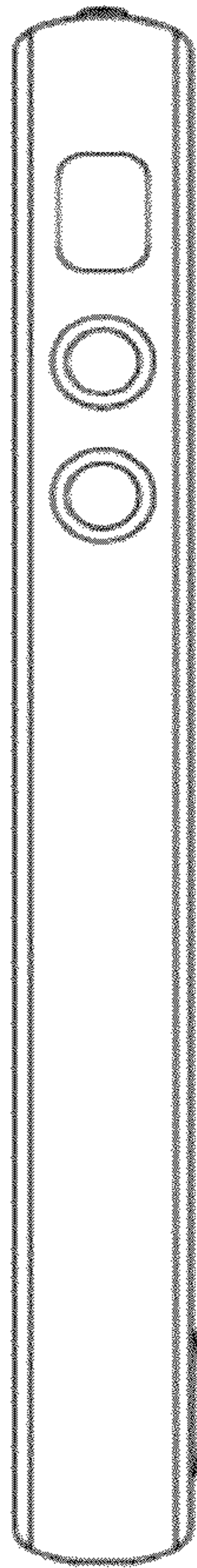


Fig. 5




Fig. 6




Fig. 7



Fig. 8