



US00D658154S

(12) **United States Design Patent**  
**Durocher et al.**

(10) **Patent No.:** **US D658,154 S**

(45) **Date of Patent:** **\*\* Apr. 24, 2012**

(54) **PORTABLE MINIATURIZED AUDIO AMPLIFIER**

(76) Inventors: **Gerard Jerome Durocher**, Tucson, AZ (US); **Steven Michael Montgomery**, Los Angeles, CA (US)

(\*\*) Term: **14 Years**

(21) Appl. No.: **29/390,830**

(22) Filed: **Apr. 29, 2011**

(51) **LOC (9) Cl.** ..... **14-01**

(52) **U.S. Cl.** ..... **D14/188**

(58) **Field of Classification Search** ..... D14/162, D14/167-169, 175, 179, 188, 194-198, 215, D14/217, 257, 258, 265, 299, 496; D13/163, D13/164; 84/625, 660, 697; 455/344-351; 330/1 R, 3, 4, 250; 381/86, 120

See application file for complete search history.

(56) **References Cited**

**U.S. PATENT DOCUMENTS**

D121,272 S *	7/1940	Cubert	.....	D14/155
D385,878 S *	11/1997	Flick	.....	D14/155
D483,281 S *	12/2003	Cobigo	.....	D10/104.1
D497,356 S *	10/2004	Jerome	.....	D14/197
D534,150 S *	12/2006	Griffin	.....	D14/155
D535,974 S *	1/2007	Alwicker et al.	.....	D14/188
D536,692 S *	2/2007	Alwicker et al.	.....	D14/188
D577,715 S *	9/2008	Lim et al.	.....	D14/240
D596,614 S *	7/2009	Wilson	.....	D14/188
D596,615 S *	7/2009	Wilson	.....	D14/188
D609,701 S *	2/2010	Hou	.....	D14/240

D612,355 S *	3/2010	Luo	.....	D14/138 AC
D626,935 S *	11/2010	Ohtani et al.	.....	D14/192
D626,953 S *	11/2010	Wilson	.....	D14/252
D627,069 S *	11/2010	Mehlsen et al.	.....	D24/174
D627,330 S *	11/2010	Otsuka	.....	D14/192

\* cited by examiner

*Primary Examiner* — Stella Reid

*Assistant Examiner* — Keli L Hill

(74) *Attorney, Agent, or Firm* — Sean D. Burdick

(57) **CLAIM**

The design for the portable miniaturized audio amplifier, as shown in the attached drawings.

**DESCRIPTION**

FIG. 1 is a perspective view of a portable miniaturized audio amplifier, embodying our new design, in a state of use.

FIG. 2 is a top view thereof.

FIG. 3 is a side view thereof.

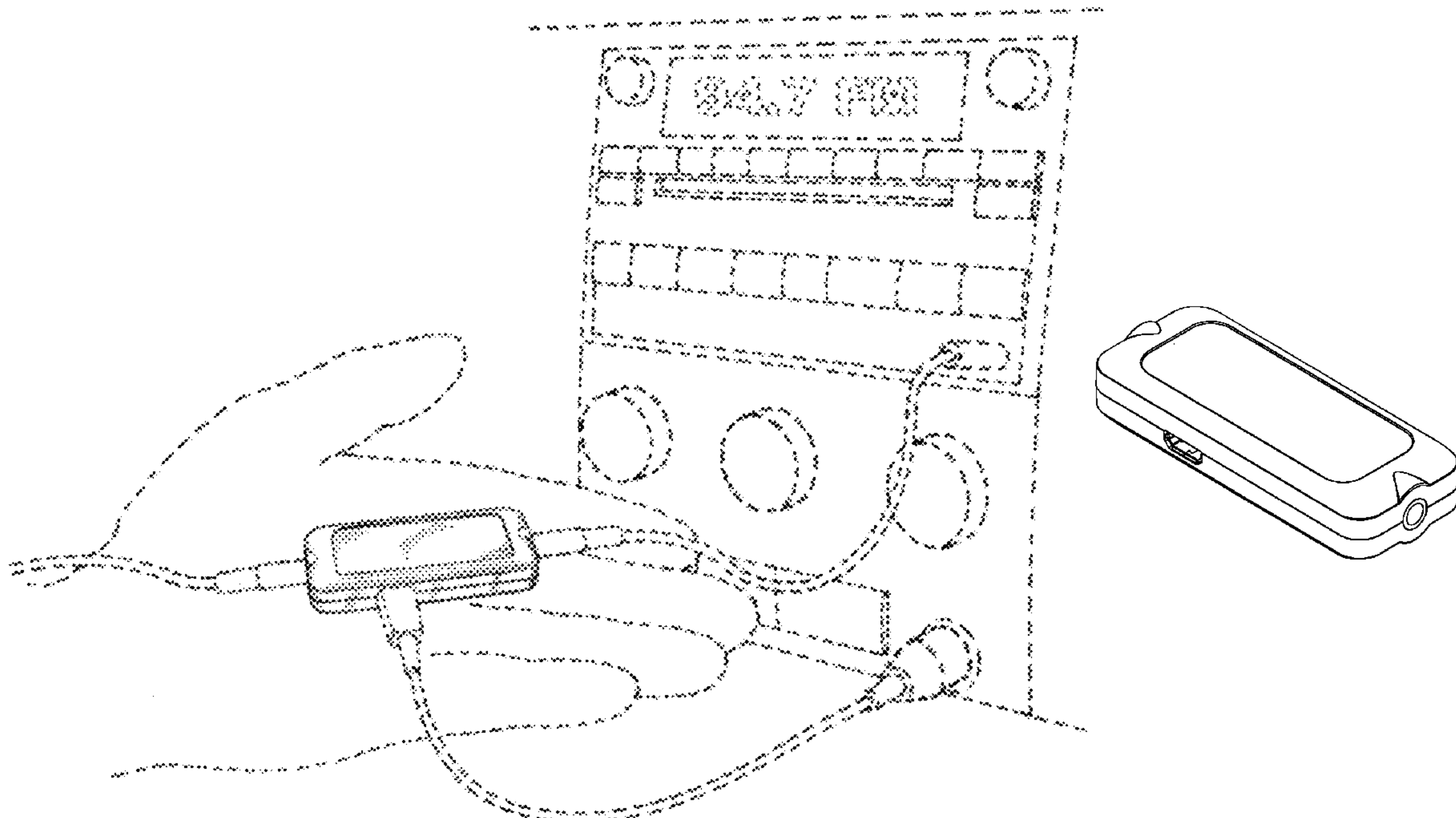
FIG. 4 is a bottom view thereof.

FIG. 5 is a bottom perspective view thereof; and,

FIG. 6 is a top perspective view thereof.

The broken lines in FIG. 1 that indicate a human hand, cables, connectors, and an audio control console are included for the purpose of illustrating the portability and scale of the miniaturized audio amplifier and form no part of the claimed design.

**1 Claim, 2 Drawing Sheets**



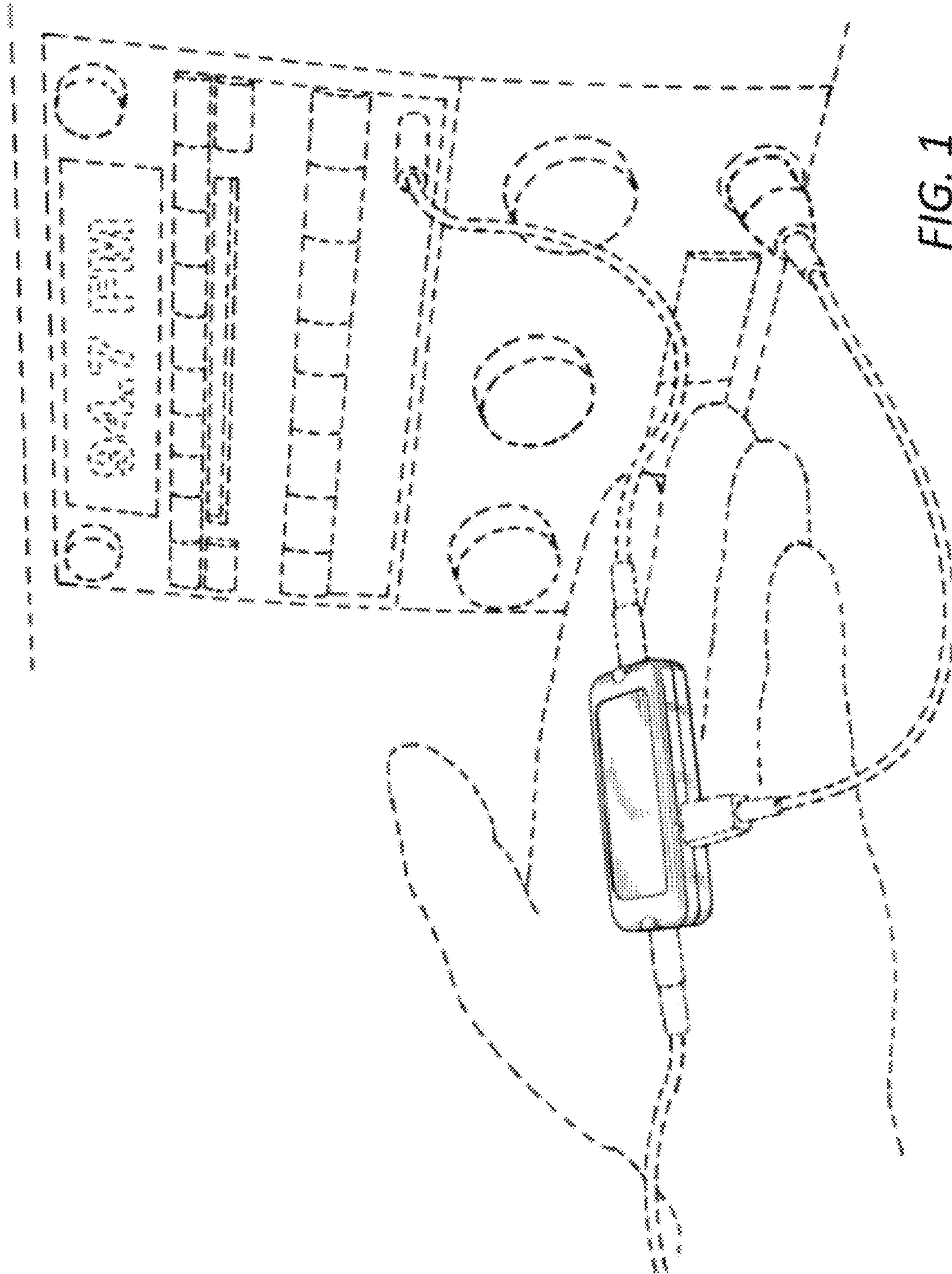

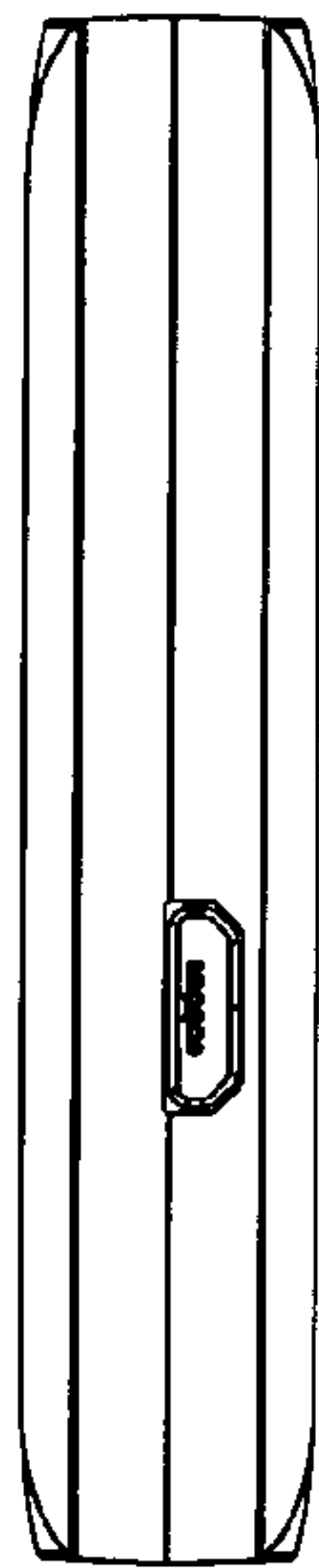



FIG. 1



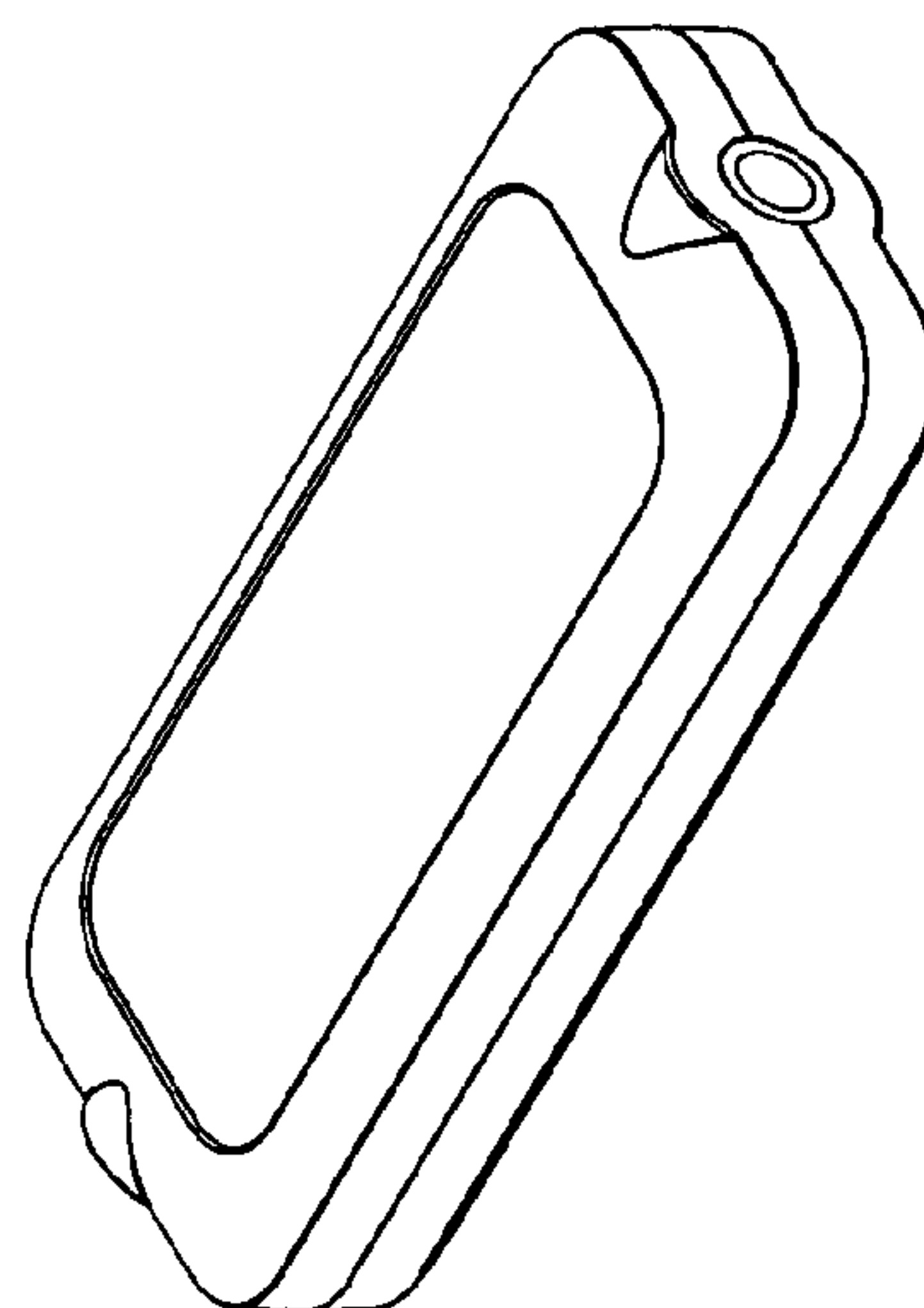
*Fig. 2*



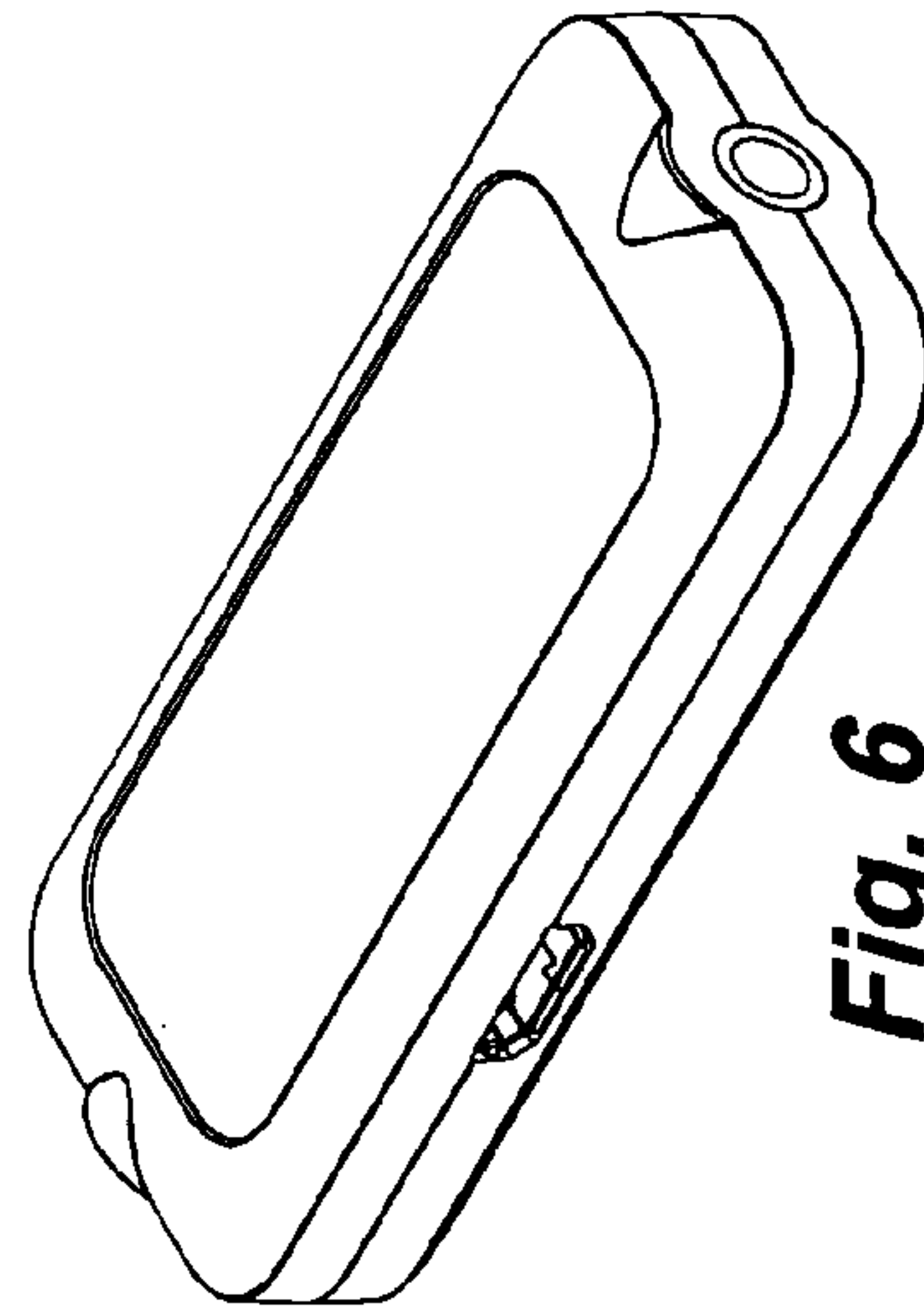
*Fig. 3*



*Fig. 4*



*Fig. 5*



*Fig. 6*