



US00D658153S

(12) **United States Design Patent**
Woo et al.

(10) **Patent No.:** **US D658,153 S**
(45) **Date of Patent:** **** Apr. 24, 2012**

(54) **HOME THEATER RECEIVER**
(75) Inventors: **Gang Ho Woo**, Seoul (KR); **Young Won Jeong**, Jeonbuk (KR)
(73) Assignee: **LG Electronics Inc.**, Seoul (KR)
(**) Term: **14 Years**
(21) Appl. No.: **29/365,921**
(22) Filed: **Jul. 16, 2010**

(30) **Foreign Application Priority Data**
Jan. 25, 2010 (KR) 30-2010-0003080
(51) **LOC (9) Cl.** **14-03**
(52) **U.S. Cl.** **D14/188**
(58) **Field of Classification Search** D14/137,
D14/155, 162, 167-171, 188, 189, 193-198,
D14/203.1-203.8, 204, 208, 209.1, 210, 212,
D14/214, 215, 217, 257, 258, 265, 299, 496;
369/6-12; 455/90.1-90.3, 344-355
See application file for complete search history.

(56) **References Cited**
U.S. PATENT DOCUMENTS
D418,136 S * 12/1999 Kizawa D14/188
D501,659 S * 2/2005 Yamaji D14/188

D561,140 S * 2/2008 Hatori D14/505
D570,330 S * 6/2008 Tejima D14/188
D578,505 S * 10/2008 Tejima et al. D14/188
D602,890 S * 10/2009 Cho et al. D14/125
D623,154 S * 9/2010 Tu D14/125
D635,530 S * 4/2011 Sung et al. D14/125
D639,824 S * 6/2011 Usami et al. D14/505

* cited by examiner
Primary Examiner — Stella Reid
Assistant Examiner — Keli L. Hill
(74) *Attorney, Agent, or Firm* — Morgan, Lewis & Bockius LLP

(57) **CLAIM**
The ornamental design for a home theater receiver, as shown and described.

DESCRIPTION
FIG. 1 is a top, front, perspective view of a home theater receiver showing our new design;
FIG. 2 is a front view thereof;
FIG. 3 is a rear view thereof;
FIG. 4 is a left side view thereof;
FIG. 5 is a right side view thereof;
FIG. 6 is a top view thereof; and,
FIG. 7 is a bottom view thereof.

1 Claim, 4 Drawing Sheets

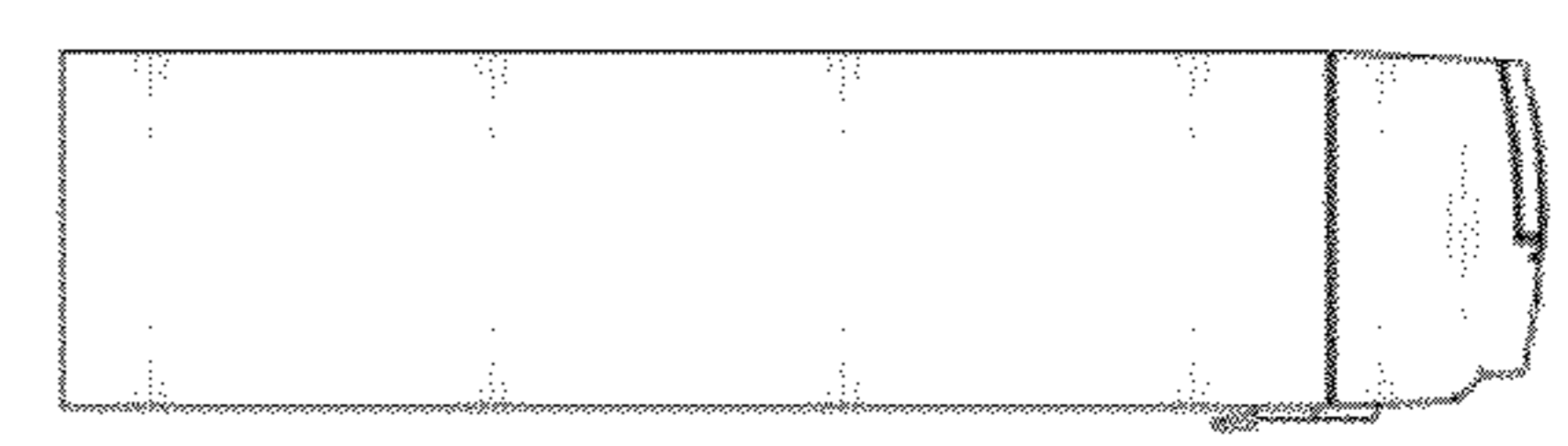
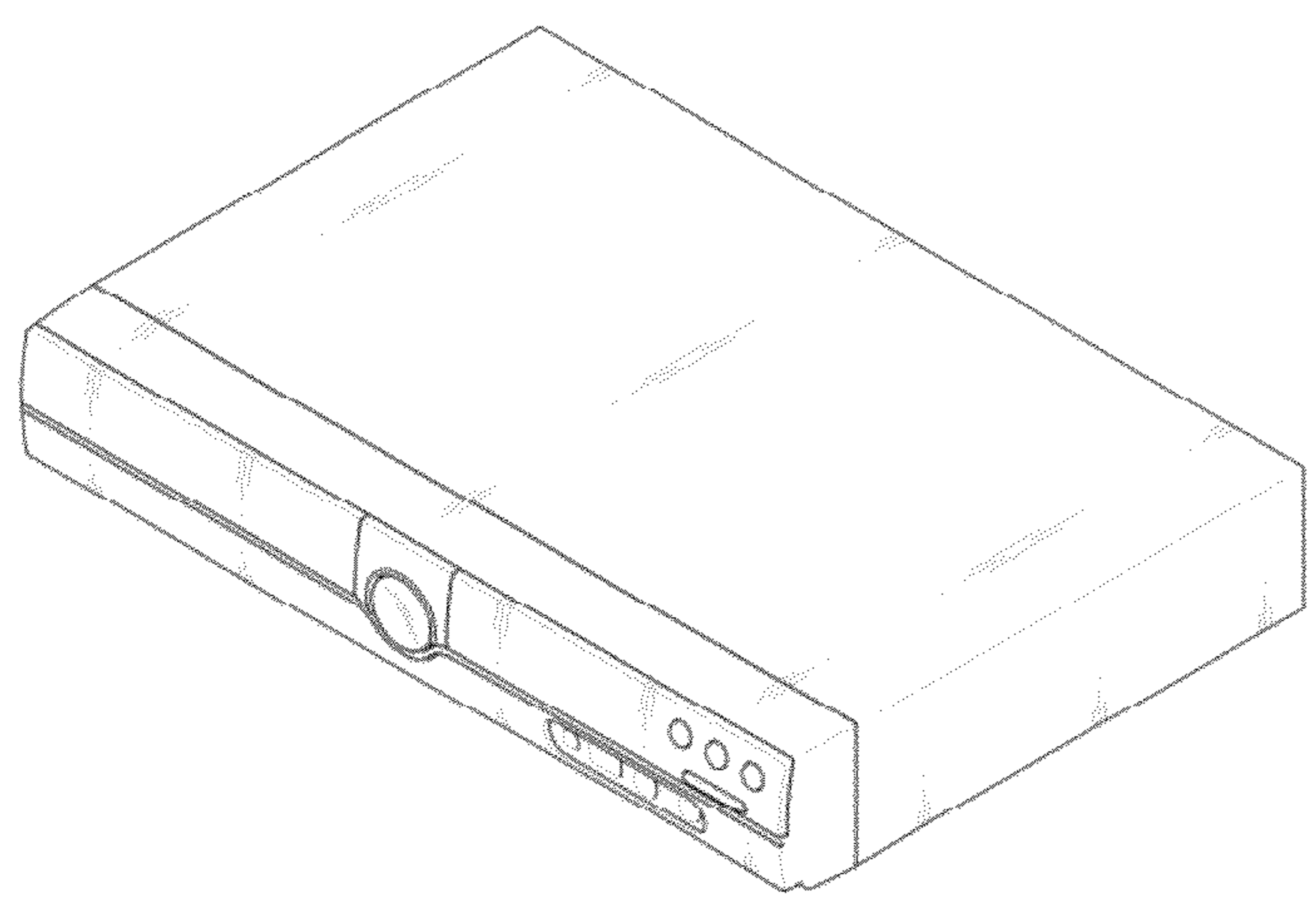


FIG. 1

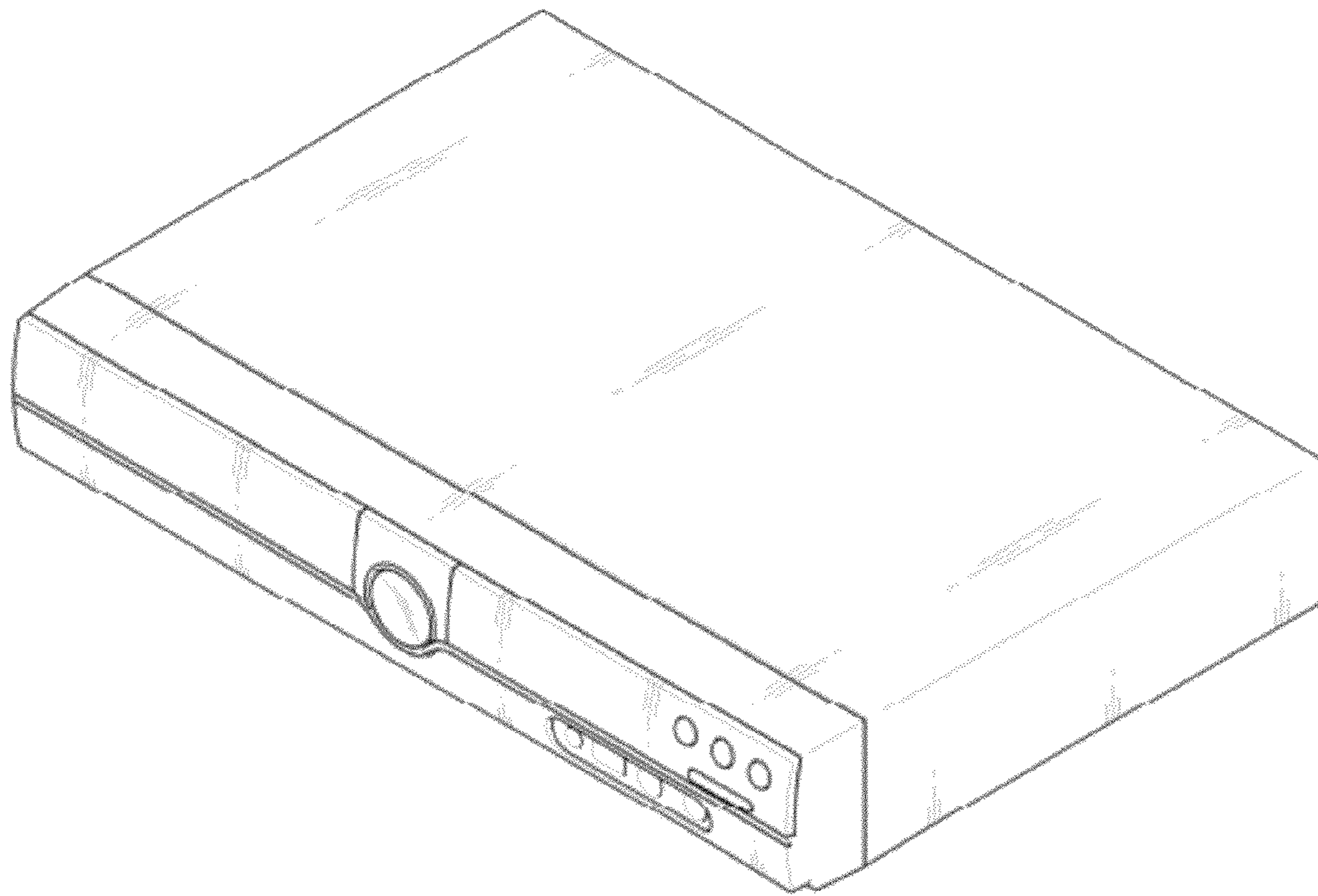


FIG. 2

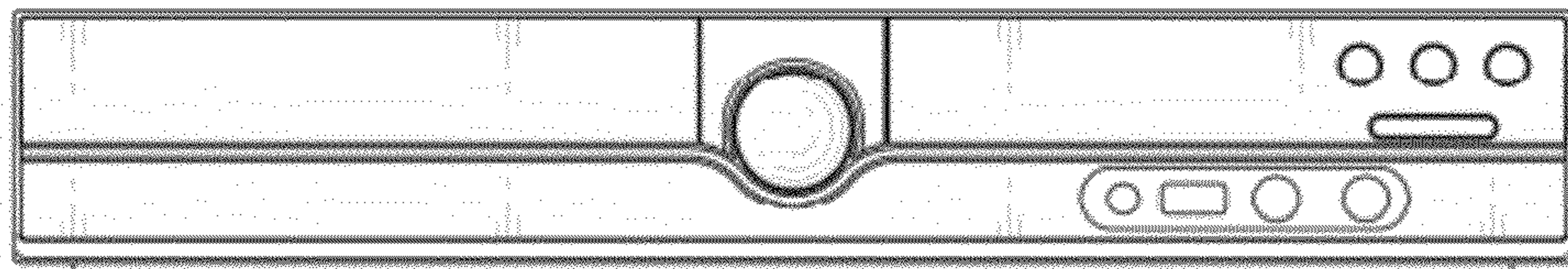


FIG. 3




FIG. 4




FIG. 5




FIG. 6




FIG. 7

