



US00D658133S

(12) **United States Design Patent**
Shang et al.

(10) **Patent No.:** **US D658,133 S**

(45) **Date of Patent:** **** Apr. 24, 2012**

(54) **SWITCH**

(75) Inventors: **Wenkai Shang**, Ratingen (DE); **Christof Humpert**, Willich (DE); **Zhenhua Fan**, Essen (DE); **Dietmar Gentsch**, Ratingen (DE); **Arne Klaska**, Duesseldorf (DE); **Oliver Claus**, Ratingen (DE); **Lorenzo Bonzi**, Bergamo (IT); **Carlo Cereda**, Caravaggio (IT)

(73) Assignee: **ABB Technology AG**, Zurich (CH)

(**) Term: **14 Years**

(21) Appl. No.: **29/359,725**

(22) Filed: **Apr. 14, 2010**

(30) **Foreign Application Priority Data**

Oct. 15, 2009 (EM) 001171110-0002

(51) **LOC (9) Cl.** **13-03**

(52) **U.S. Cl.** **D13/158**

(58) **Field of Classification Search** D13/120,
D13/158, 160, 184, 199; 218/118, 119, 7,
218/77, 78, 79, 2, 102; 251/172; 361/605,
361/612

See application file for complete search history.

(56) **References Cited**

U.S. PATENT DOCUMENTS

D554,592	S	*	11/2007	Mildes et al.	D13/158
D556,696	S	*	12/2007	Ruemenapp	D13/158
D558,147	S	*	12/2007	Ruemenapp	D13/158
D558,148	S	*	12/2007	Ruemenapp	D13/160
D558,149	S	*	12/2007	Ruemenapp	D13/160
2010/0181291	A1	*	7/2010	Gentsch	218/139
2010/0206848	A1	*	8/2010	Claus et al.	218/134
2010/0300852	A1	*	12/2010	Gentsch et al.	200/238
2011/0120976	A1	*	5/2011	Gentsch	218/139

* cited by examiner

Primary Examiner — Thomas Johannes

(74) *Attorney, Agent, or Firm* — Buchanan Ingersoll & Rooney PC

(57) **CLAIM**

The ornamental design for a switch, as shown and described.

DESCRIPTION

FIG. 1 is a front elevational view of a switch showing our new design.

FIG. 2 is a rear elevational view thereof.

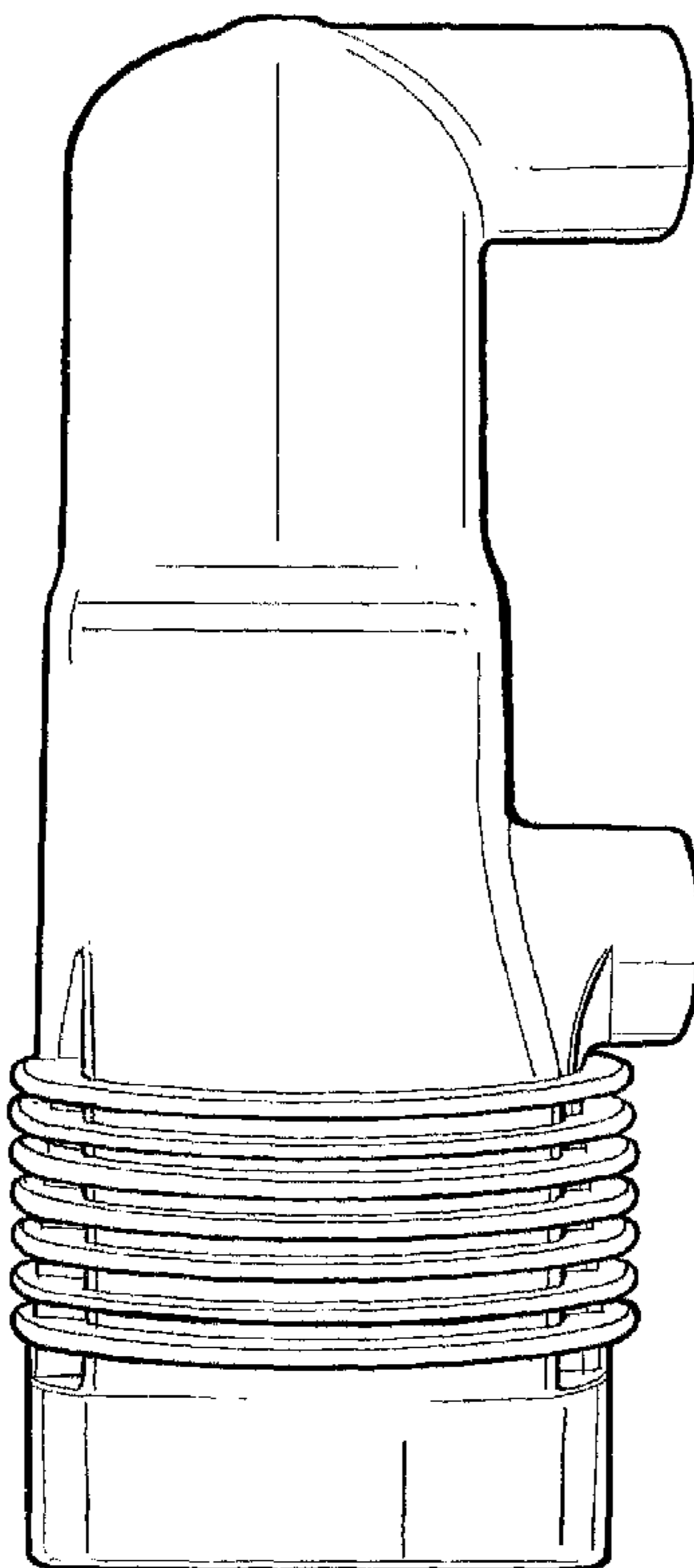
FIG. 3 is a left side elevational view thereof, the other side being a mirror image.

FIG. 4 is an enlarged front elevational view of a portion thereof; and,

FIG. 5 is a bottom plan view thereof.

The broken line portion of the drawings is included to show unclaimed subject matter only and forms no part of the claimed design.

1 Claim, 5 Drawing Sheets



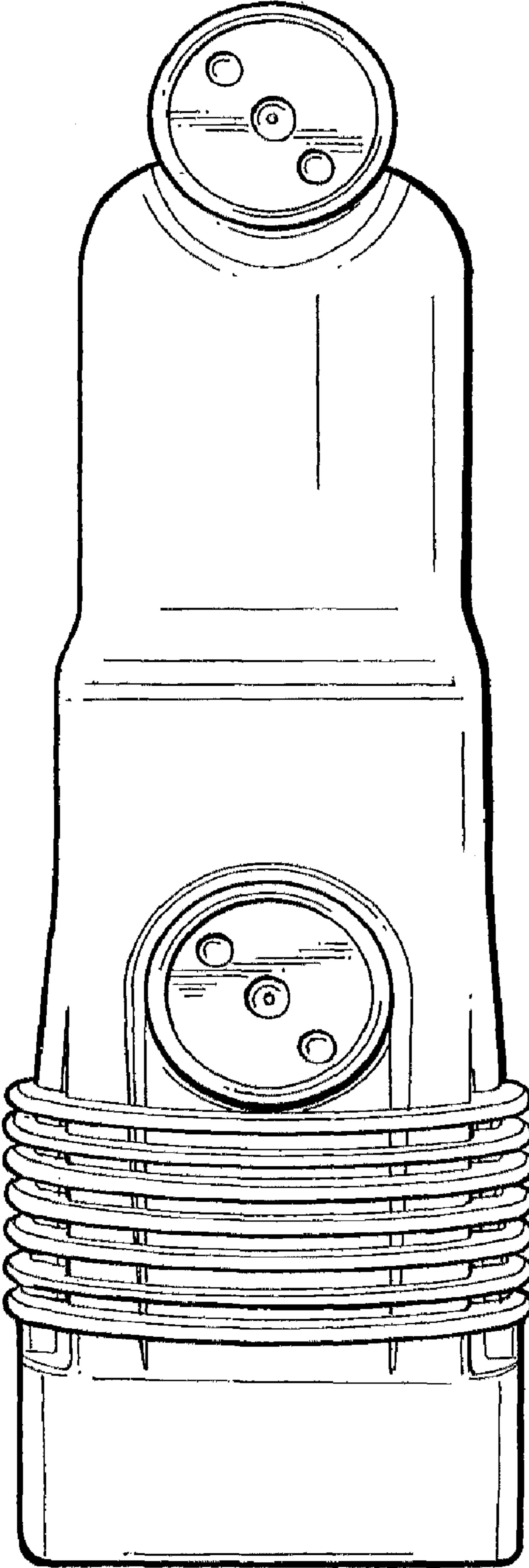


FIG. 1




FIG. 2

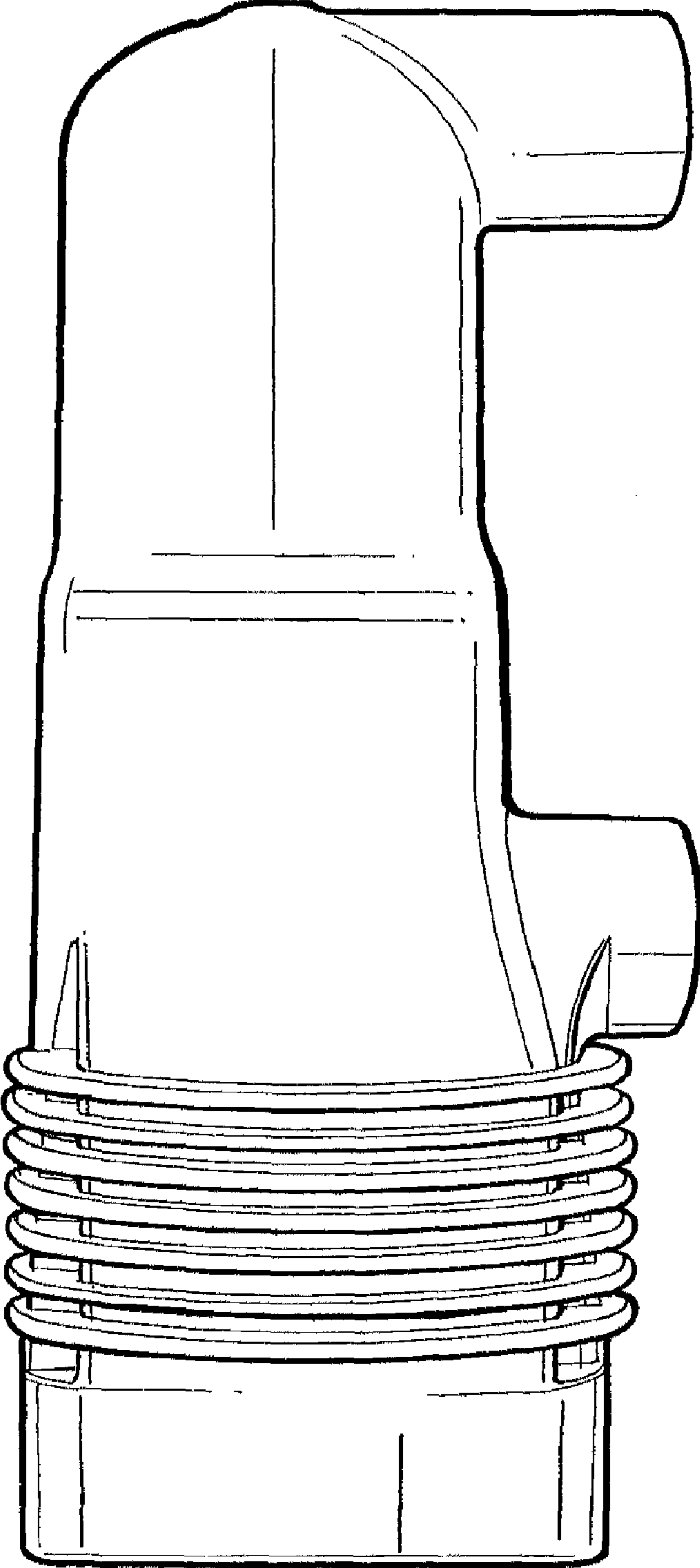


FIG. 3

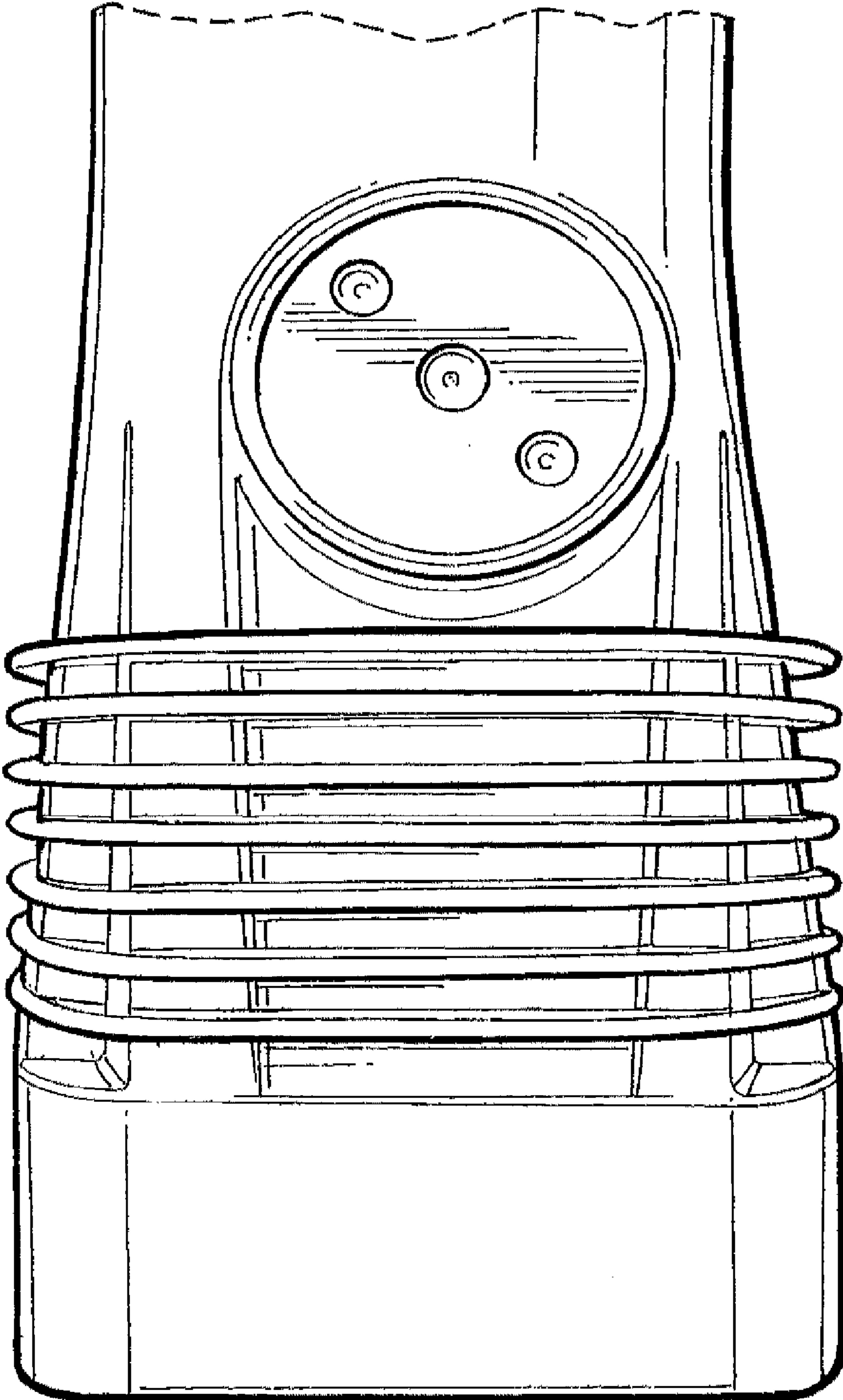


FIG. 4

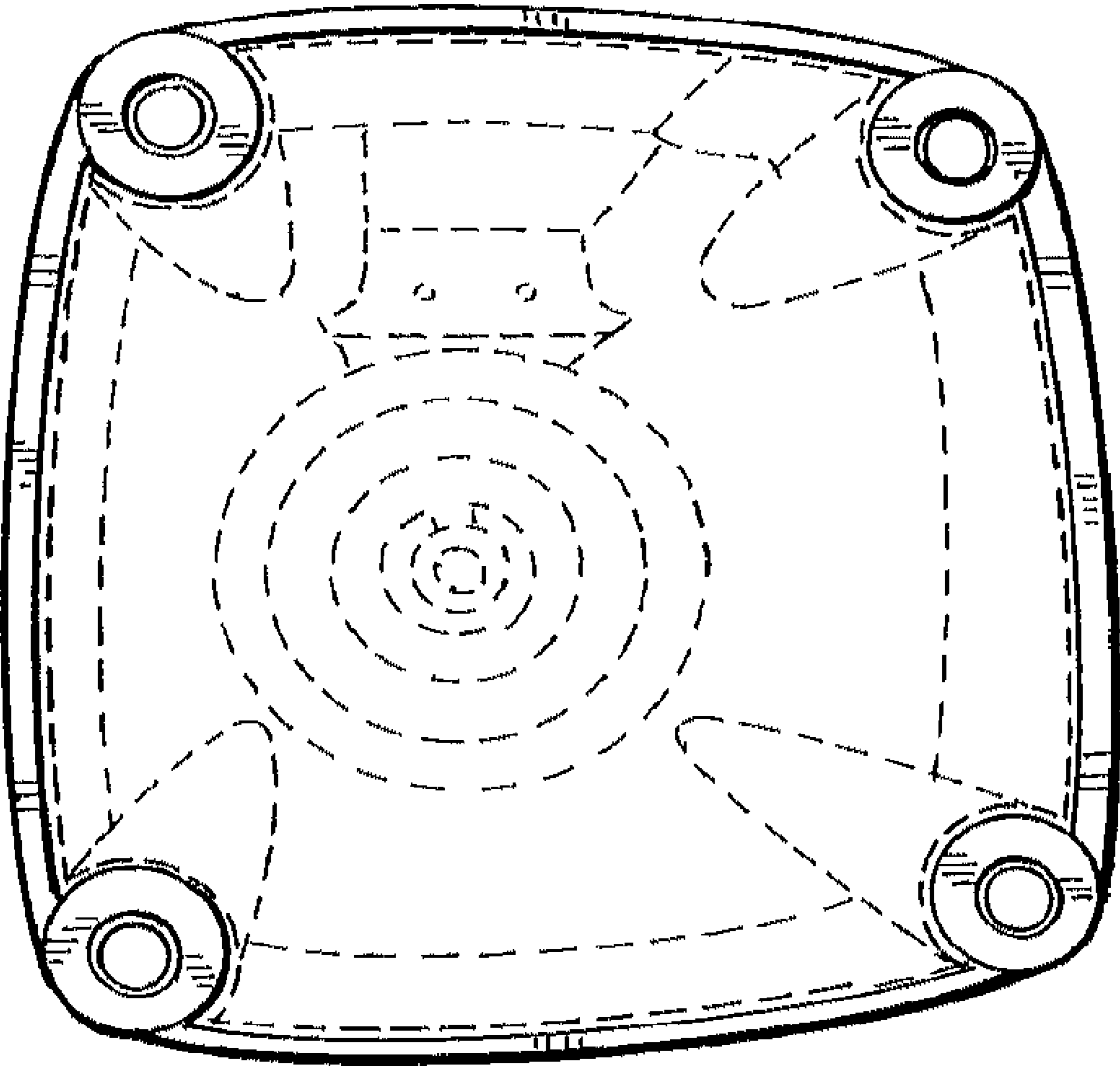


FIG. 5