



US00D658084S

(12) **United States Design Patent**  
**Cerrato**

(10) **Patent No.:** **US D658,084 S**

(45) **Date of Patent:** **\*\* Apr. 24, 2012**

(54) **WATCH COMPONENT**

(75) **Inventor:** **Davide Cerrato**, Geneva (CH)

(73) **Assignee:** **Montres Tudor SA**, Geneva (CH)

(\*\*) **Term:** **14 Years**

(21) **Appl. No.:** **29/344,230**

(22) **Filed:** **Sep. 25, 2009**

(30) **Foreign Application Priority Data**

Mar. 25, 2009 (CH) ..... 135968

(51) **LOC (9) Cl.** ..... **11-01**

(52) **U.S. Cl.** ..... **D11/3**

(58) **Field of Classification Search** ..... D11/1-25,  
D11/93-94; 63/3-15.9; 59/78-79.3, 80-82;  
D10/30-39, 122-132; 368/28, 80, 223, 228,  
368/232

See application file for complete search history.

(56) **References Cited**

U.S. PATENT DOCUMENTS

D271,160 S \* 11/1983 Sherwin ..... D3/229  
D446,467 S \* 8/2001 Lepou et al. .... D11/3  
D634,653 S \* 3/2011 Laucella ..... D10/39

\* cited by examiner

*Primary Examiner* — Michael Pratt

(74) *Attorney, Agent, or Firm* — Suhrue Mion, PLLC


(57) **CLAIM**


The ornamental design for watch component, as shown and described.

**DESCRIPTION**

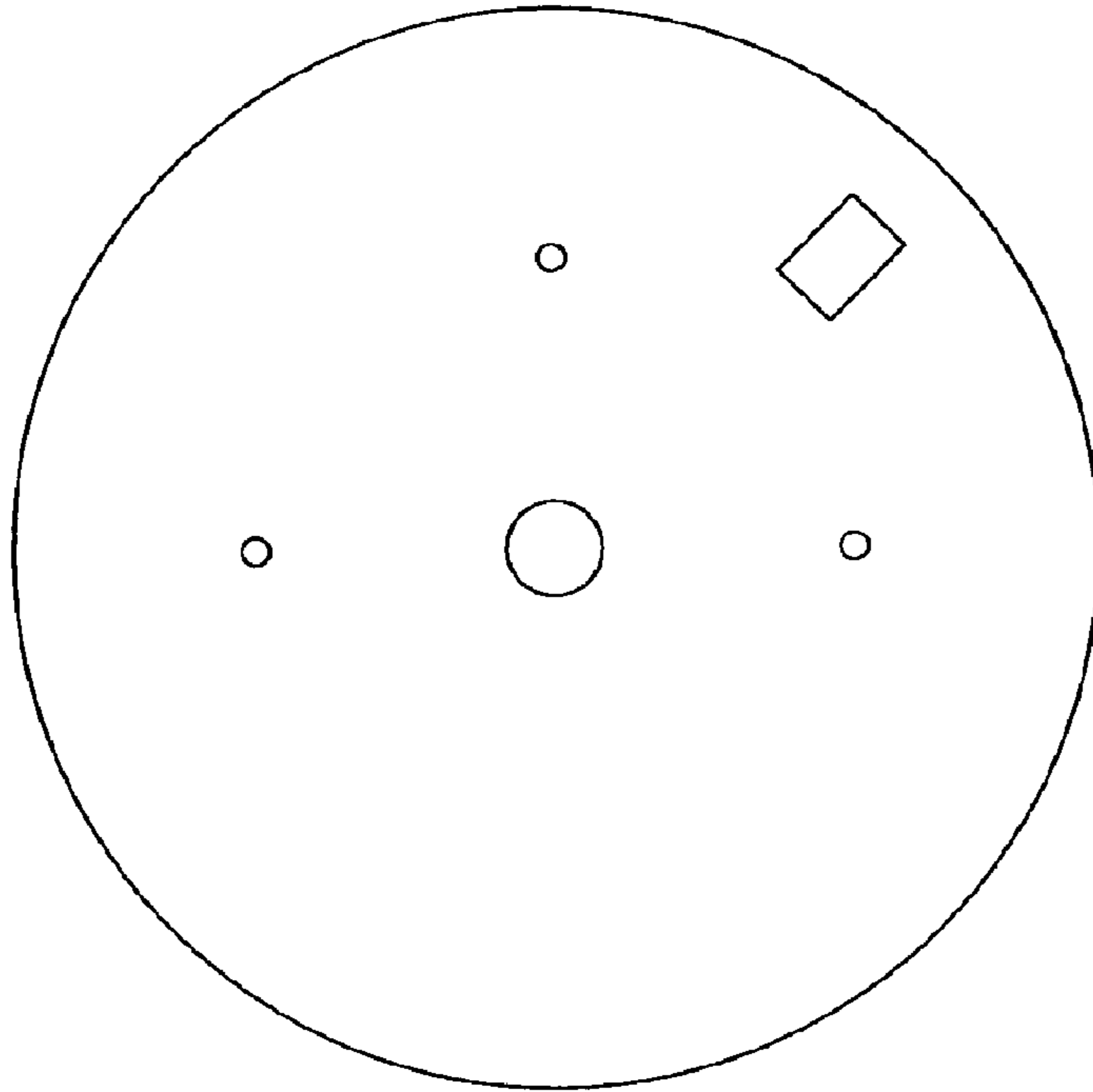
FIG. 1 is a front perspective view of a watch dial of watch component according to the present invention;  
FIG. 2 is a rear plan view thereof;  
FIG. 3 is a front plan view thereof;  
FIG. 4 is a first side view thereof;  
FIG. 5 is a second side view thereof, rotated by 90 degrees relative to FIG. 4;  
FIG. 6 is a third side view thereof, rotated by 90 degrees relative to FIG. 5; and,  
FIG. 7 is a fourth side view thereof, rotated by 90 degrees relative to FIG. 6.

**1 Claim, 3 Drawing Sheets**

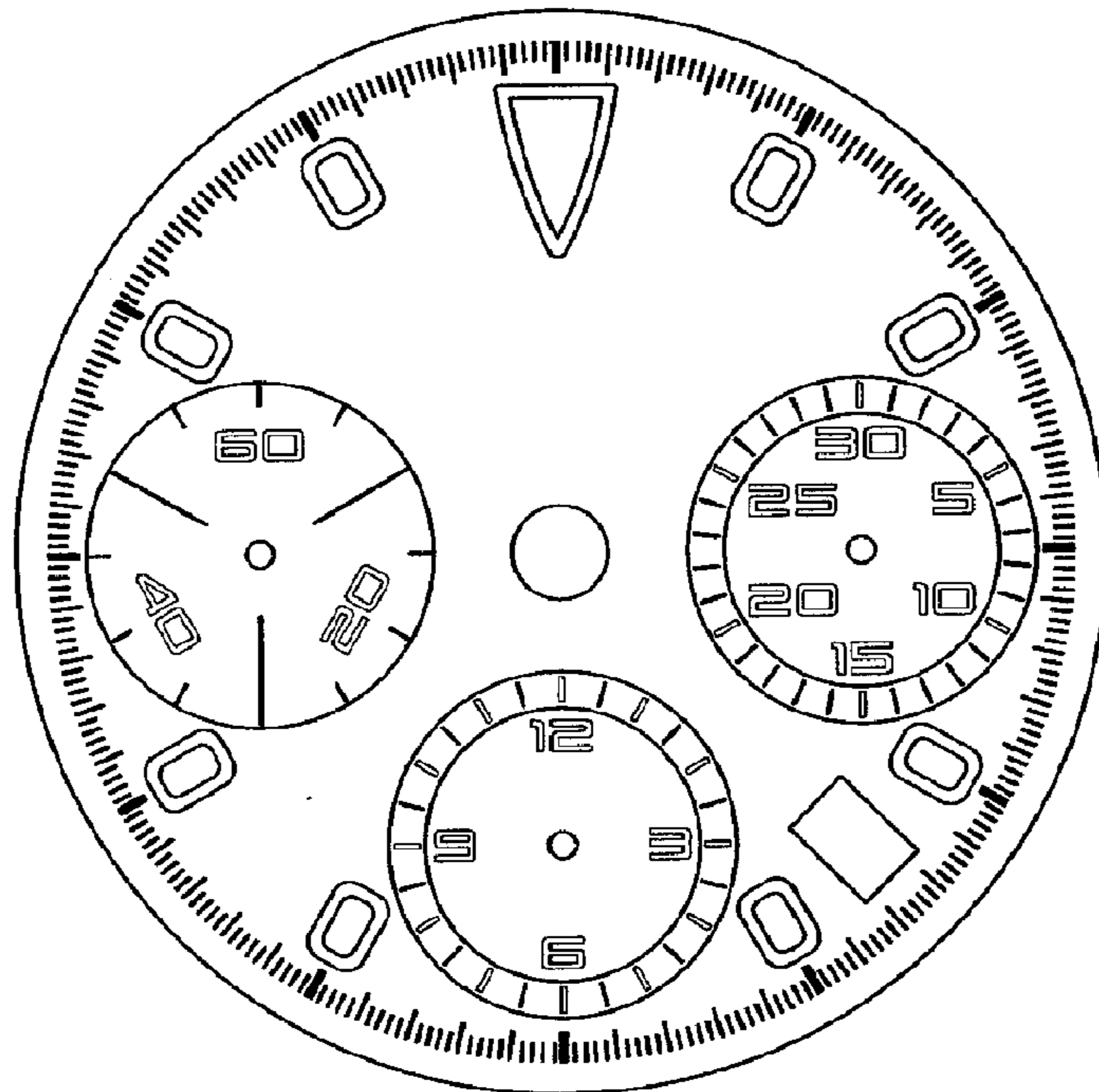





**FIG. 1**




**FIG. 2**



**FIG. 3**



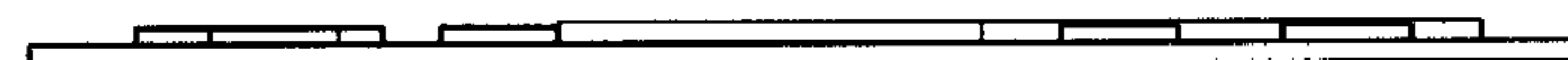
**FIG. 4**



**FIG. 5**



**FIG. 6**



**FIG. 7**