



US00D658083S

(12) **United States Design Patent**
Ghirardi et al.

(10) **Patent No.:** **US D658,083 S**

(45) **Date of Patent:** **** Apr. 24, 2012**

(54) **JEWELRY ARTICLE**

(75) Inventors: **Antonin Ghirardi**, Paris (FR); **Cécile Rembauville**, Paris (FR)

(73) Assignee: **Christian Dior Couture, S.A.**, Paris (FR)

(**) Term: **14 Years**

(21) Appl. No.: **29/344,176**

(22) Filed: **Sep. 24, 2009**

(51) **LOC (9) Cl.** **11-01**

(52) **U.S. Cl.** **D11/1; D11/86; D11/56**

(58) **Field of Classification Search** D11/1,
D11/85, 56, 103, 44, 43, 80, 81, 92, 86, 87,
D11/91, 79, 95; 63/26-28, 29.1, 29.2, 3,
63/4

See application file for complete search history.

(56) **References Cited**

U.S. PATENT DOCUMENTS

D151,288 S *	10/1948	Schwarz	D11/82
D186,990 S *	1/1960	Berland	D11/33
D323,792 S *	2/1992	Scotti	D11/84
D397,953 S *	9/1998	Tong	D11/6
D439,194 S *	3/2001	Kharloubian	D11/81
D487,607 S *	3/2004	Loring	D1/121
D534,452 S *	1/2007	Reardon	D11/1
D542,171 S *	5/2007	Olson	D11/56
D614,070 S *	4/2010	Cabarbaye	D11/34
D614,073 S *	4/2010	Cabarbaye	D11/43

D624,719 S * 9/2010 Last D32/46

* cited by examiner

Primary Examiner — Cathron Brooks

Assistant Examiner — Melanie Pellegrini

(74) *Attorney, Agent, or Firm* — Amster, Rothstein & Ebenstein LLP; Philip H. Gottfried, Esq.

(57) **CLAIM**

The ornamental design for a jewelry article, as shown and described.

DESCRIPTION

FIG. 1 is a front perspective view of our new design, with a single one of the lobes of the lower segment visible, shown more completely in FIGS. 2 and 3;

FIG. 2 is a top plan view of the configuration of FIG. 1;

FIG. 3 is a top plan view thereof, with the upper element partially rotated to reveal parts of two lobes of the lower element;


FIG. 4 is rear elevational view of the configuration of FIG. 1;

FIG. 5 is right side elevational view of the configuration of the invention as shown in FIG. 2; and,

FIG. 6 is right side elevational view of the configuration of the invention as shown in FIG. 3.

The broken lines shown on the surface of the heart-shaped features and on the rear surface in FIGS. 4, 5 and 6 represent portions of the jewelry article that form no part of the claimed design.

1 Claim, 3 Drawing Sheets



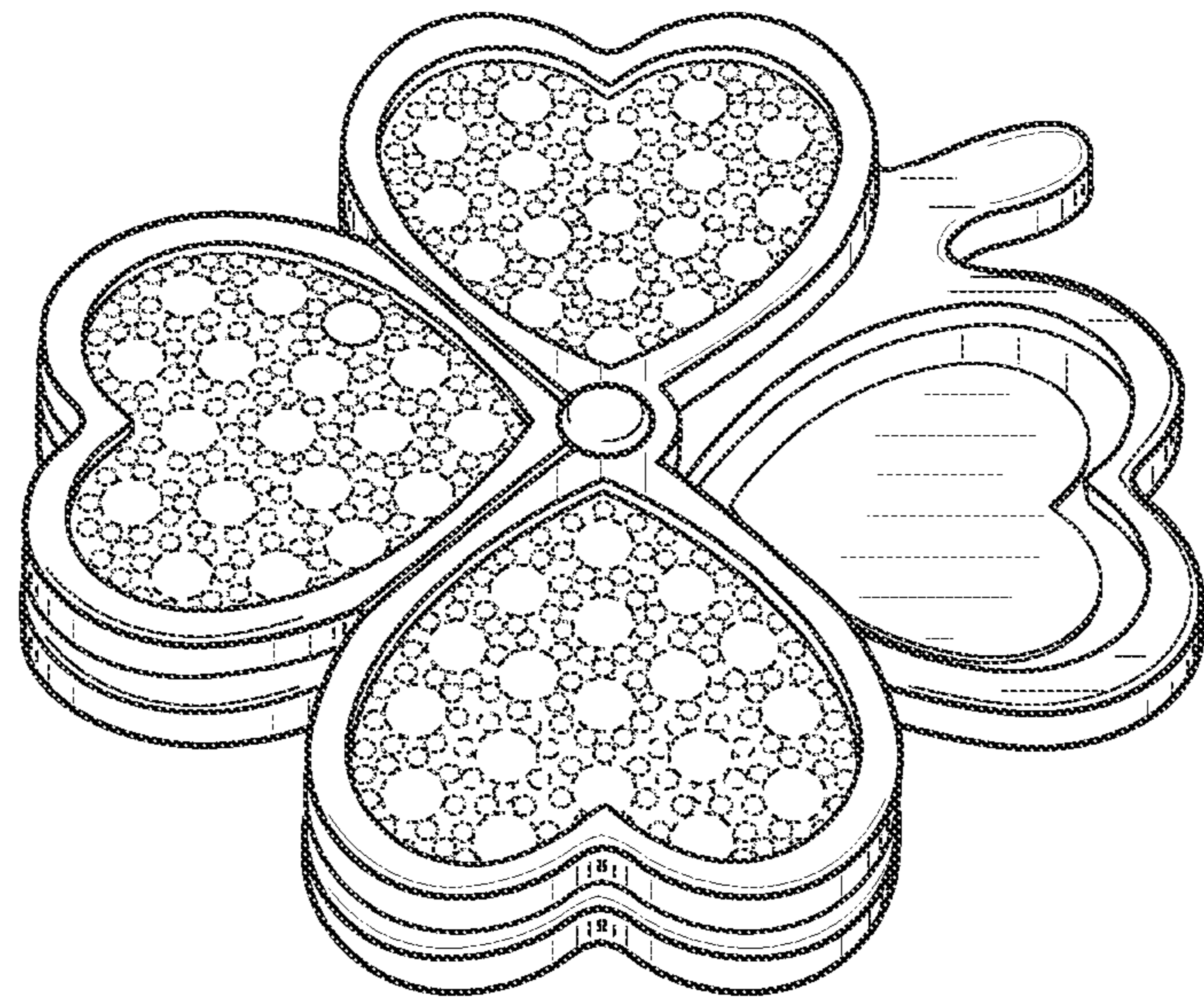


FIG. 1

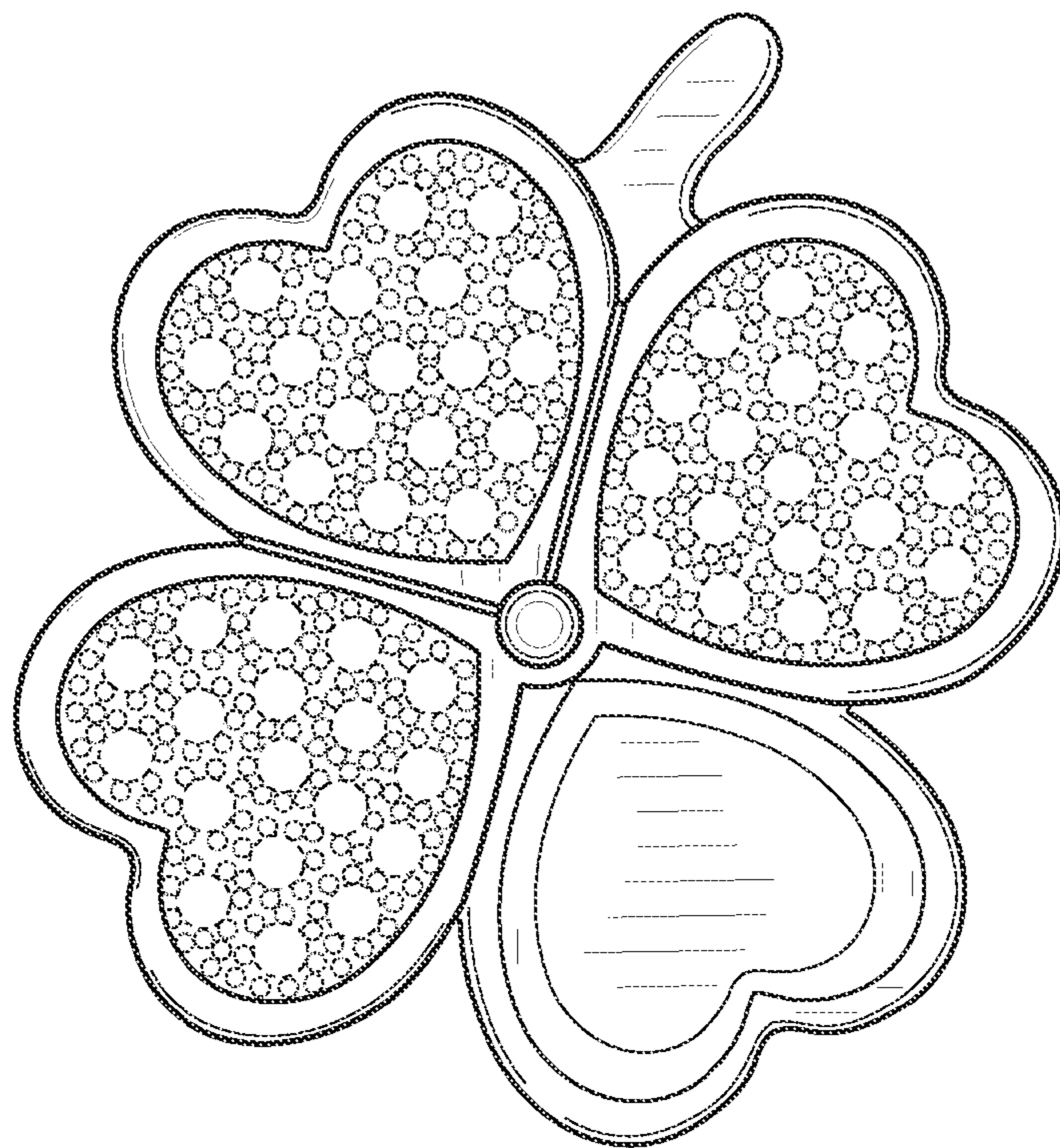


FIG. 2




FIG. 3




FIG. 4

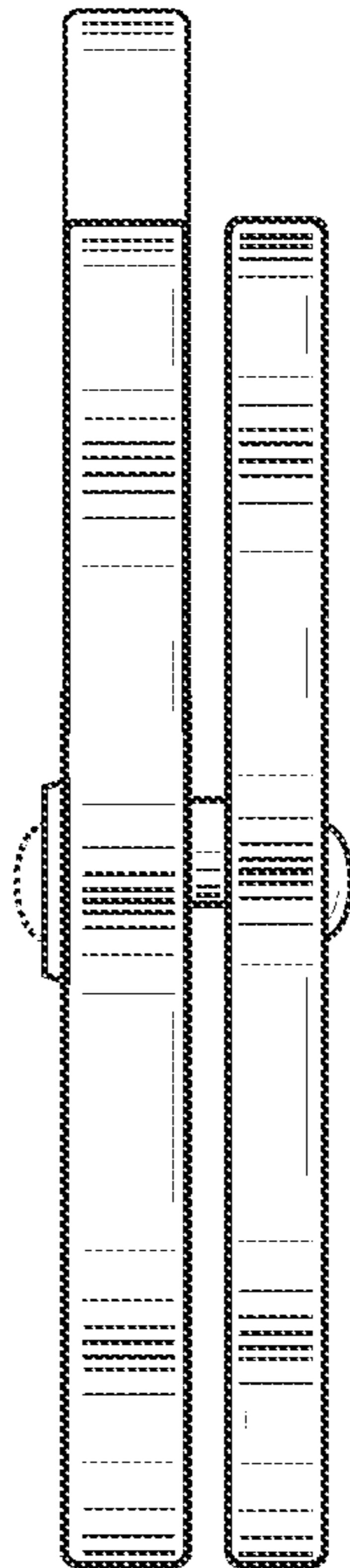


FIG. 5

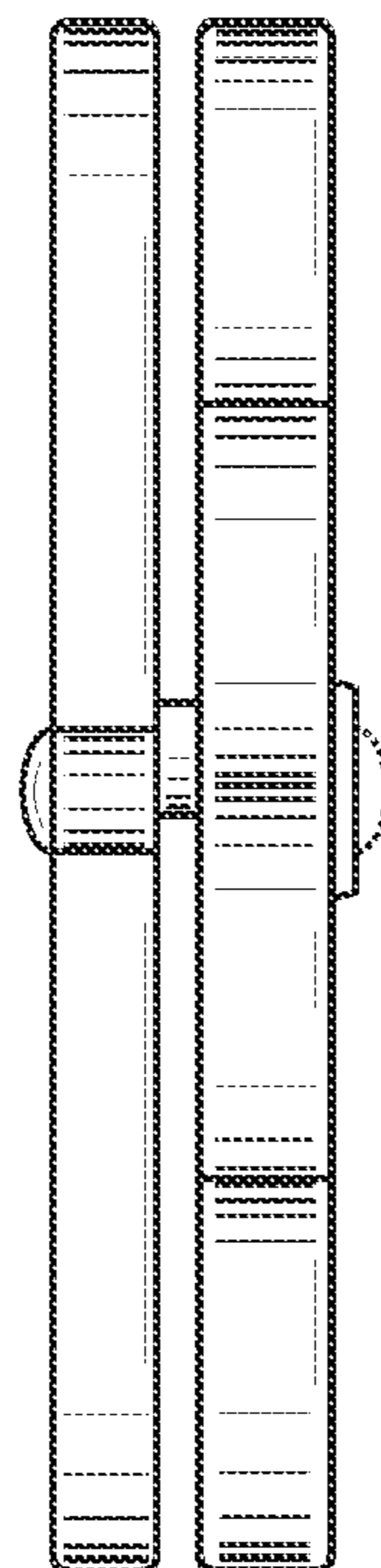


FIG. 6