



US00D658076S

(12) **United States Design Patent**
McCoy et al.

(10) **Patent No.:** **US D658,076 S**
(45) **Date of Patent:** **** Apr. 24, 2012**

(54) **APPLICATOR**

(75) Inventors: **Kimberly Jean McCoy**, Milford, CT (US); **Kenneth Boeckle**, West Hamstead, NY (US); **Charles P. Neuner**, Amityville, NY (US)

(73) Assignee: **ELC Management LLC**, New York, NY (US)

(**) Term: **14 Years**

(21) Appl. No.: **29/381,789**

(22) Filed: **Dec. 22, 2010**

(51) **LOC (9) Cl.** **09-01**

(52) **U.S. Cl.** **D9/723**

(58) **Field of Classification Search** D9/434,
D9/435, 444, 454, 549, 562, 575, 682, 686,
D9/688-691, 695, 697, 723-729; D28/4,
D28/7, 73, 76, 85, 88; 215/381-385; 220/660,
220/662, 669

See application file for complete search history.

(56) **References Cited**

U.S. PATENT DOCUMENTS

D307,191 S 4/1990 Blumenthal
(Continued)

FOREIGN PATENT DOCUMENTS

AU 301946 6/2005
(Continued)

OTHER PUBLICATIONS

Prior Art Summary List of Citation Particulars from Kim & Chang; Chinese Agent; e.g., publication dates and ownership/applicant. Apr. 27, 2011. (2 pages).

(Continued)

Primary Examiner — Stella Reid

Assistant Examiner — Keli L Hill

(74) *Attorney, Agent, or Firm* — Cynthia R. Miller

(57) **CLAIM**

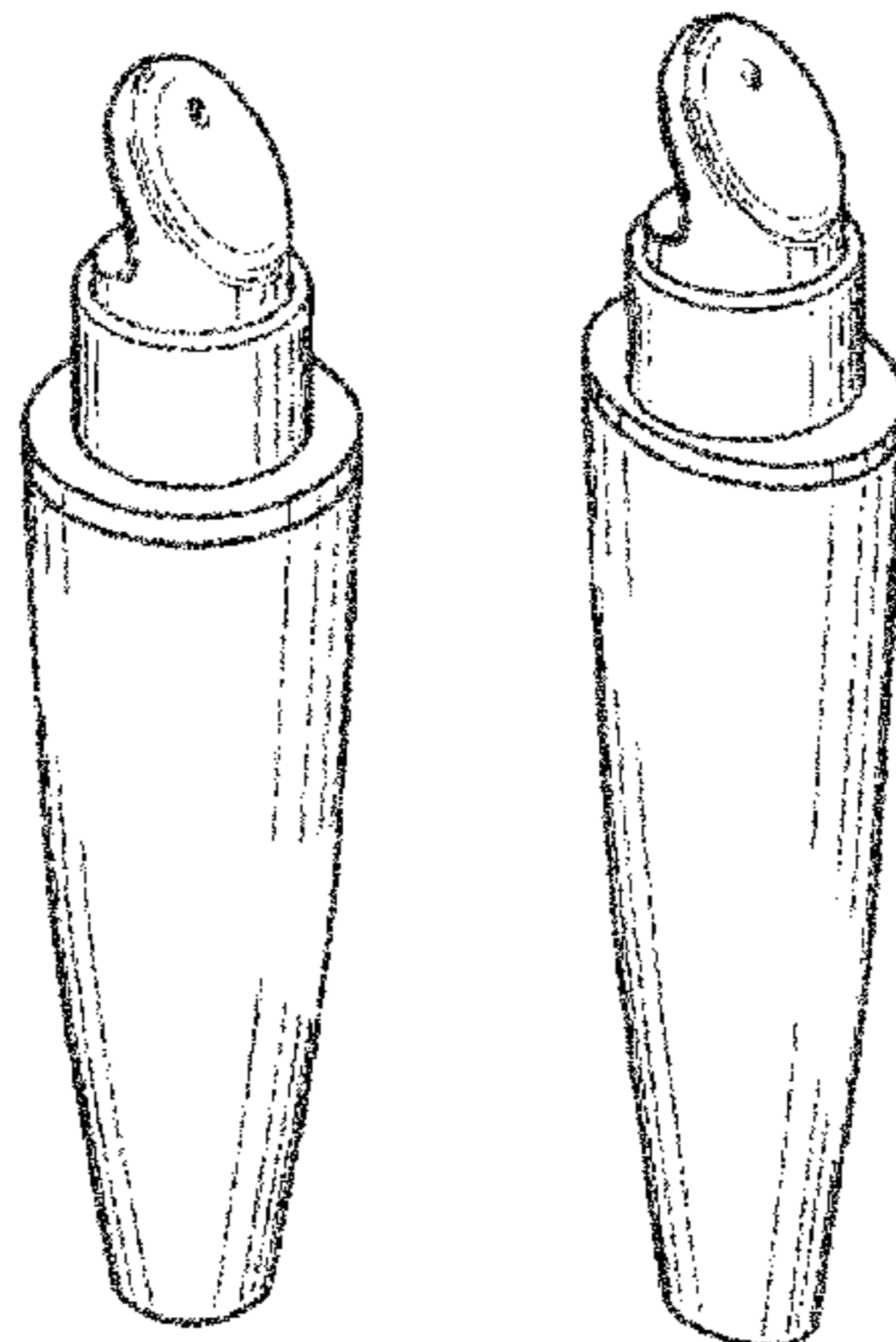
We claim the ornamental design for an applicator, substantially as shown and described.

DESCRIPTION

FIG. 1 is a top, front and left side perspective view of a first embodiment of my new design for an applicator;
FIG. 2 is a top, rear and right side perspective view of the applicator shown in FIG. 1;
FIG. 3 is a front elevation view of the applicator shown in FIG. 1;
FIG. 4 is a rear elevation view of the applicator shown in FIG. 1;
FIG. 5 is a right side elevation view of the applicator shown in FIG. 1;
FIG. 6 is a left side elevation view of the applicator shown in FIG. 1;
FIG. 7 is a top plan view of the applicator shown in FIG. 1;
FIG. 8 is a bottom plan view of the applicator shown in FIG. 1;
FIG. 9 is a top, front and left side perspective view of a second embodiment of my new design for an applicator;
FIG. 10 is a top, rear and right side perspective view of the applicator shown in FIG. 9;
FIG. 11 is a front elevation view of the applicator shown in FIG. 9;
FIG. 12 is a rear elevation view of the applicator shown in FIG. 9;
FIG. 13 is a right side elevation view of the applicator shown in FIG. 9;
FIG. 14 is a left side elevation view of the applicator shown in FIG. 9;
FIG. 15 is a top plan view of the applicator shown in FIG. 9;
and,
FIG. 16 is a bottom plan view of the applicator shown in FIG. 9.

The broken lines shown in FIGS. 8 and 16 are included for the purpose of illustrating the unclaimed portions of the article and form no part of the claim.

1 Claim, 6 Drawing Sheets



US D658,076 S

Page 2

U.S. PATENT DOCUMENTS

D368,431 S *	4/1996	Desgrippes et al.	D9/558
D370,087 S	5/1996	Baltierra	
D395,606 S *	6/1998	Taconelli	D9/574
D423,355 S	4/2000	Loeb et al.	
D437,212 S	2/2001	Adachi et al.	
D469,684 S *	2/2003	Lerolle	D9/682
D513,995 S *	1/2006	Miwa	D9/682
D521,386 S	5/2006	Priestman	
D527,642 S	9/2006	Priestman	
D539,161 S *	3/2007	Cornet et al.	D9/558
D542,148 S *	5/2007	Boucher	D9/682
D542,149 S	5/2007	Boucher	
D543,469 S	5/2007	Py et al.	
D554,519 S *	11/2007	Varlet	D9/558
D561,046 S	2/2008	Kerman	
D570,707 S *	6/2008	Blasko et al.	D9/689
D570,708 S	6/2008	Kerman	
D574,236 S	8/2008	Oates	
D583,678 S	12/2008	Yamamoto	
D584,162 S	1/2009	Gieux	
D585,298 S	1/2009	Yakoby	
D585,761 S	2/2009	Oates	
D608,659 S	1/2010	Py et al.	
D610,021 S	2/2010	Kinoshita et al.	
D613,174 S *	4/2010	Pecora	D9/529
D620,808 S	8/2010	Gieux	
D625,200 S	10/2010	Py et al.	
D626,005 S *	10/2010	Duquet	D9/686
D632,186 S	2/2011	Fischer	
D641,468 S *	7/2011	Ruiz et al.	D24/133
D643,743 S *	8/2011	Yu	D9/689
D646,583 S *	10/2011	Mongeon et al.	D9/689

FOREIGN PATENT DOCUMENTS

AU	301952	6/2005
AU	302061	6/2005
AU	304466	12/2005
AU	306776	5/2006
AU	308684	8/2006
AU	308685	8/2006
AU	313094	2/2007
AU	313095	2/2007
AU	328356	11/2009
CN	3307315D	7/2003
CN	3463730D	7/2005
CN	3492854D	12/2005
CN	300715114D	12/2007
CN	300735431D	1/2008

CN	300778223D	5/2008
CN	301152286D	3/2010
DM	054159	2/2001
DM	060475	8/2002
EM	000239686-0003	10/2004
EM	698584-1	3/2007
EM	20466-1	4/2008
EM	350293-1	5/2010
EM	354386-2	6/2010
GB	2173776	10/1986
JP	1145314	7/2002
JP	1145314/1	7/2002
JP	1145314/2	7/2002
JP	1201281	4/2004
JP	1216292	9/2004
JP	1216368	9/2004
JP	1220351	10/2004
JP	1225822	12/2004
JP	1258678	12/2005
KR	30-0356475	7/2004
KR	30-0458596	8/2007
KR	30-0534057	7/2009
KR	30-0535699	8/2009
KR	30-0545935	11/2009
KR	30-0555509	3/2010
MX	17316	4/2005
MX	19950	3/2006
MX	20230	5/2006
RU	59262	6/2006
RU	59504	7/2006
RU	64926	12/2006
RU	67723	9/2008

OTHER PUBLICATIONS

E-mail from Becerril, Coca & Becerril, S.C; Mexican Agent; Re: Prior Art Summary List of Citation Particulars, e.g., publication dates and ownership/applicant. Mar. 16, 2011. (1 page).

E-mail from Gorodissky & Partners Ltd.; Russian Agent; Re: Prior Art Summary List of Citation Particulars, e.g., publication dates and ownership/applicant. Mar. 18, 2011. (1 page).

E-mail and Prior Art Summary List of Citation Particulars, e.g., publication dates and ownership/applicant from China Patent Agent (H.K.) Ltd. Mar. 17, 2011. (2 pages).

Letter and Prior Art Summary List of Citation Particulars, e.g., publication dates and ownership/applicant from Hiraki & Associates; Japanese Agent; Nov. 4, 2010. (3 pages).

* cited by examiner

FIG. 3




FIG. 2




FIG. 1




FIG. 6




FIG. 5



FIG. 4




FIG. 8

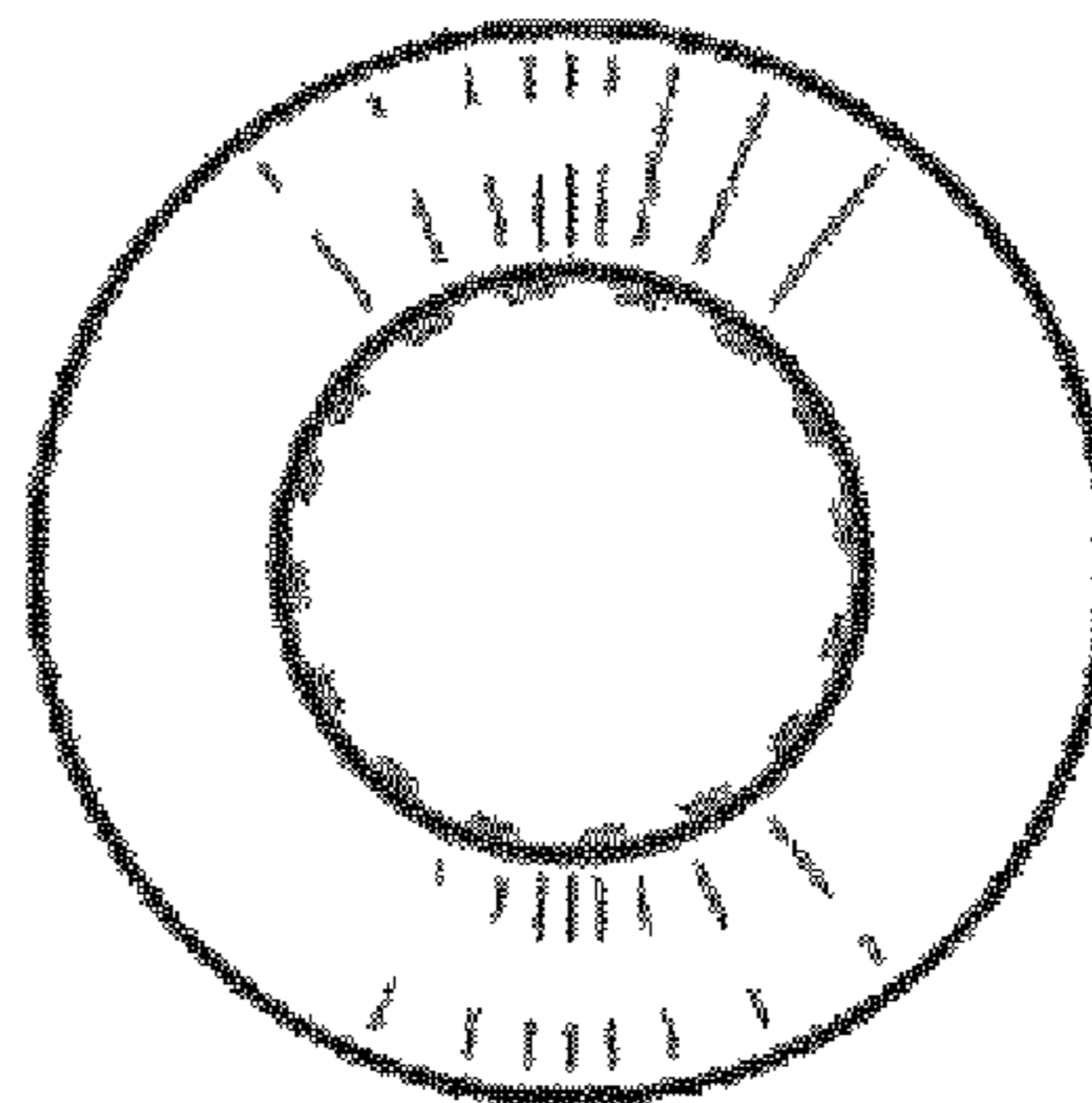


FIG. 7

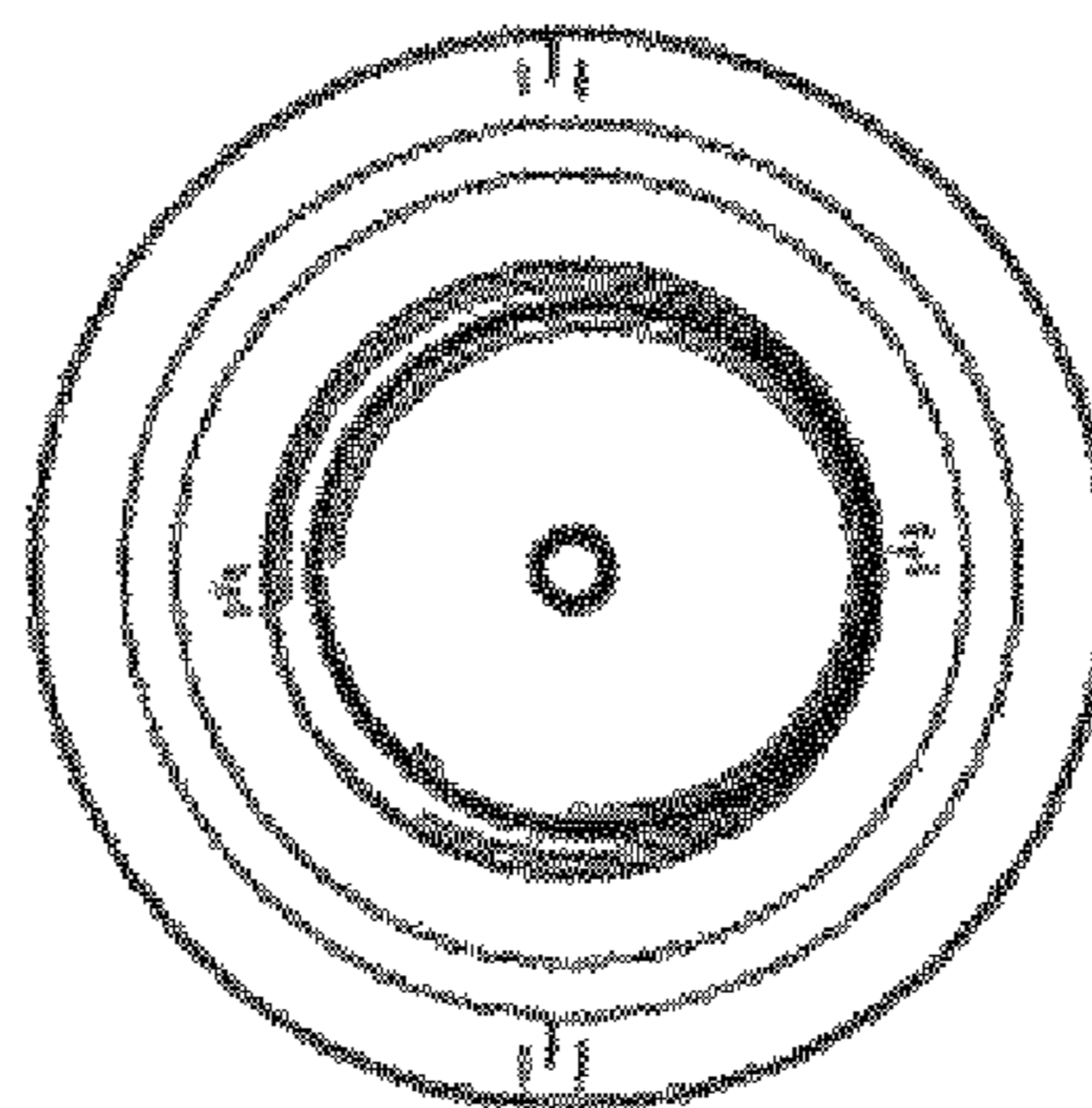


FIG. 11



FIG. 10



FIG. 9



FIG. 14




FIG. 13




FIG. 12



FIG. 16

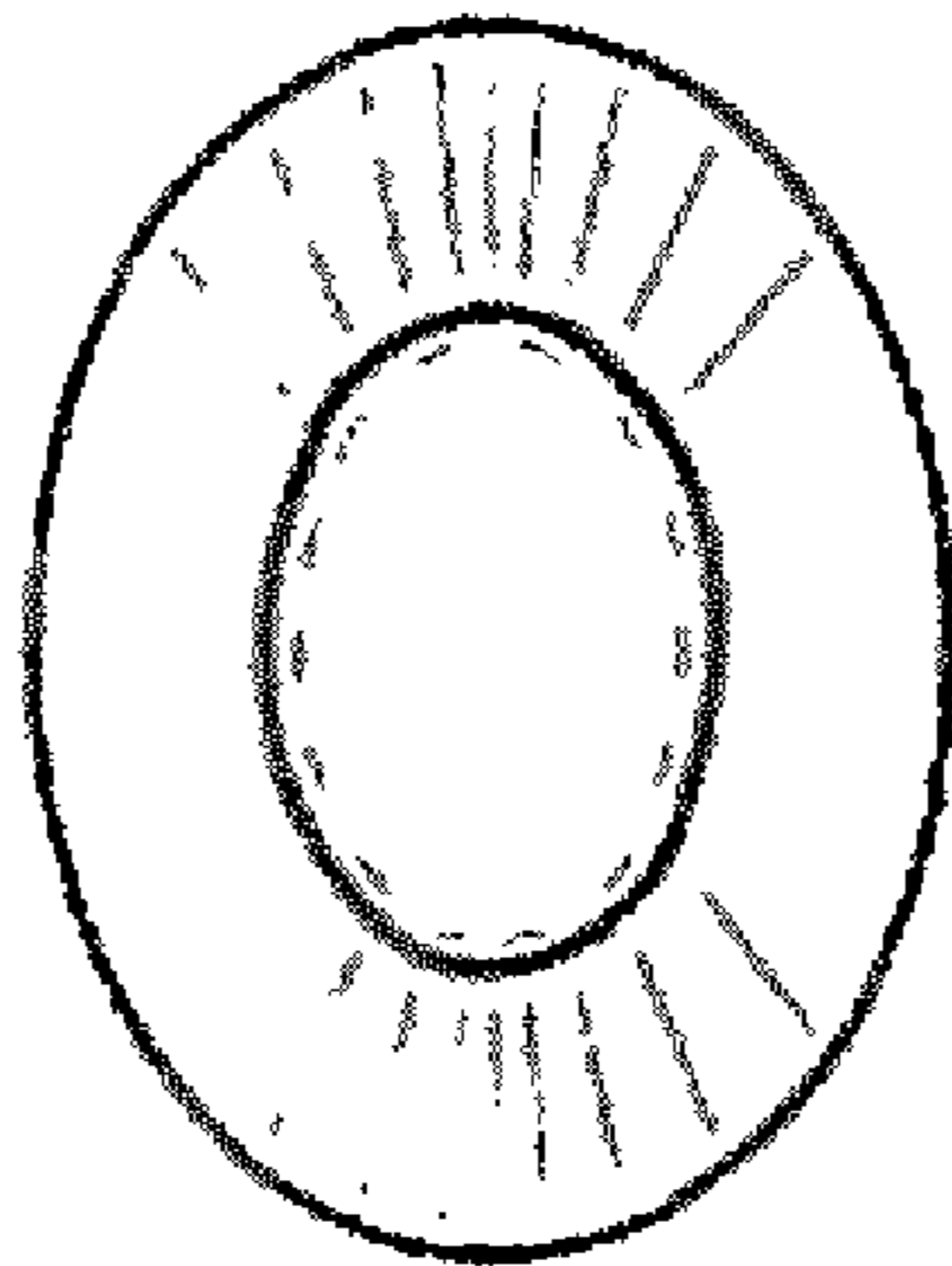


FIG. 15

