



US00D658072S

(12) **United States Design Patent**  
**Davis et al.**

(10) **Patent No.:** **US D658,072 S**  
(45) **Date of Patent:** **\*\* Apr. 24, 2012**

(54) **DISPENSER HOUSING**

(75) Inventors: **Brian T. Davis**, Burlington, WI (US);  
**Donald J. Schumacher**, Racine, WI  
(US); **Gregory E. Healey**, Nyack, NY  
(US); **Bradley H. Price**, Brooklyn, NY  
(US); **Eric Ping Pang Chan**, New York,  
NY (US); **Shigeru G. Natsume**,  
Brooklyn, NY (US)

(73) Assignee: **S.C. Johnson & Son, Inc.**, Racine, WI  
(US)

(\*\*) Term: **14 Years**

(21) Appl. No.: **29/404,126**

(22) Filed: **Oct. 17, 2011**

**Related U.S. Application Data**

(62) Division of application No. 29/398,751, filed on Aug. 4, 2011, now Pat. No. Des. 650,290, which is a division of application No. 29/364,651, filed on Jun. 25, 2010, now Pat. No. Des. 644,926.

(51) **LOC (9) Cl.** ..... **09-01**

(52) **U.S. Cl.** ..... **D9/689**

(58) **Field of Classification Search** ..... D9/682-694,  
D9/516-575, 435-454; D23/361, 366, 368;  
222/129, 135, 153.01, 153.03, 153.04, 153.09,  
222/153.11-153.14, 182, 631, 635, 209,  
222/211-213, 215, 321.7-321.9, 372, 373,  
222/378, 379, 383.1, 384-386, 398, 400.7,  
222/400.8, 401, 402.1-402.25; 215/379-384;  
220/669-675, 915

See application file for complete search history.

(56) **References Cited**

**U.S. PATENT DOCUMENTS**

D183,491 S 9/1958 Lerner  
D225,731 S \* 1/1973 Louise ..... D9/448  
D236,880 S 9/1975 Sway

D240,829 S \* 8/1976 Jones ..... D9/689  
D260,605 S 9/1981 Saunders  
D261,105 S 10/1981 Schwartz  
D273,766 S 5/1984 Lampe  
D310,480 S 9/1990 Geiger  
D315,101 S \* 3/1991 Goldstein et al. .... D9/435  
D315,292 S 3/1991 Seager  
D413,514 S 9/1999 Pericard et al.  
D437,548 S 2/2001 Desgrippes  
D473,460 S 4/2003 Whitworth  
D506,134 S 6/2005 Foster et al.  
D506,930 S 7/2005 Cauwood et al.  
D536,969 S 2/2007 Geier  
D555,000 S 11/2007 Bunce et al.  
D569,182 S 5/2008 Homma  
D575,153 S 8/2008 Caroen et al.  
D580,274 S 11/2008 Abel  
D596,939 S 7/2009 Moretti  
7,611,032 B2 11/2009 Brunerie et al.

(Continued)

**FOREIGN PATENT DOCUMENTS**

DE 49904518-0001 11/1999

(Continued)

*Primary Examiner* — Catherine Tuttle

(57) **CLAIM**

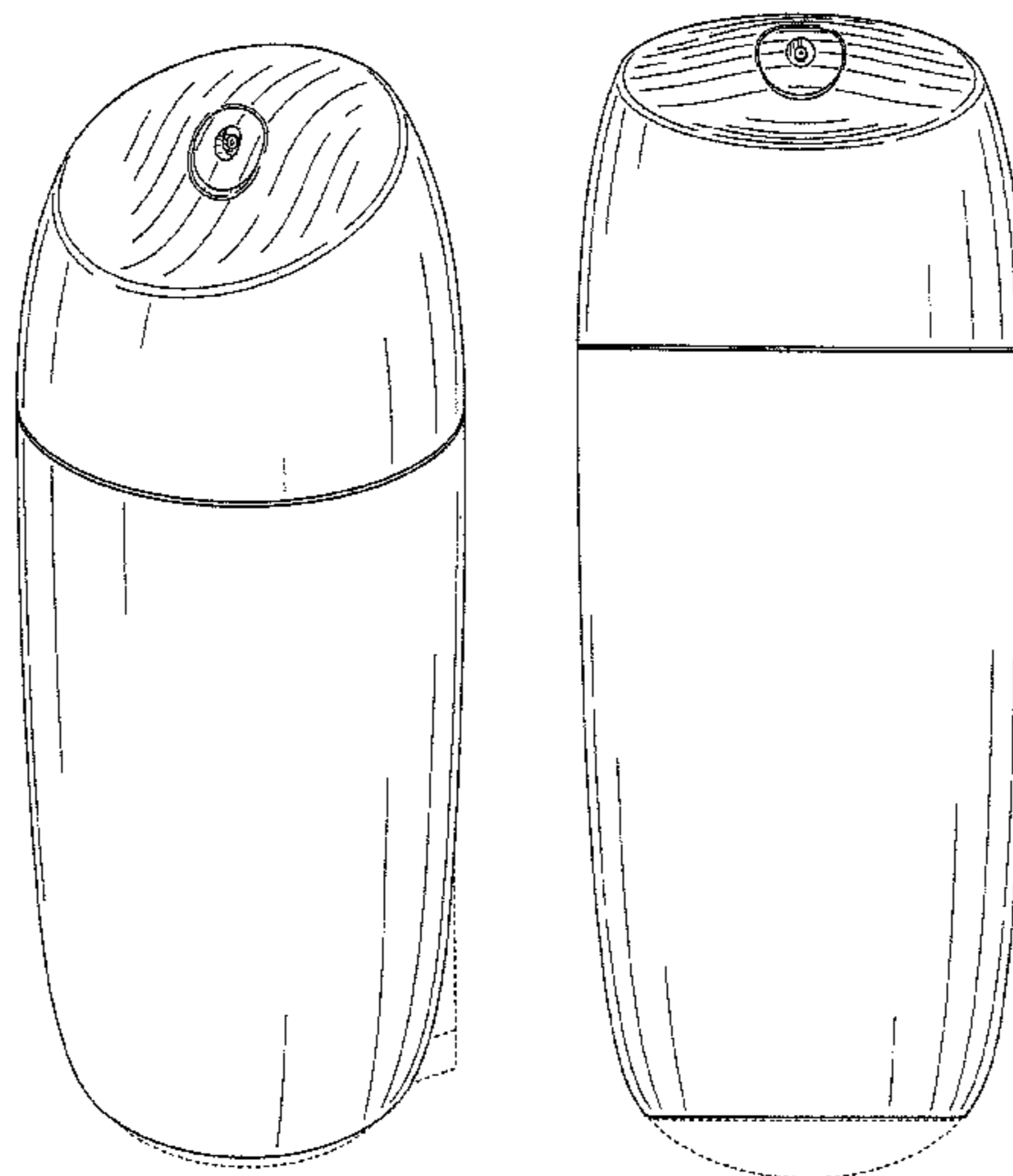
The ornamental design for a dispenser housing, as shown and described.

**DESCRIPTION**

FIG. 1 is an isometric view showing our new design for a dispenser housing from the top, front and left side; FIG. 2 is a rear elevational view thereof; FIG. 3 is a front elevational view thereof; FIG. 4 is a right side elevational view thereof; FIG. 5 is a left side elevational view thereof; FIG. 6 is a top plan view thereof; and, FIG. 7 is a bottom plan view thereof.

The broken lines are included for the purpose of illustrating portions of the dispenser housing that form no part of the claimed design.

**1 Claim, 6 Drawing Sheets**



# US D658,072 S

Page 2

## U.S. PATENT DOCUMENTS

7,699,190 B2 4/2010 Hygema  
7,789,278 B2 9/2010 Ruiz de Gopegui et al.  
2004/0011885 A1 1/2004 McLisky

## FOREIGN PATENT DOCUMENTS

DE 49907982-0001 12/1999  
DE 40210640-0001 8/2003  
DE 40210640-0002 8/2003  
DE 40210640-0003 8/2003  
DE 40210640-0004 8/2003  
DE 40210640-0005 8/2003  
DE 40407237-0001 7/2005  
DE 40501804-0001 9/2005  
DE 40603540-0001 12/2006  
DE 40603540-0002 12/2006  
DE 40603540-0003 12/2006  
DE 40603540-0004 12/2006  
DE 40603540-0005 12/2006  
DE 40603540-0006 12/2006  
EM 000118393-0007 4/2004  
EM 000263421-0001 2/2005  
EM 000312301-0001 5/2005

EM 000312301-0002 5/2005  
EM 00084397-0001 1/2006  
EM 000560941-0001 9/2006  
EM 000536214-0002 10/2006  
EM 00079267-0005 2/2008  
EM 001144661-0001 7/2009  
EM 00068826-0001 9/2009  
EM 000716758-0001 11/2009  
EM 000716758-0002 11/2009  
GB 2086810 4/2000  
GB 2101090 7/2002  
GB 3002247 7/2002  
GB 300208 1/2003  
GB 3009543 4/2003  
GB 3009649 10/2003  
GB 3015324 12/2003  
GB 3024014 10/2006  
KR 300445301.0000 4/2007  
KR 300460594.0000 8/2007  
WO DM/047664 7/1999  
WO DM/051253 5/2000  
WO DM/066461 4/2005  
WO DM/070783 11/2008

\* cited by examiner

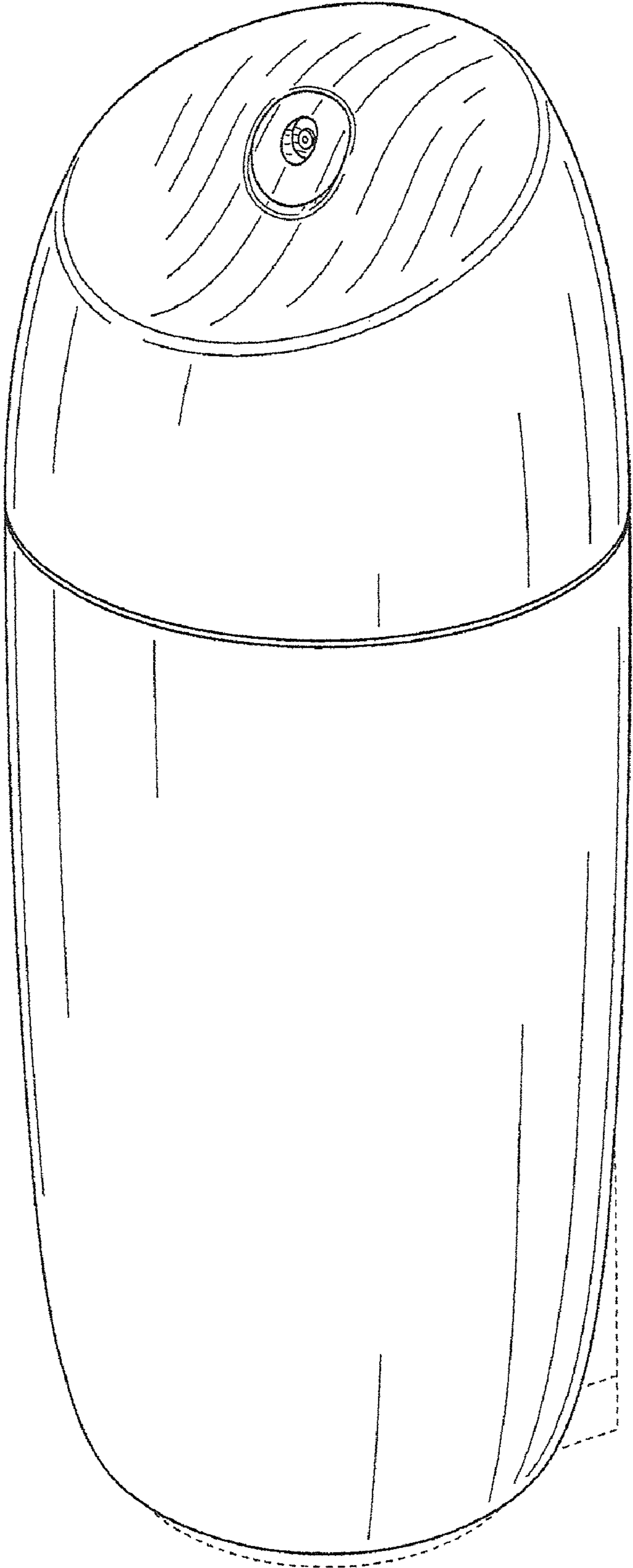


FIG. 1




FIG. 2




FIG. 3




FIG. 4

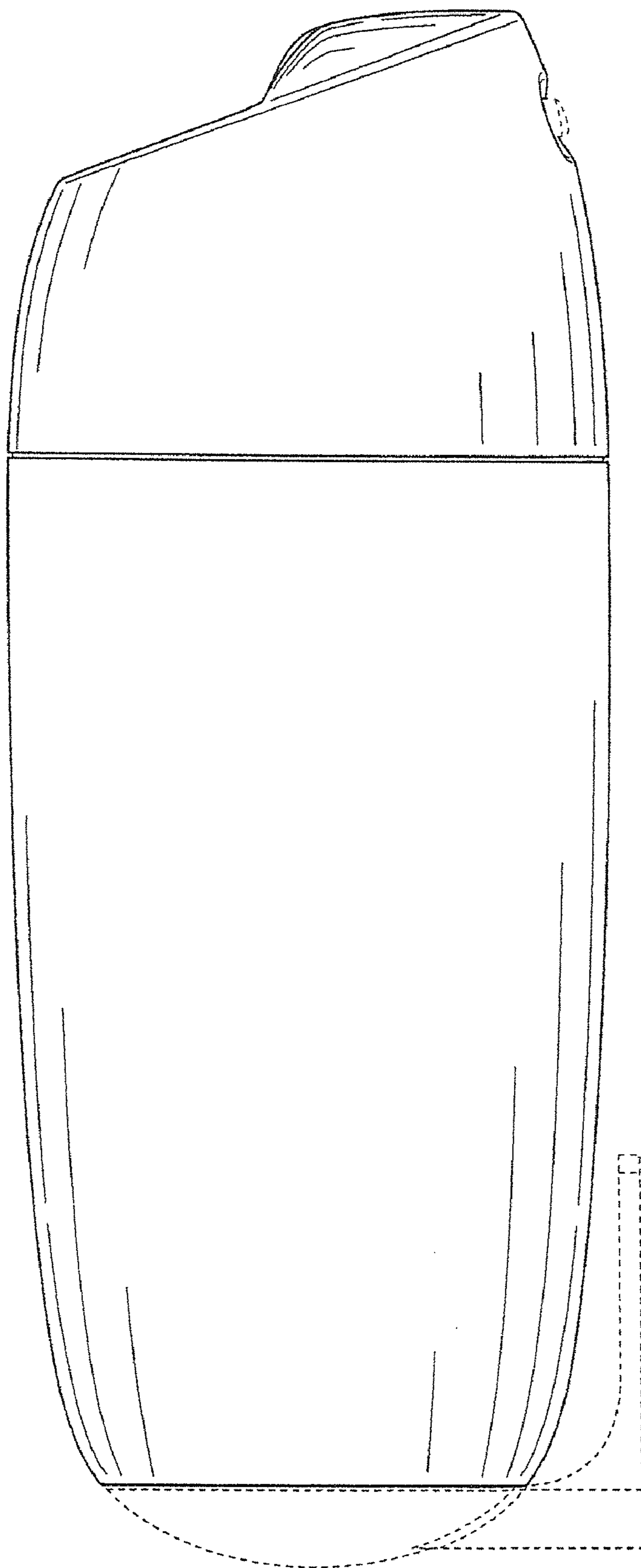


FIG. 5

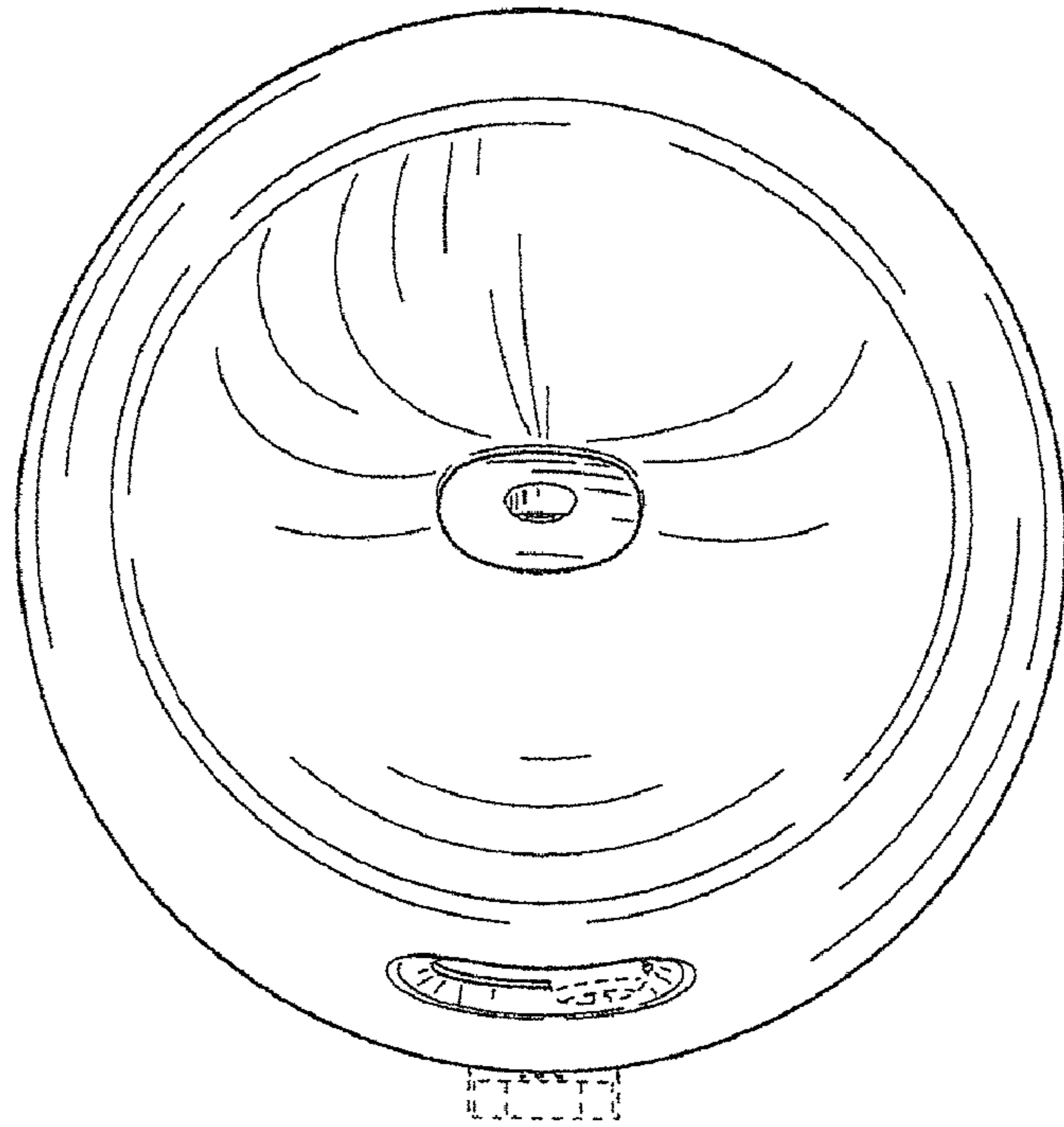


FIG. 6

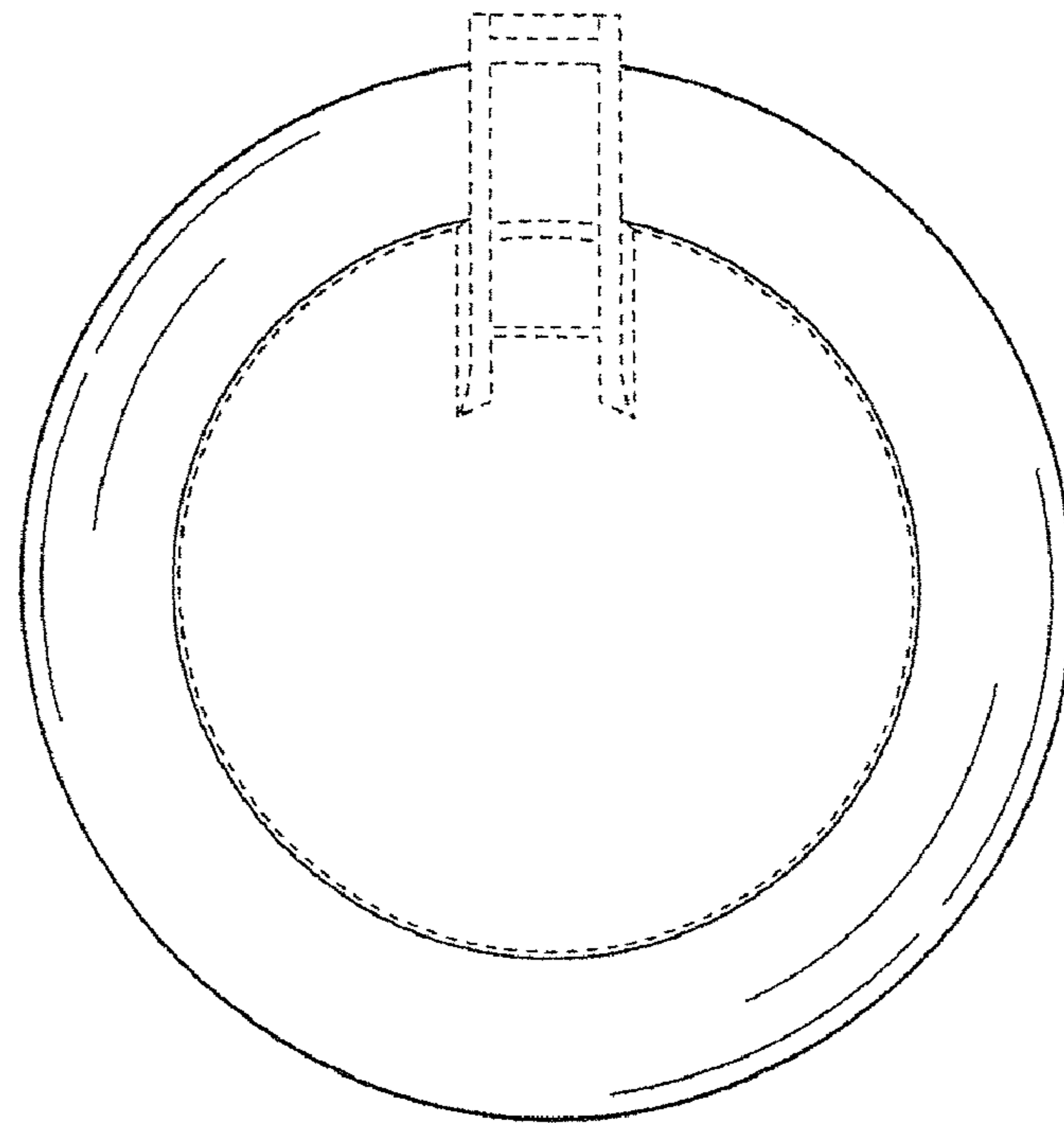


FIG. 7