



US00D658061S

(12) **United States Design Patent**  
**Furlan**

(10) **Patent No.:** **US D658,061 S**

(45) **Date of Patent:** **\*\* Apr. 24, 2012**

(54) **BEVERAGE CONTAINER**

(76) **Inventor:** **Sebastien Furlan, San Diego, CA (US)**

(\*\*) **Term:** **14 Years**

(21) **Appl. No.:** **29/367,054**

(22) **Filed:** **Aug. 2, 2010**

(51) **LOC (9) Cl.** ..... **09-01**

(52) **U.S. Cl.** ..... **D9/519; D9/541; D9/543; D9/551;**  
**D9/553; D9/454**

(58) **Field of Classification Search** ..... **D9/500,**  
**D9/503, 504, 516, 519, 682, 688, 690-692,**  
**D9/537-538, 540-541, 543, 548, 549, 551,**  
**D9/553, 564, 566, 575, 454; 215/382-384,**  
**215/396, 398; 220/660, 669, 675**

See application file for complete search history.

(56) **References Cited**

**U.S. PATENT DOCUMENTS**

D39,855 S *	3/1909	Dralle	.....	D9/519
D120,334 S *	5/1940	Barolo	.....	D9/519
D136,997 S *	1/1944	Clark	.....	D9/541
D219,262 S *	11/1970	Lamelet	.....	D9/500
4,055,755 A *	10/1977	Nakamura et al.	.....	708/111
D304,687 S *	11/1989	Miyakawa	.....	D9/569
D324,821 S *	3/1992	Solomon	.....	D9/540
D409,091 S *	5/1999	Beaver et al.	.....	D9/538
D427,514 S *	7/2000	Roth et al.	.....	D9/668
D453,004 S *	1/2002	Hirata	.....	D9/516
D455,351 S *	4/2002	Bailey	.....	D9/502

D473,151 S *	4/2003	Shaland et al.	.....	D10/103
D497,549 S *	10/2004	Maskell et al.	.....	D9/500
D500,447 S *	1/2005	Snyder	.....	D9/542
D513,591 S *	1/2006	Ducret	.....	D9/504
D580,763 S *	11/2008	Perez	.....	D9/500
D585,287 S *	1/2009	Rosinski et al.	.....	D9/551 X
D585,293 S *	1/2009	Honkawa	.....	D9/539
D614,523 S *	4/2010	Rabassa et al.	.....	D10/126
D617,643 S *	6/2010	John	.....	D9/516
D619,014 S *	7/2010	Jensen et al.	.....	D9/548
D623,529 S *	9/2010	Yourist et al.	.....	D9/553 X
D624,427 S *	9/2010	Yourist et al.	.....	D9/538

\* cited by examiner

*Primary Examiner* — Carol P Rademaker

(74) *Attorney, Agent, or Firm* — Buche & Associates, P.C.;  
John K. Buche

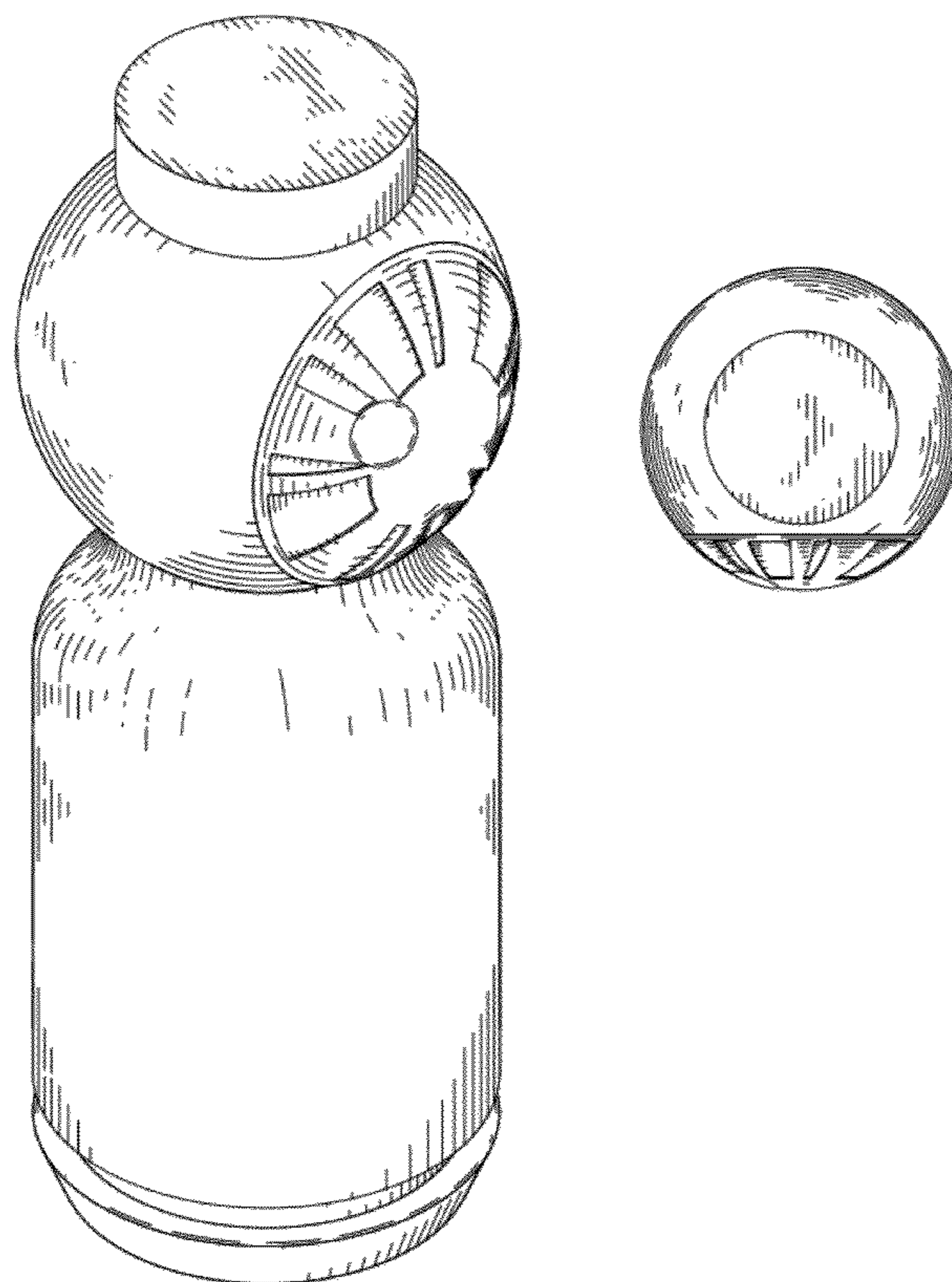
(57) **CLAIM**

The ornamental design for a beverage container, as shown and described.

**DESCRIPTION**

FIG. 1 is a perspective view of a beverage container.  
FIG. 2 is a front view of the beverage container of FIG. 1.  
FIG. 3 is a back view of the beverage container of FIG. 1.  
FIG. 4 is a right-side view of the beverage container of FIG. 1.  
FIG. 5 is a left-side view of the beverage container of FIG. 1.  
FIG. 6 is a top view of the beverage container of FIG. 1; and,  
FIG. 7 is a bottom view of the beverage container of FIG. 1.

**1 Claim, 3 Drawing Sheets**



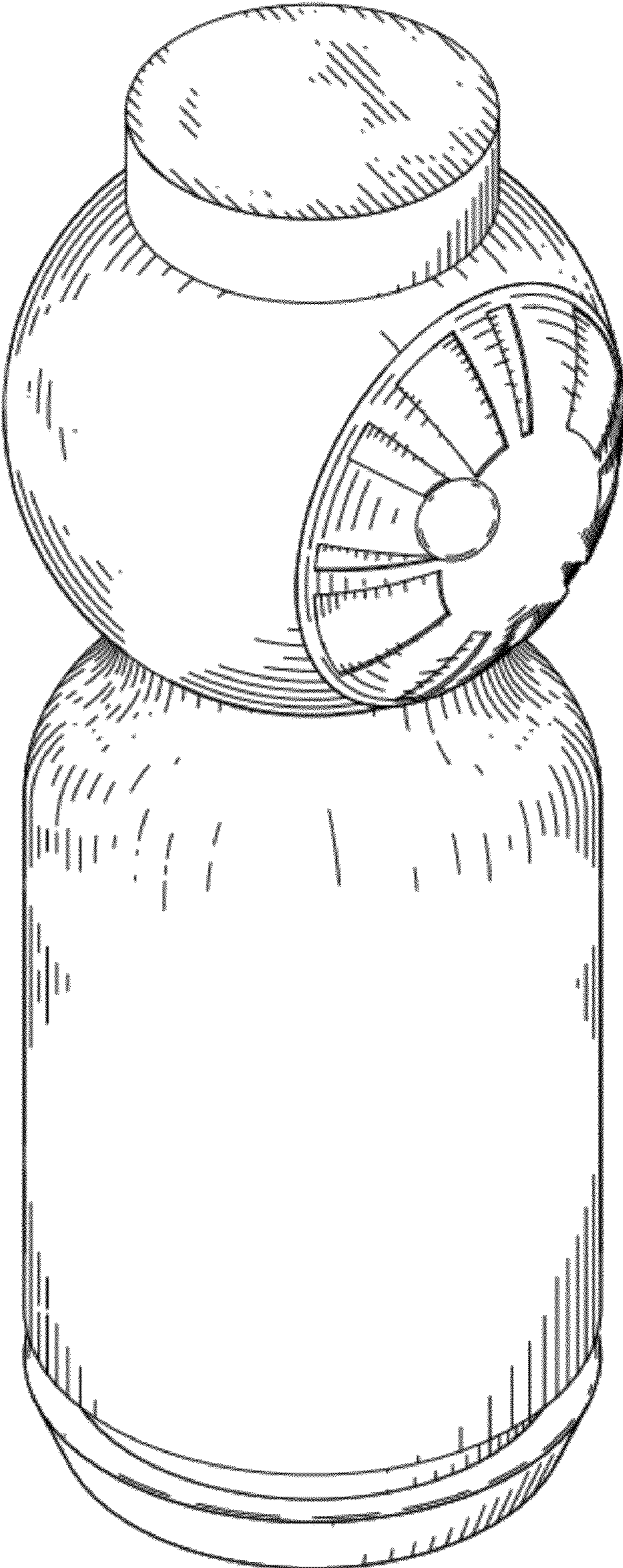
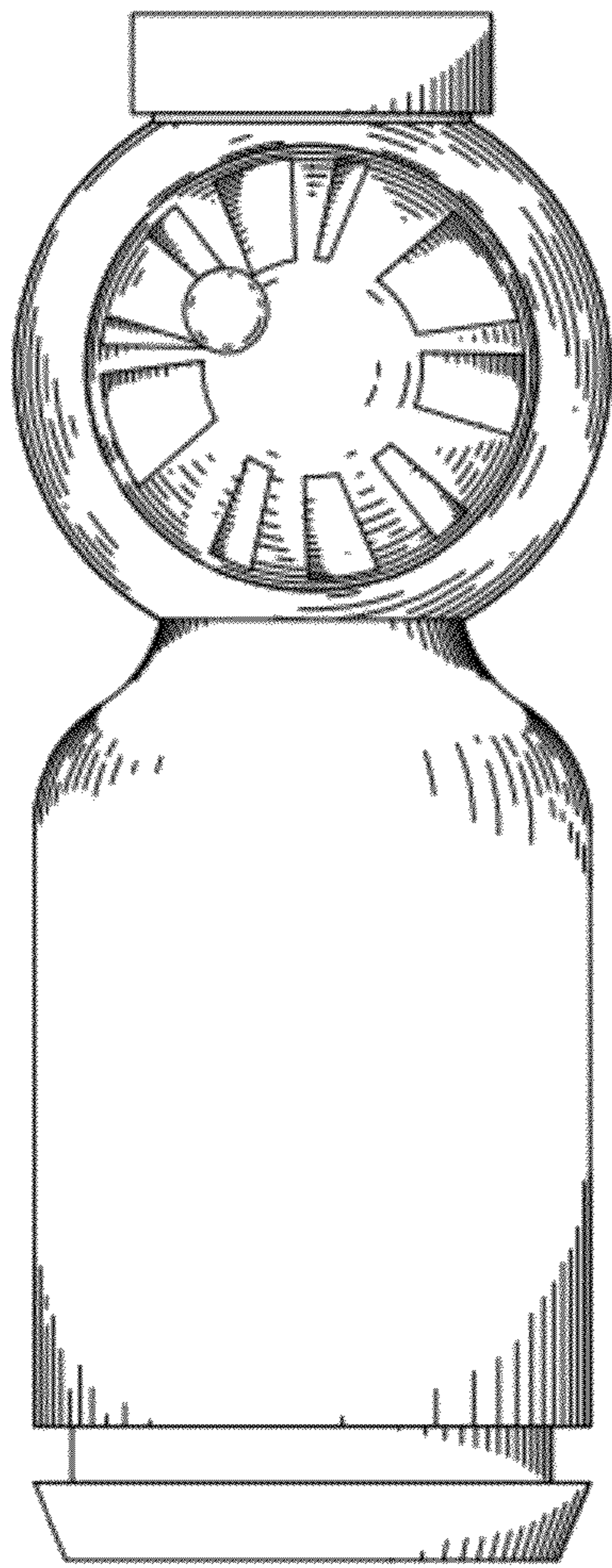
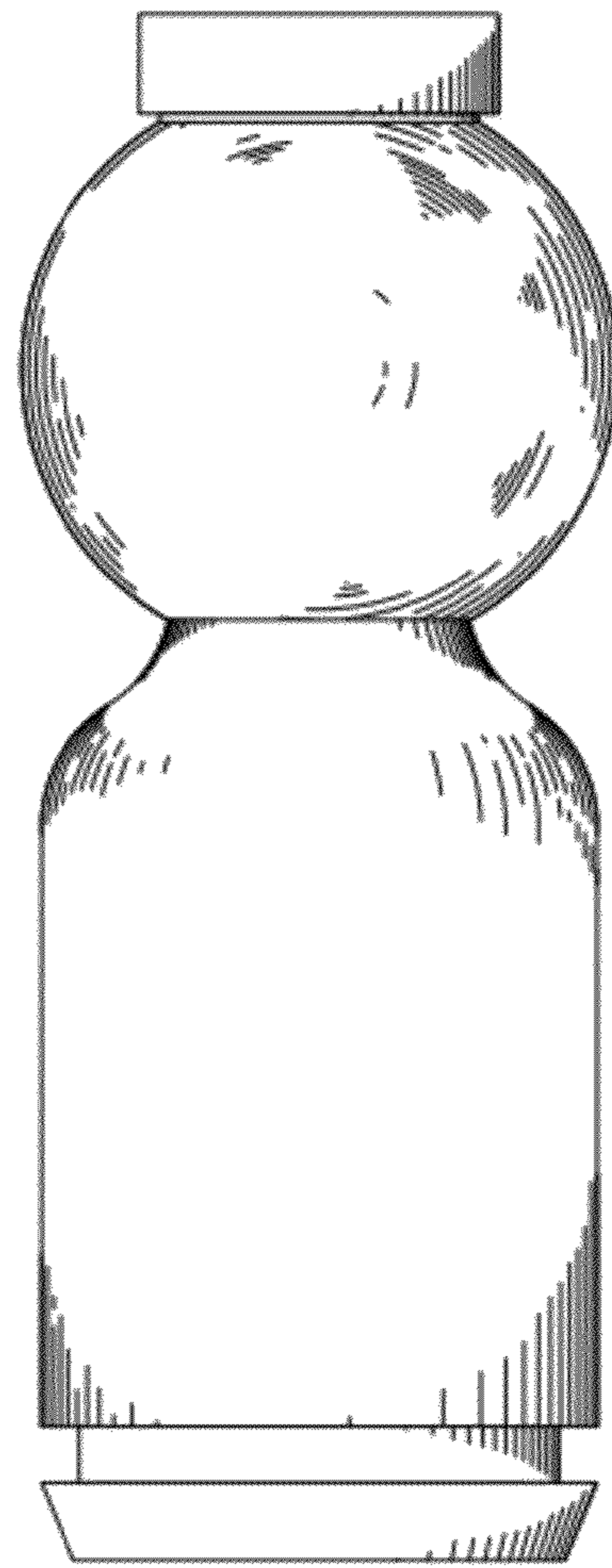


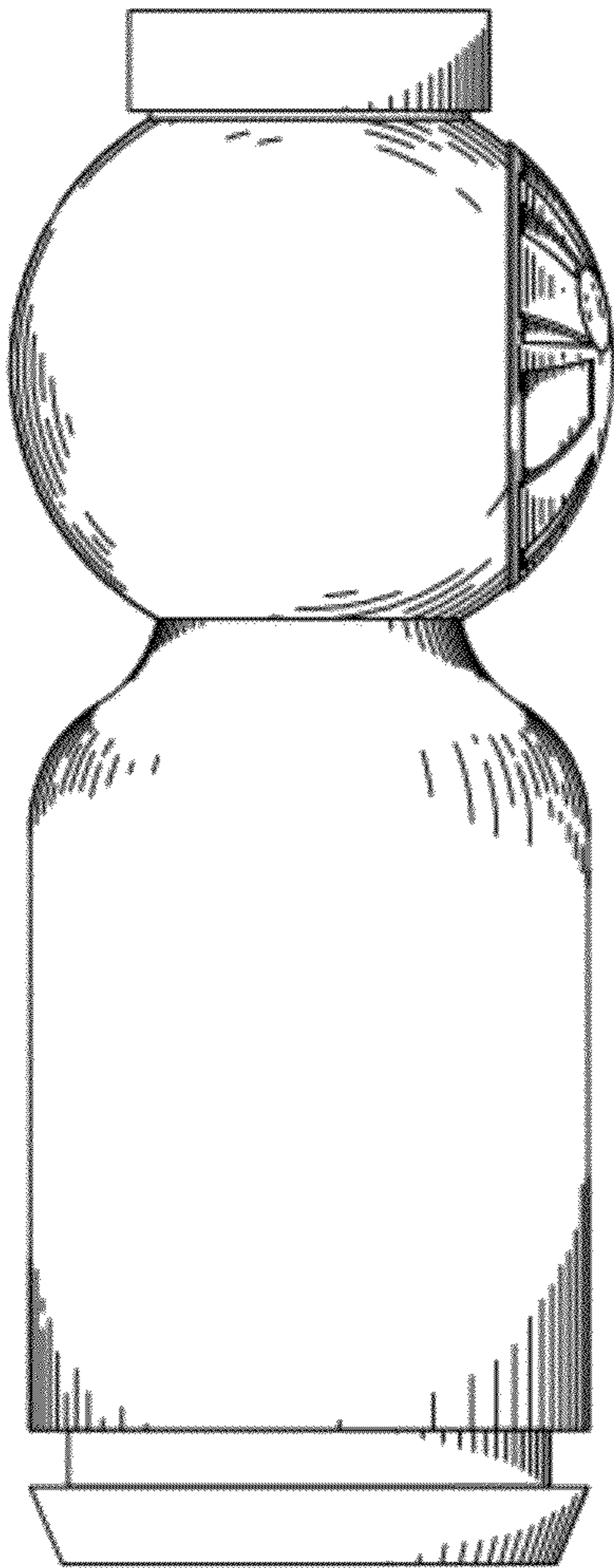
FIG. 1



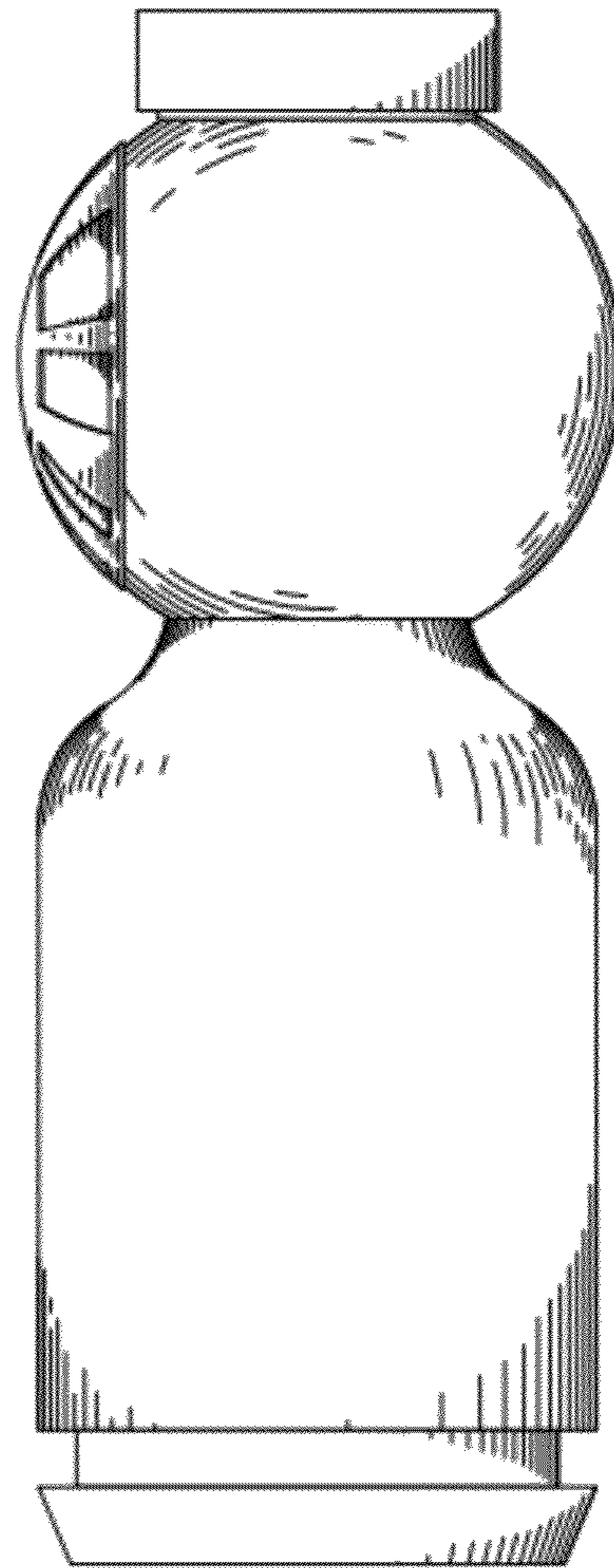
**FIG. 2**



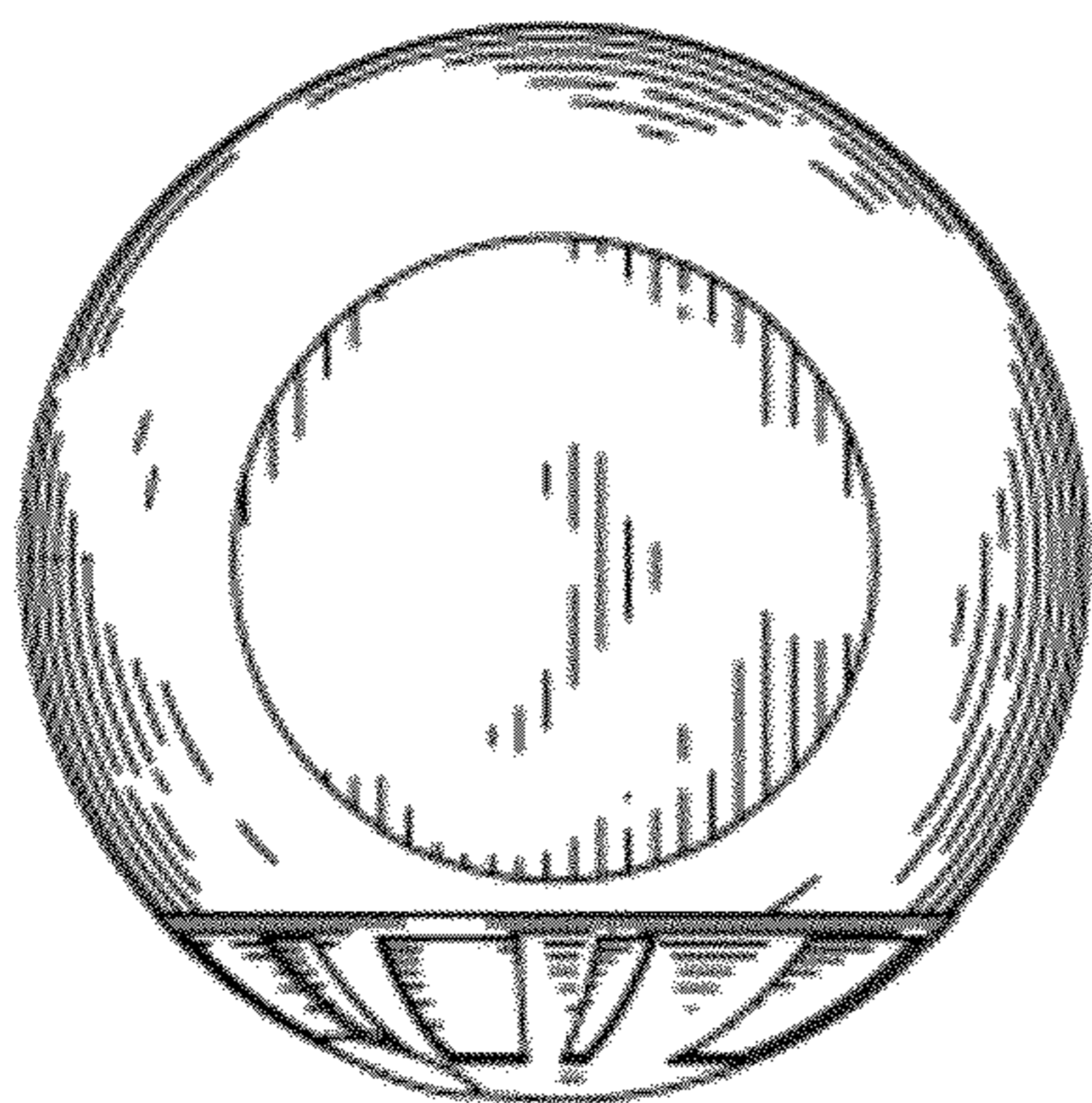
**FIG. 3**



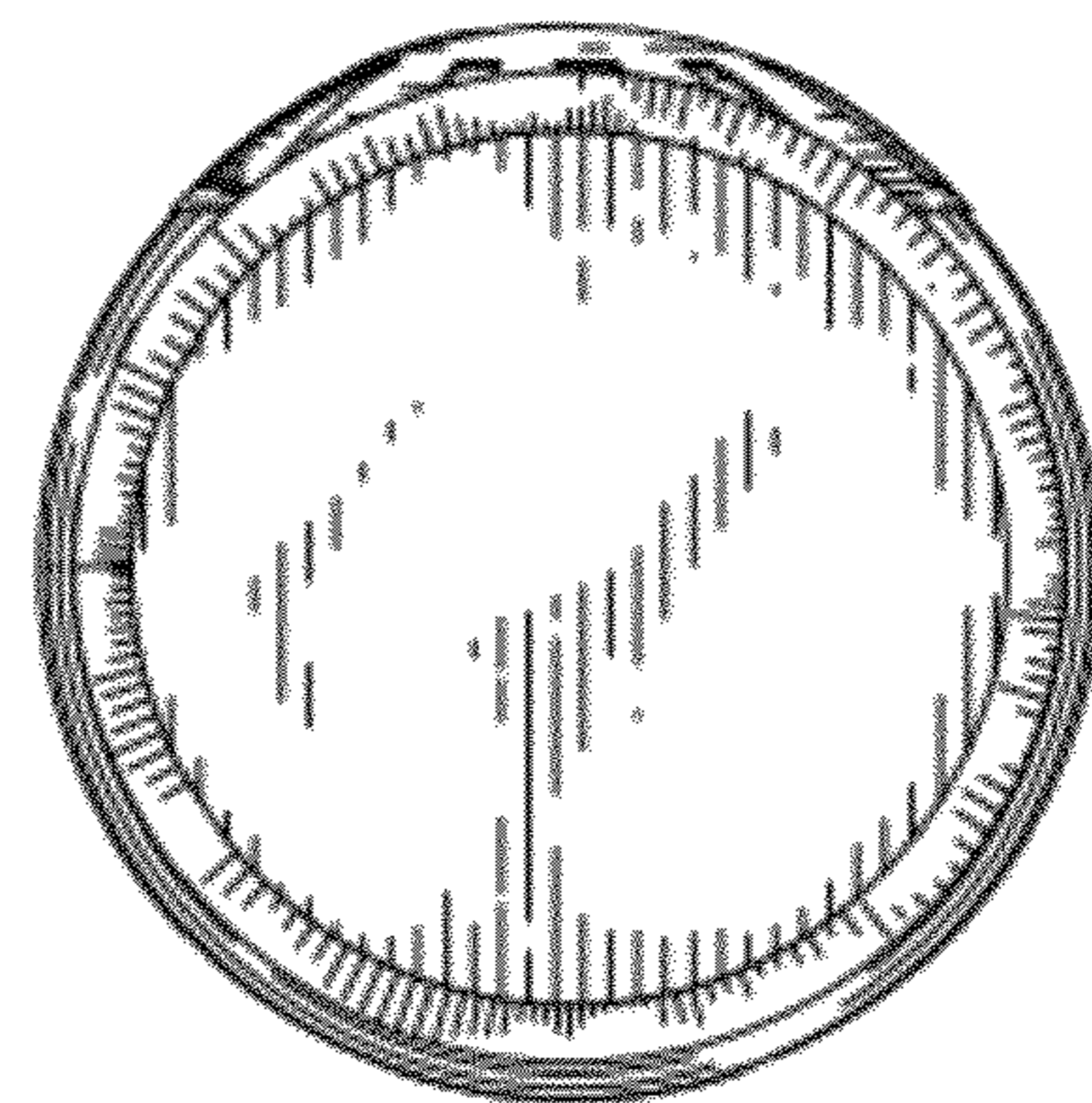
**FIG. 4**



**FIG. 5**



**FIG. 6**



**FIG. 7**