



US00D658052S

(12) **United States Design Patent**  
**Boucher-Gagne et al.**

(10) **Patent No.:** **US D658,052 S**  
(45) **Date of Patent:** **\*\* \*Apr. 24, 2012**

(54) **PUZZLE CLIP**

(75) Inventors: **Etienne Boucher-Gagne**, Montreal (CA); **Geneviève Côté**, St-Constant (CA)

(73) Assignee: **Mega Brands International, Luxembourg, Zug Branch** (CH)

(\*) Notice: This patent is subject to a terminal disclaimer.

(\*\*) Term: **14 Years**

(21) Appl. No.: **29/386,699**

(22) Filed: **Mar. 3, 2011**

(51) **LOC (9) Cl.** ..... **08-08**

(52) **U.S. Cl.** ..... **D8/394; D8/395**

(58) **Field of Classification Search** ..... D8/356, D8/371, 394-396; D19/65, 34; D24/128; 24/570, 128, 67.9, 66.13; 248/74.2, 215, 248/227.1, 49, 300, 301, 316.7, 51, 489; D11/214, 215, 78.1; 116/237  
See application file for complete search history.

(56) **References Cited**

**U.S. PATENT DOCUMENTS**

3,086,264	A *	4/1963	Tindall	.....	24/30.5 R
D202,294	S *	9/1965	Heifetz	.....	D8/396
D207,057	S *	2/1967	Palmer	.....	D8/395
D226,801	S *	5/1973	Rumble	.....	D8/394
4,241,477	A *	12/1980	Freedom et al.	.....	24/67 R
D258,638	S *	3/1981	Yim	.....	D8/394

D265,048	S *	6/1982	Guardia	.....	D8/328
5,495,644	A *	3/1996	Meshner et al.	.....	24/3.12
5,692,806	A *	12/1997	Jones	.....	297/483
D476,881	S *	7/2003	Niwa	.....	D8/395
D480,200	S *	9/2003	Sprague	.....	D99/29
D492,727	S *	7/2004	Nuttall et al.	.....	D19/65
D545,183	S *	6/2007	French et al.	.....	D8/394
D620,984	S *	8/2010	Rose et al.	.....	D20/27
7,877,916	B2 *	2/2011	Chamandy	.....	40/658
7,921,527	B2 *	4/2011	Moy	.....	24/462
2003/0056344	A1 *	3/2003	Brogdon, III	.....	24/564
2003/0101551	A1 *	6/2003	Levesque	.....	24/545

\* cited by examiner

*Primary Examiner* — John Windmuller

(74) *Attorney, Agent, or Firm* — Patton Boggs LLP

(57) **CLAIM**

The ornamental design for a puzzle clip, as shown and described.

**DESCRIPTION**

FIG. 1 is an isometric view of the puzzle clip.

FIG. 2 is a bottom view of the puzzle clip.

FIG. 3 is a top view of the puzzle clip.

FIG. 4 is a left side view of the puzzle clip.

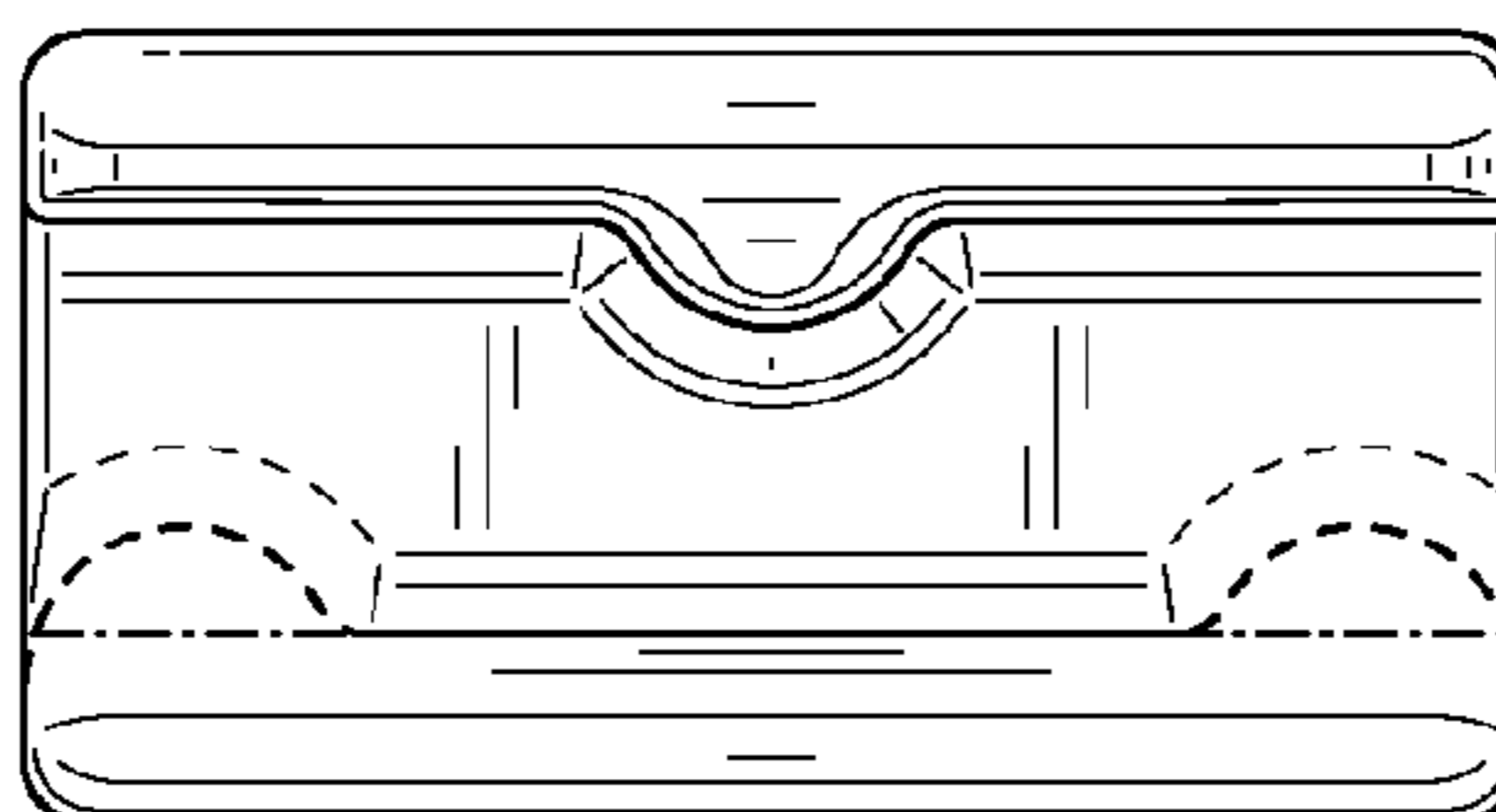
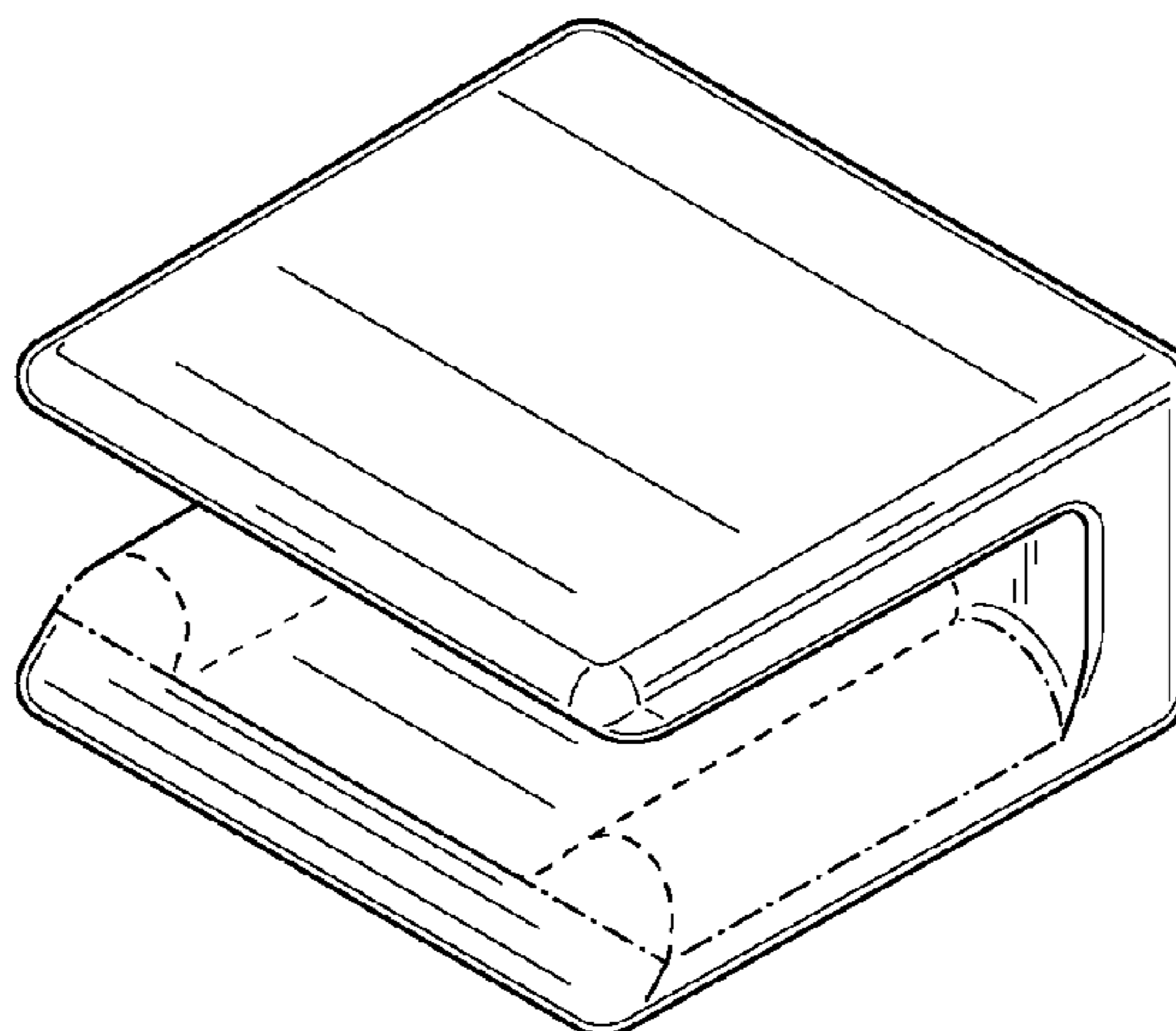
FIG. 5 is a right side view of the puzzle clip.

FIG. 6 is a back view of the puzzle clip; and,

FIG. 7 is a front view of the puzzle clip.

The broken lines in the figures depict portions of the puzzle clip that form no part of the claimed design. The dot-dash lines in the figures represent the boundary between claimed and unclaimed portions of the puzzle clip.

**1 Claim, 2 Drawing Sheets**



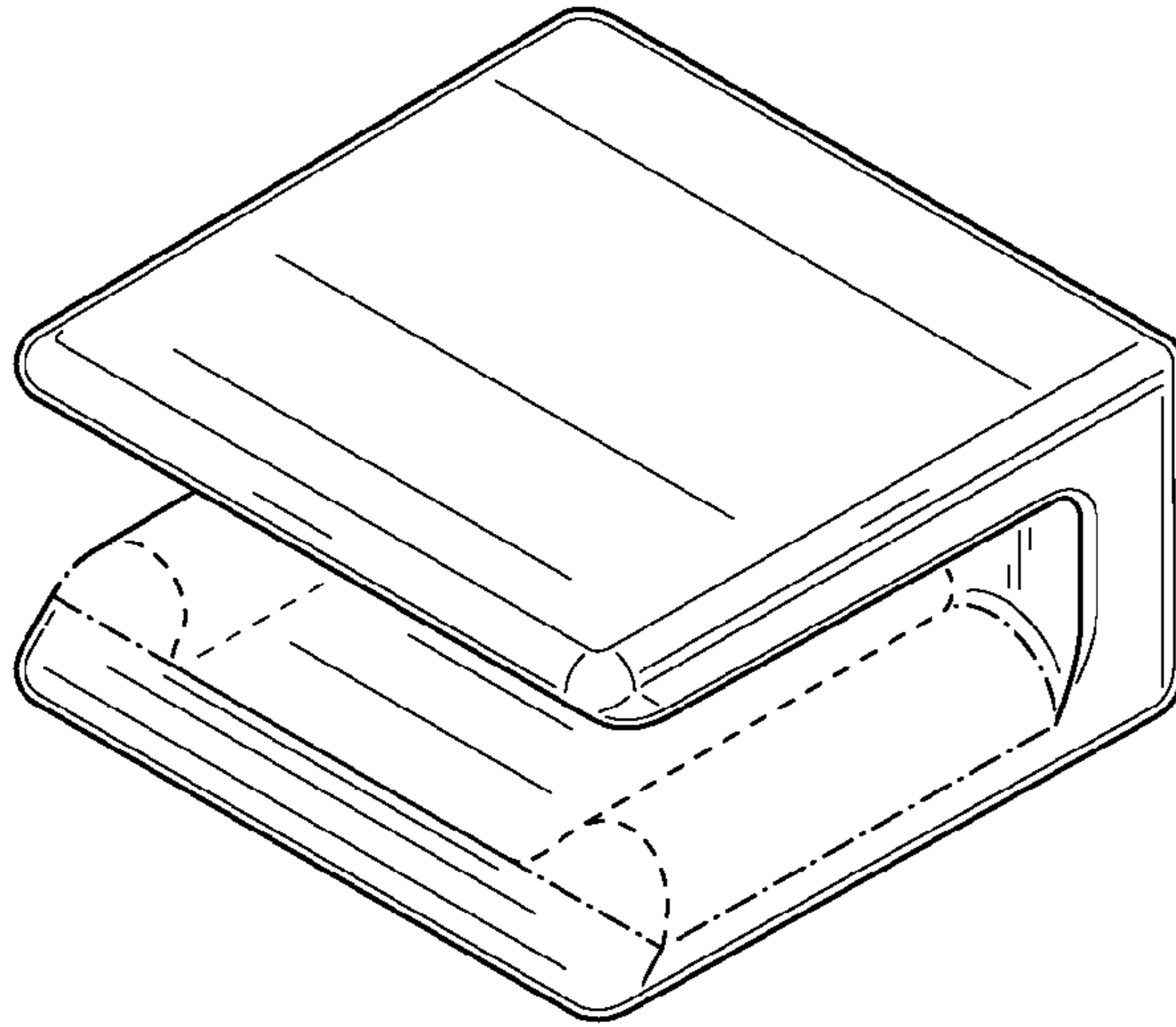


FIG. 1




FIG. 2

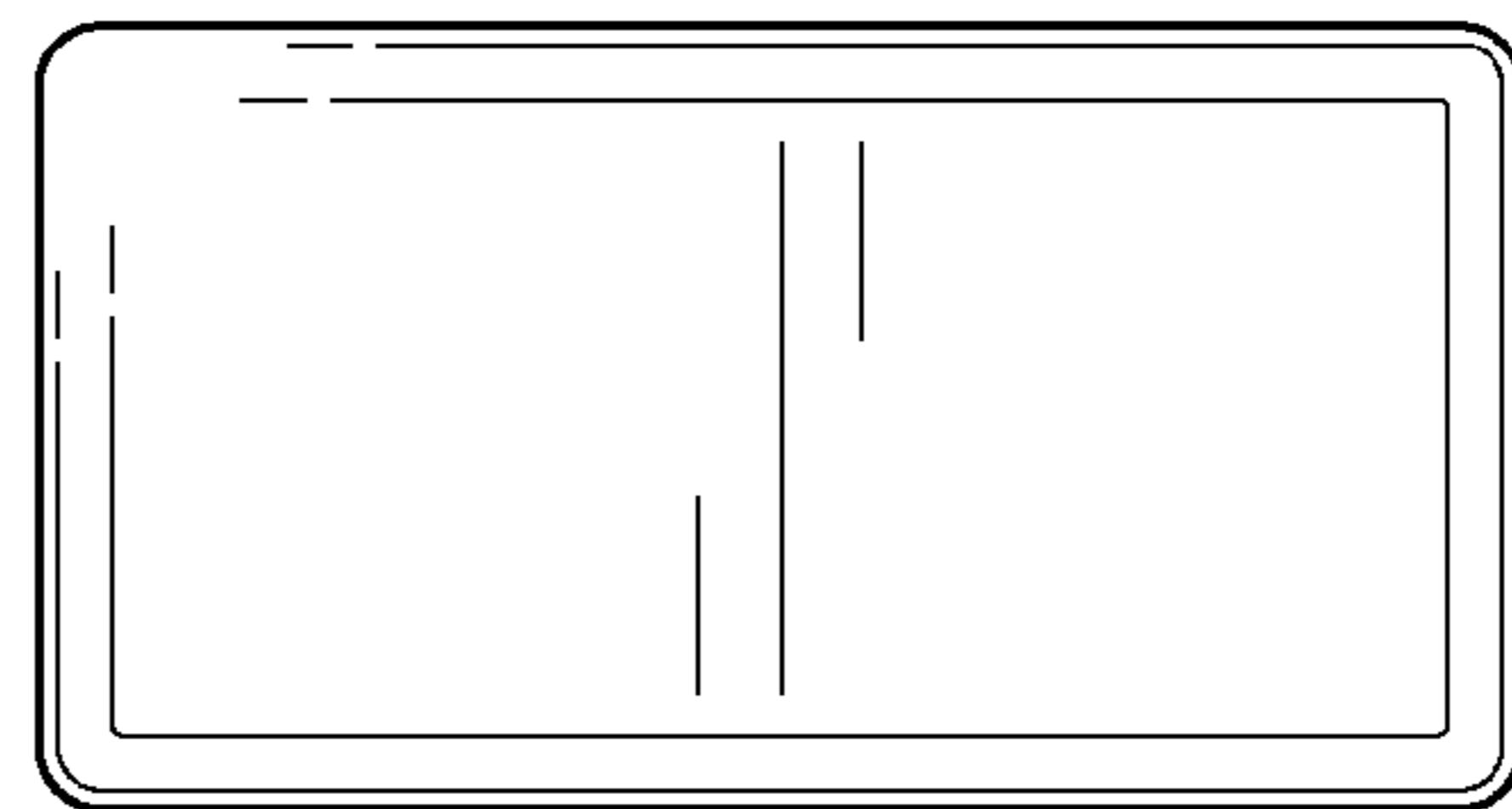


FIG. 3

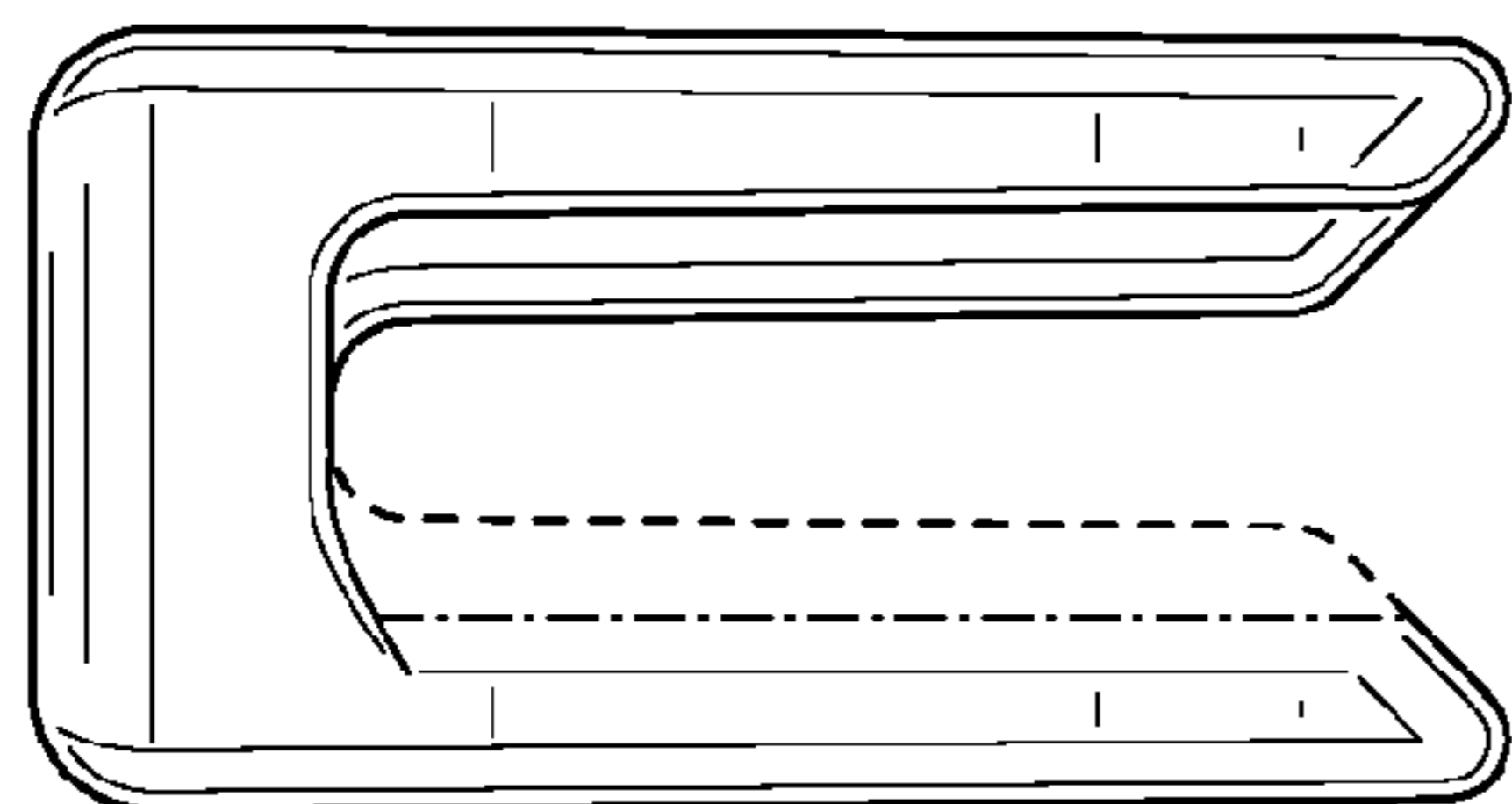


FIG. 4

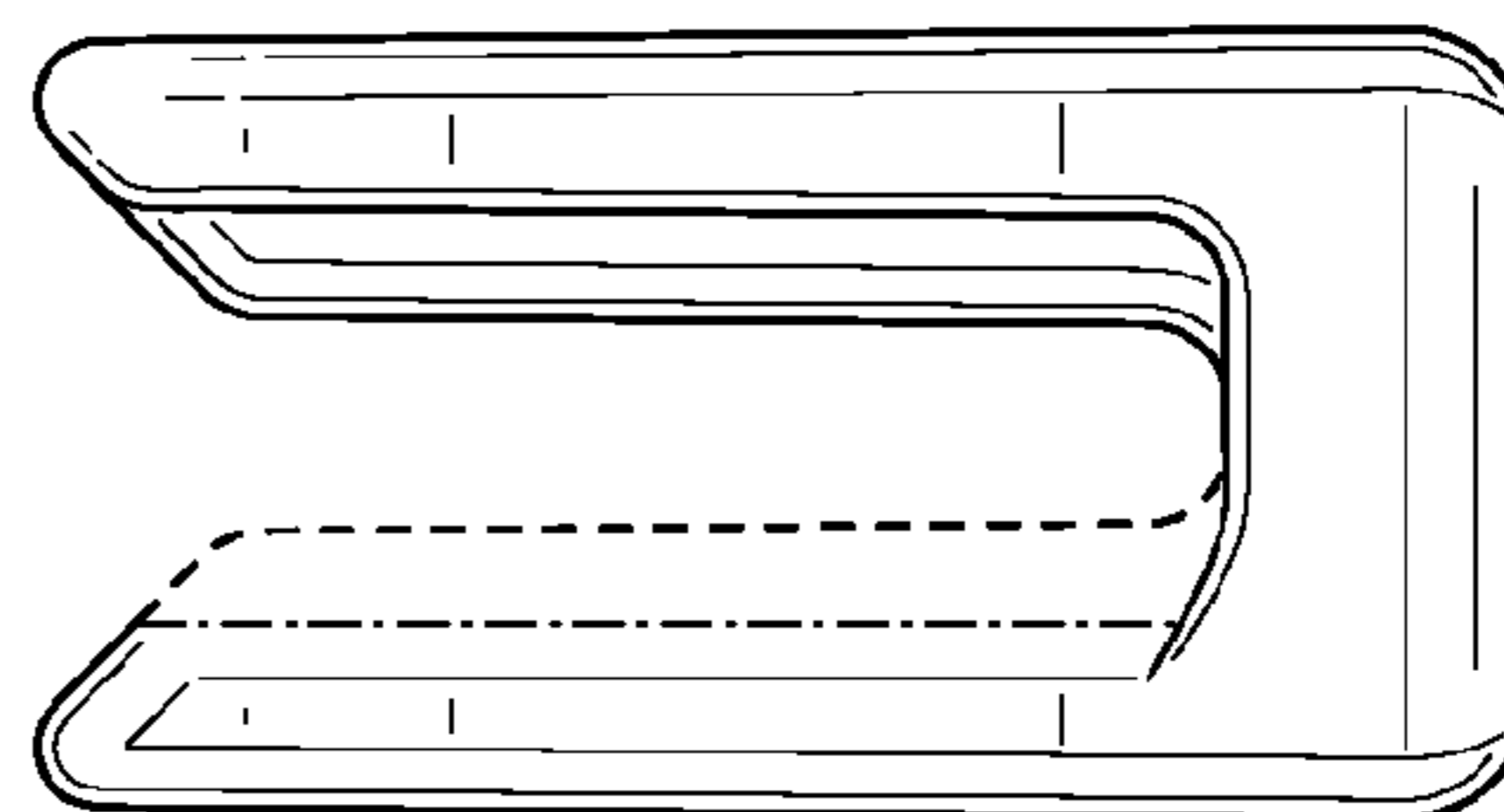


FIG. 5




FIG. 6




FIG. 7