



US00D658035S

(12) **United States Design Patent**
Kaluza

(10) **Patent No.:** **US D658,035 S**
(45) **Date of Patent:** **** Apr. 24, 2012**

- (54) **DOOR DRIVE WITH COVER**
- (75) Inventor: **Georg Kaluza**, Velbert (DE)
- (73) Assignee: **Dorma GmbH + Co. KG**, Ennepetal (DE)
- (**) Term: **14 Years**
- (21) Appl. No.: **29/399,200**
- (22) Filed: **Aug. 10, 2011**

3,877,108 A	4/1975	Del Fiacco	
3,905,063 A	9/1975	Coulter et al.	
4,086,681 A	5/1978	Nakanishi	
4,286,412 A	9/1981	Stevens	
D261,099 S *	10/1981	Russell	D8/330
D273,457 S *	4/1984	Matsuo et al.	D8/330
D274,212 S	6/1984	Shohoji	
D281,762 S	12/1985	Okazaki	
D295,254 S	4/1988	Matsuo et al.	
D355,580 S	2/1995	Salena et al.	
D429,992 S *	8/2000	Ginzel et al.	D8/330
6,421,876 B1 *	7/2002	Ginzel et al.	16/79
6,591,551 B2	7/2003	Winkler	
D479,459 S	9/2003	Homberg	
D491,787 S *	6/2004	Homberg	D8/330
D493,352 S	7/2004	Homberg	
D587,092 S	2/2009	Kaluza	

Related U.S. Application Data

- (62) Division of application No. 29/353,527, filed on Jan. 11, 2010, now Pat. No. Des. 647,780.

Foreign Application Priority Data

- Jul. 10, 2009 (EP) 001151591
- Sep. 3, 2009 (EP) 001162309

- (51) **LOC (9) Cl.** **08-07**
- (52) **U.S. Cl.** **D8/330**
- (58) **Field of Classification Search** D8/330,
D8/343; 16/49-51, 59, 62, 71, 82, DIG. 7,
16/79; 292/201, 144, 92, 339, DIG. 19
See application file for complete search history.

References Cited

U.S. PATENT DOCUMENTS

2,820,241 A *	1/1958	Schlage	16/49
2,984,906 A *	5/1961	Frickie	30/190
3,252,178 A *	5/1966	Check et al.	16/49
3,779,423 A *	12/1973	Quinn et al.	221/186
3,787,924 A	1/1974	Jentsch	

* cited by examiner

Primary Examiner — Prabhakar Deshmukh

(74) *Attorney, Agent, or Firm* — Cozen O'Connor

(57) **CLAIM**

The ornamental design for a door drive with cover, as shown and described.

DESCRIPTION

FIG. 1 is bottom view of a door drive with cover showing my new design;
 FIG. 2 is a right side view of FIG. 1;
 FIG. 3 is a front view of FIG. 1;
 FIG. 4 is a left side view of FIG. 1;
 FIG. 5 is a top view of FIG. 1; and,
 FIG. 6 is a front perspective view of the door drive with cover of FIG. 1.

1 Claim, 3 Drawing Sheets

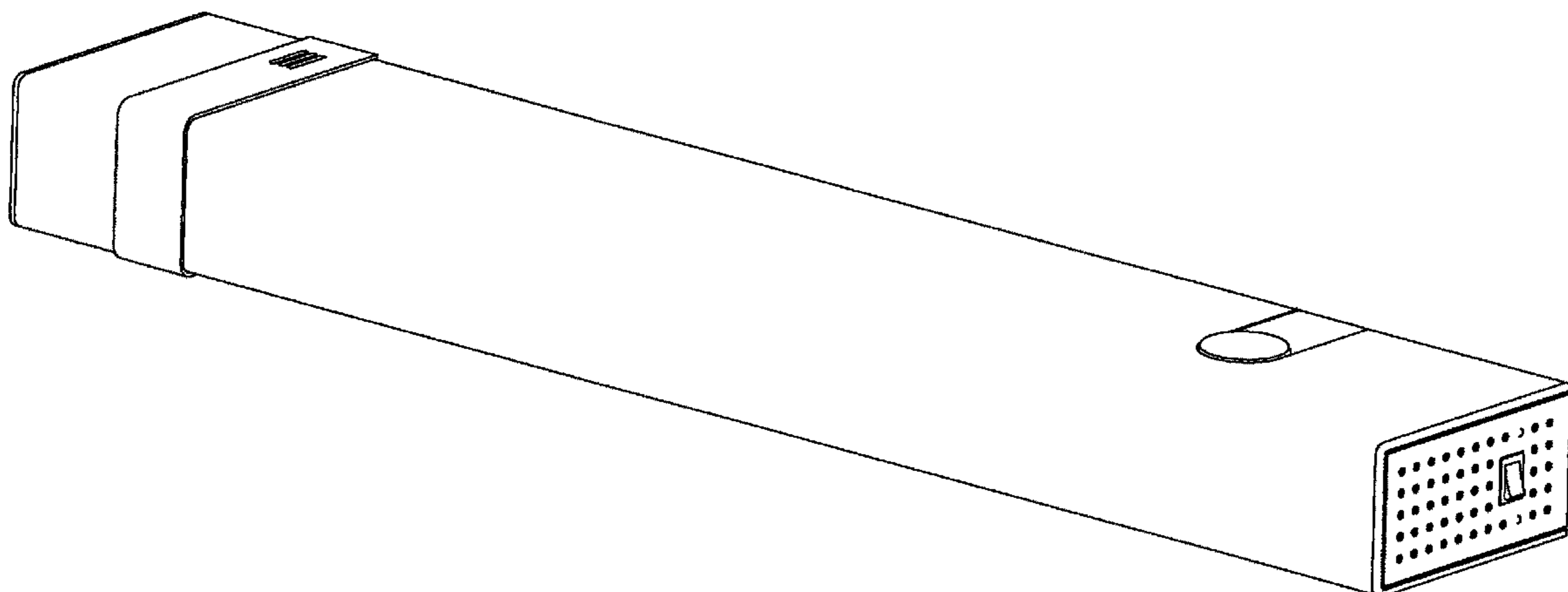


FIGURE 1




FIGURE 3




FIGURE 5




FIGURE 4





FIGURE 2



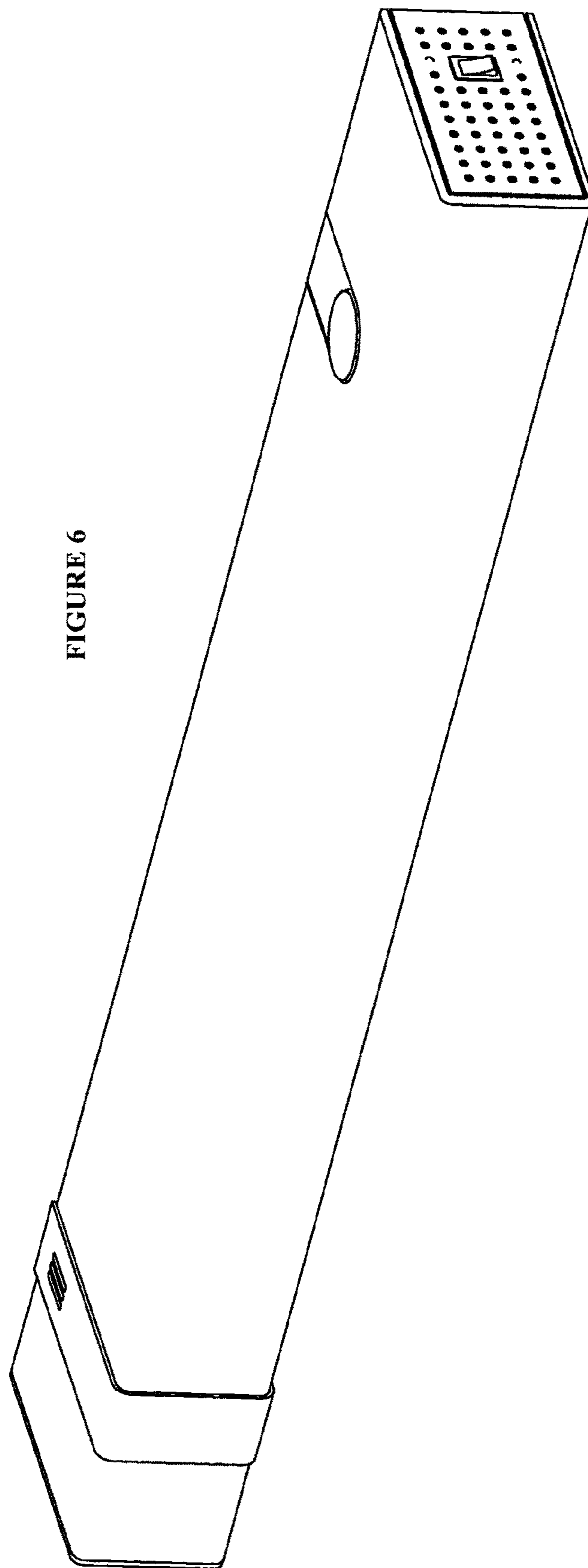


FIGURE 6