



US00D658022S

(12) **United States Design Patent**
Farnworth et al.

(10) **Patent No.:** **US D658,022 S**

(45) **Date of Patent:** **** Apr. 24, 2012**

(54) **SCISSORS**

(75) Inventors: **Stuart David Farnworth**, Westport, CT
(US); **Michael E. Peterson**, Fairfield,
CT (US)

(73) Assignee: **Acme United Corporation**, Fairfield,
CT (US)

(**) Term: **14 Years**

(21) Appl. No.: **29/349,757**

(22) Filed: **Apr. 30, 2010**

(51) **LOC (9) Cl.** **08-03**

(52) **U.S. Cl.** **D8/57**

(58) **Field of Classification Search** D8/4, 5,
D8/51-58, 105, 107; D21/532; D28/44,
D28/57; 7/135, 136; 30/131, 195, 229, 194,
30/230-235, 268, 350, 254-258

See application file for complete search history.

(56) **References Cited**

U.S. PATENT DOCUMENTS

D337,036 S *	7/1993	Williams	D8/57
D392,168 S *	3/1998	Jacquet	D8/57
D392,169 S *	3/1998	Jacquet	D8/57
D393,404 S *	4/1998	Jacquet	D8/57
D413,778 S *	9/1999	Matthews et al.	D8/57
D421,375 S *	3/2000	Carlson et al.	D8/57

D444,362 S *	7/2001	Pia	D8/57
D446,099 S *	8/2001	Pia	D8/57
D460,334 S *	7/2002	Carpenter et al.	D8/57
D502,853 S *	3/2005	Peterson	D8/57
7,096,586 B2 *	8/2006	Carpenter et al.	30/146
D536,589 S *	2/2007	Peterson et al.	D8/57
D547,153 S *	7/2007	Peterson et al.	D8/57
D551,928 S *	10/2007	Peterson et al.	D8/57
D574,685 S *	8/2008	Peterson et al.	D8/57
D590,223 S *	4/2009	Pearson et al.	D8/57

* cited by examiner

Primary Examiner — Cathron Brooks

Assistant Examiner — Deanna Fluegeman

(74) *Attorney, Agent, or Firm* — Alix, Yale & Ristas, LLP

(57) **CLAIM**

The ornamental design for the scissors, as shown and described.

DESCRIPTION

FIG. 1 is a front view of scissors showing our new design;

FIG. 2 is a rear view of the scissors of FIG. 1;

FIG. 3 is a top plan view of the scissors of FIG. 1;

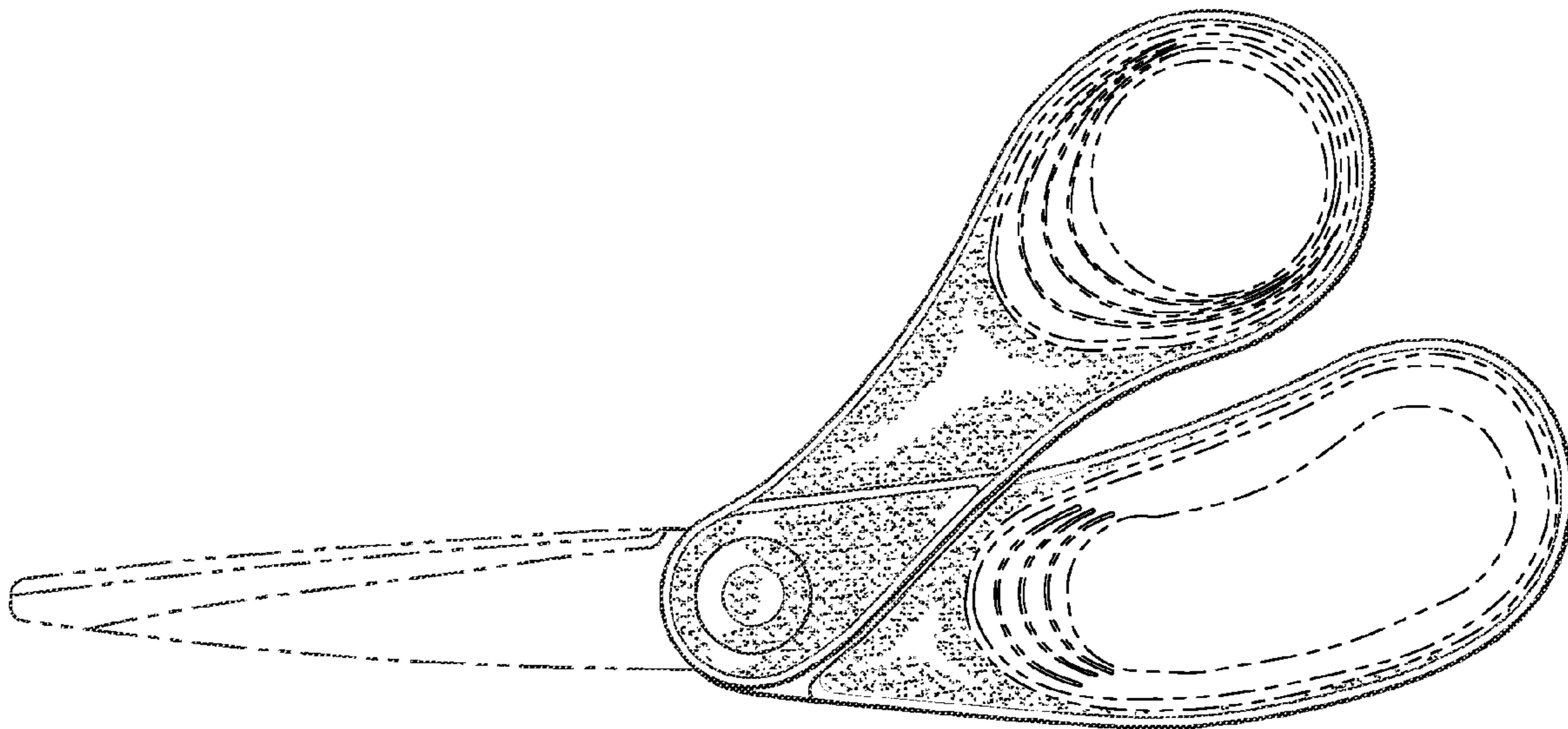
FIG. 4 is a bottom plan view of the scissors of FIG. 1;

FIG. 5 is a left side view of the scissors of FIG. 1; and,

FIG. 6 is a right side view of the scissors of FIG. 1.

The broken lines in the drawings illustrate unclaimed portions of the scissors and form no part of the claimed design.

1 Claim, 2 Drawing Sheets



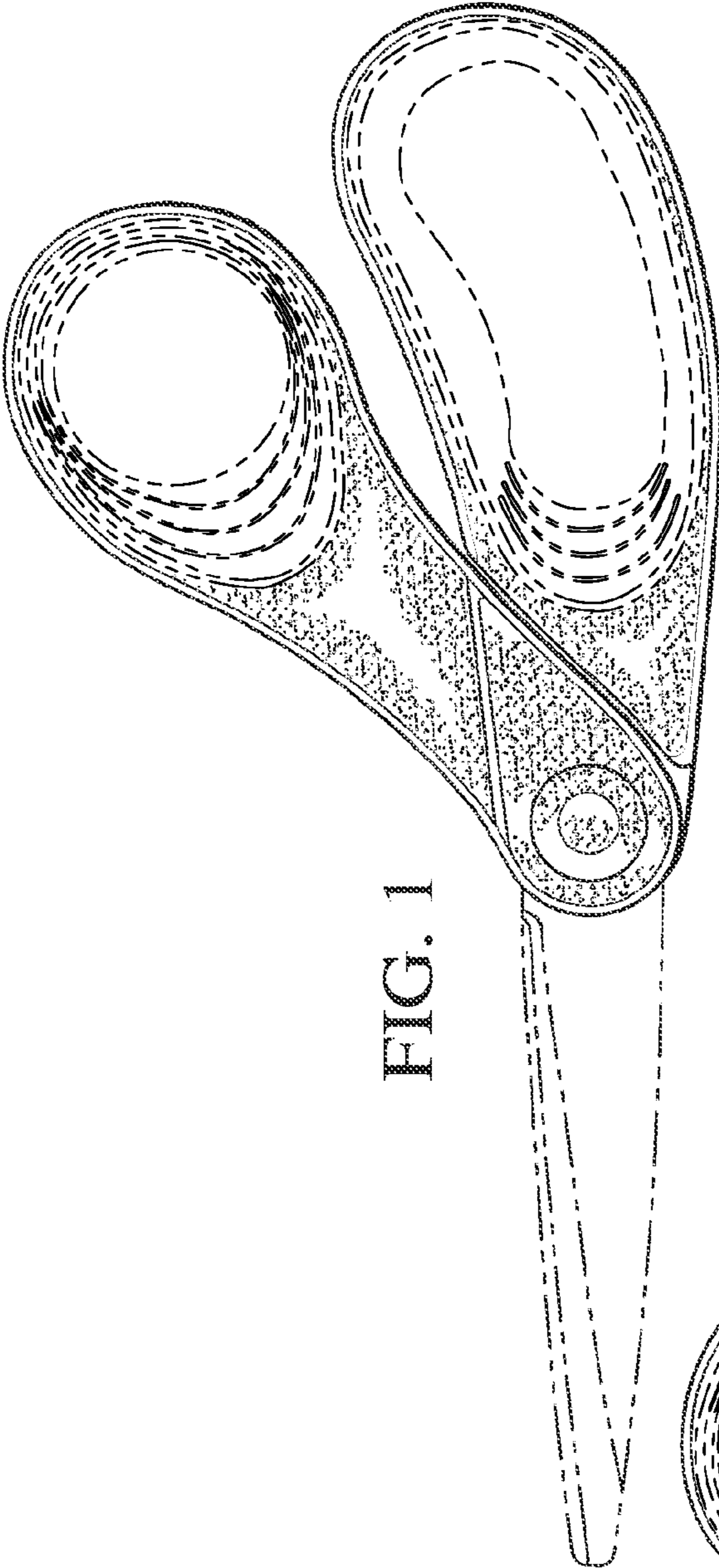


FIG. 1

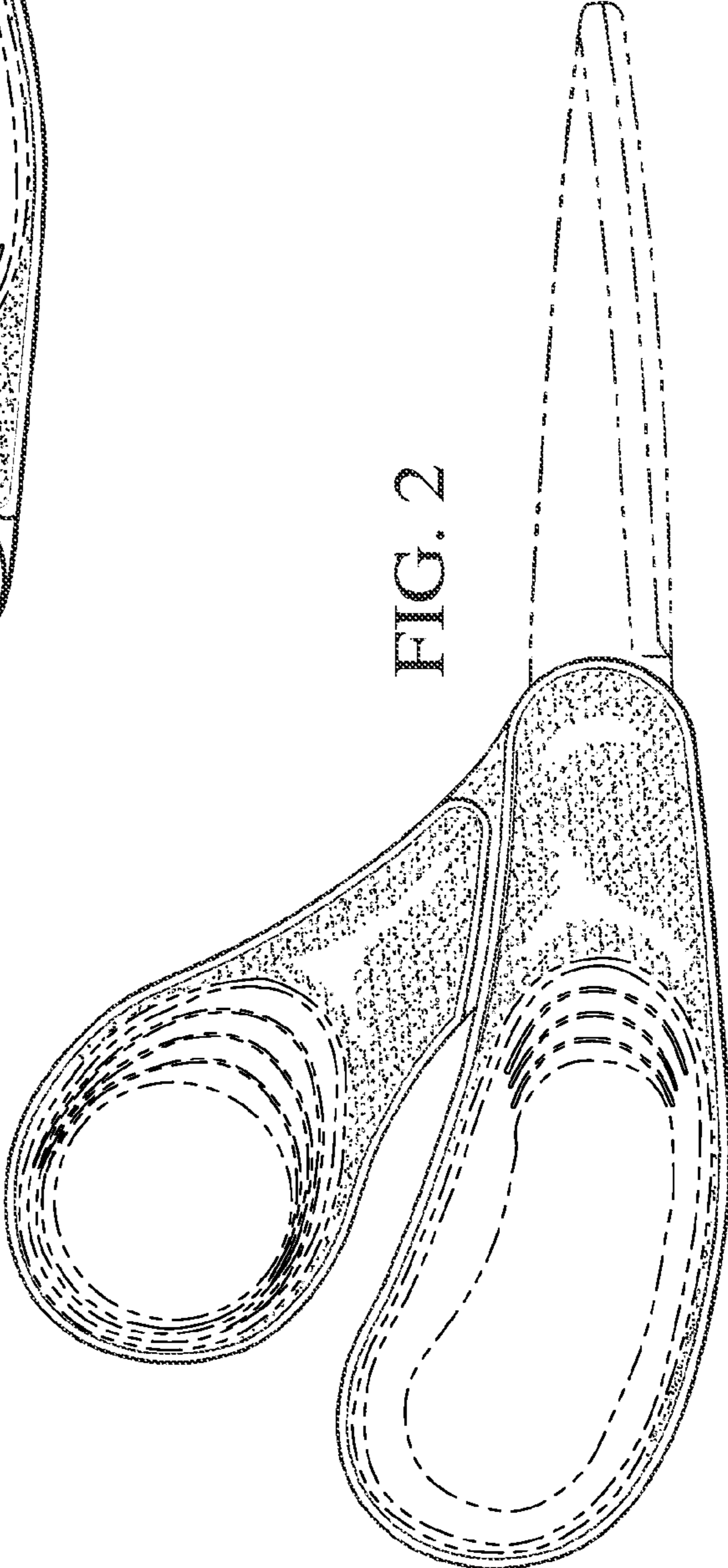


FIG. 2




FIG. 3



FIG. 4




FIG. 5

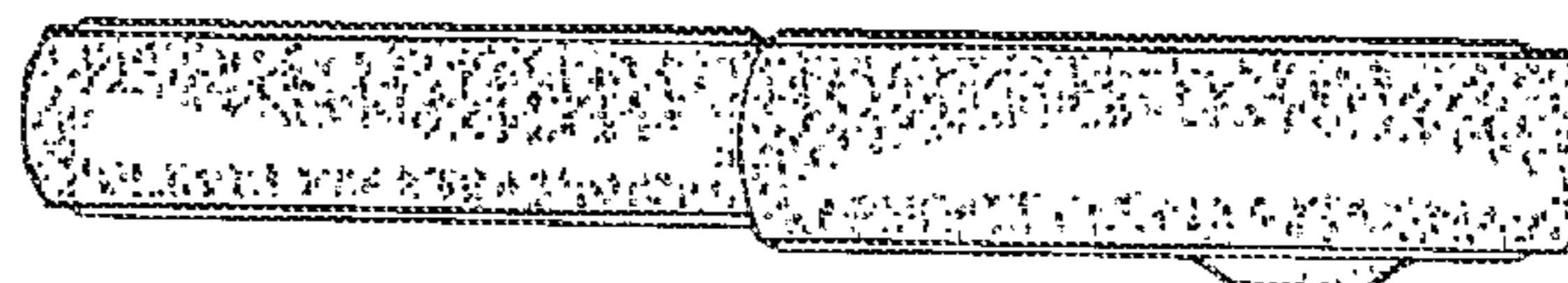


FIG. 6