



US00D658017S

(12) **United States Design Patent**
Roberts

(10) **Patent No.:** **US D658,017 S**
(45) **Date of Patent:** **** Apr. 24, 2012**

(54) **EASY GRIP HANDLE**

(76) Inventor: **Michael L. Roberts**, Corona Del Mar,
CA (US)

(**) Term: **14 Years**

(21) Appl. No.: **29/410,228**

(22) Filed: **Jan. 5, 2012**

Related U.S. Application Data

(63) Continuation of application No. 29/409,657, filed on
Dec. 27, 2011, now Pat. No. Des. 655,138.

(51) **LOC (9) Cl.** **07-02**

(52) **U.S. Cl.** **D7/653; D7/401.2**

(58) **Field of Classification Search** D7/368,
D7/395, 401.2, 642-646, 649-654, 659-664,
D7/669, 675-676, 683, 688-692, 695-696;
D8/40; D10/46.2-46.3; 30/123.3, 137, 141-143,
30/147-150, 322-327, 329, 340, 342-344;
73/426-427; 416/70 R

See application file for complete search history.

(56) **References Cited**

U.S. PATENT DOCUMENTS

2,338,980	A	1/1944	Stratton	
2,574,679	A	11/1951	Woodburn	
2,640,263	A	1/1953	Dieterich	
2,751,683	A	6/1956	Johns	
D271,739	S *	12/1983	Jagger	D7/664
4,524,513	A	6/1985	Intini, Jr.	
4,563,816	A *	1/1986	Jagger	30/343
4,984,367	A	1/1991	Albanese	
D394,014	S *	5/1998	Laib	D10/46.2
D476,862	S *	7/2003	Jagger	D7/645
6,640,448	B2	11/2003	Mardell	
6,701,625	B1	3/2004	Thomason et al.	
6,722,043	B2	4/2004	Teng	
6,733,056	B2	5/2004	Daniele	
D492,551	S *	7/2004	Roehrig	D7/663

D494,876	S *	8/2004	Tollman	D10/46.2
D504,600	S *	5/2005	Falt et al.	D8/40
6,895,672	B2	5/2005	Conforti	
7,047,648	B1	5/2006	LeBel et al.	
D523,359	S *	6/2006	DiPietro et al.	D10/46.2
D548,116	S *	8/2007	Curtin	D10/46.3
D590,214	S *	4/2009	Cox	D7/643
D611,778	S *	3/2010	Greenberg	D7/644
D641,595	S *	7/2011	Matari	D7/653
2004/0006874	A1	1/2004	Kamm	
2008/0256807	A1	10/2008	Kirkup	
2010/0011592	A1	1/2010	Hougland	
2010/0147885	A1	6/2010	Braxton et al.	

FOREIGN PATENT DOCUMENTS

CN	2631356	8/2004
CN	201044697	4/2008

OTHER PUBLICATIONS

U.S. Appl. No. 29/409,657, filed Dec. 27, 2011, Roberts.

* cited by examiner

Primary Examiner — Ricky Pham

(74) *Attorney, Agent, or Firm* — Cislo & Thomas, LLP

(57) **CLAIM**

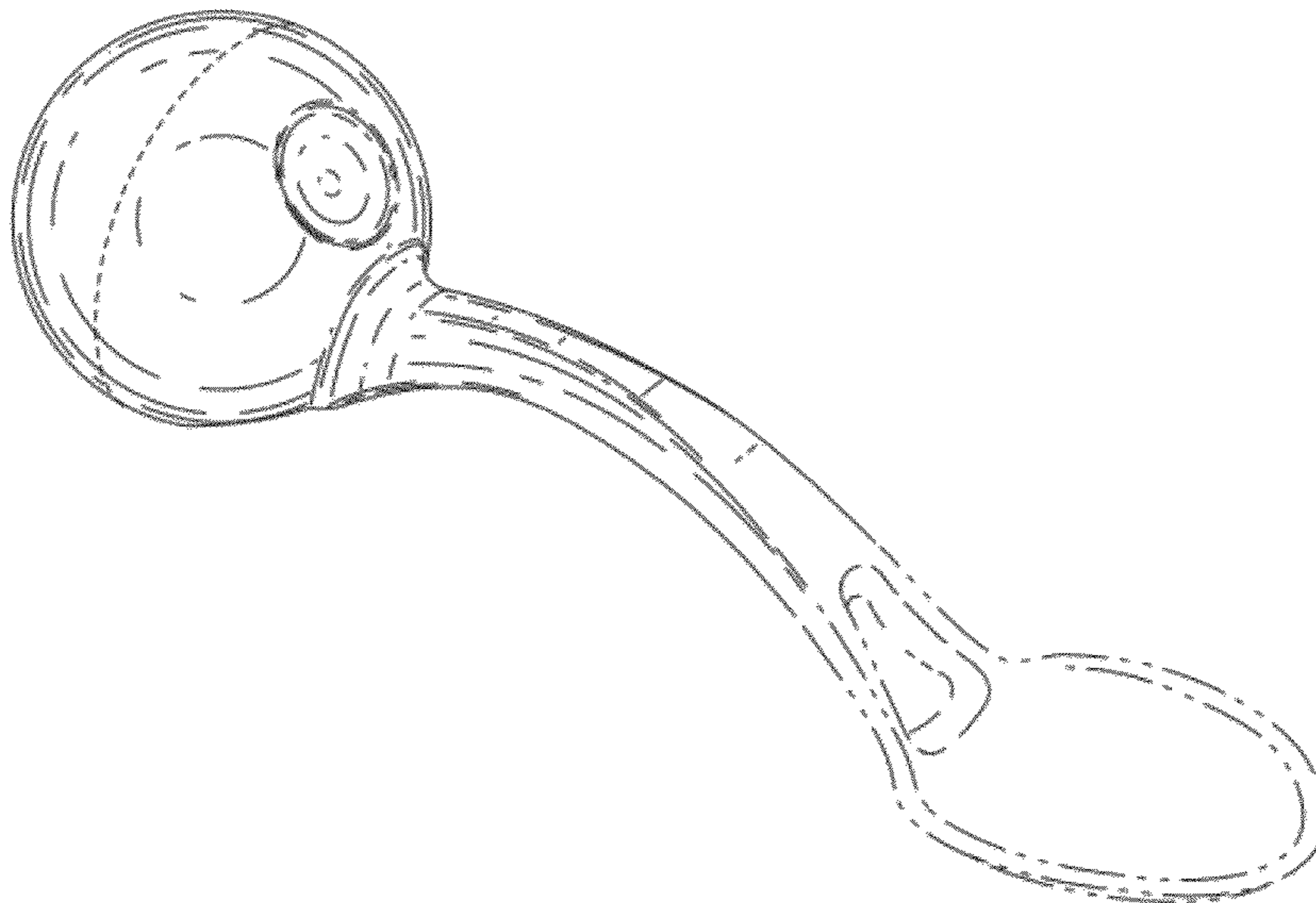
The ornamental design for an easy grip handle, as shown and described.

DESCRIPTION

FIG. 1 is a perspective view of my easy grip handle;
FIG. 2 is a front view thereof;
FIG. 3 is a rear view thereof;
FIG. 4 is a left side view thereof;
FIG. 5 is a right side view thereof;
FIG. 6 is a top view thereof; and,
FIG. 7 is a bottom view thereof.

The broken line portions of the disclosure are included for the purpose of illustrating environment and form no part of the claimed design.

1 Claim, 2 Drawing Sheets



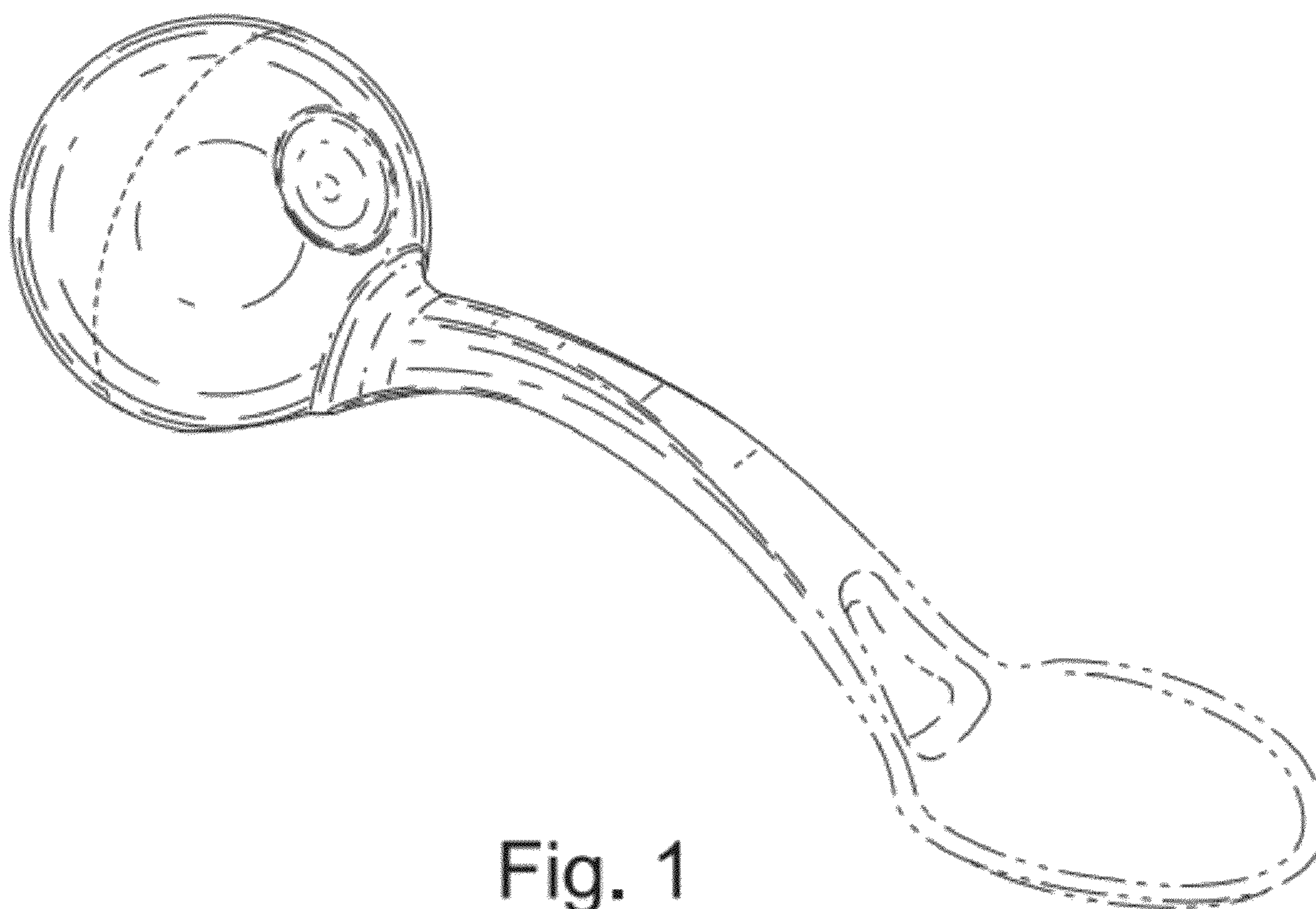


Fig. 1




Fig. 2




Fig. 3

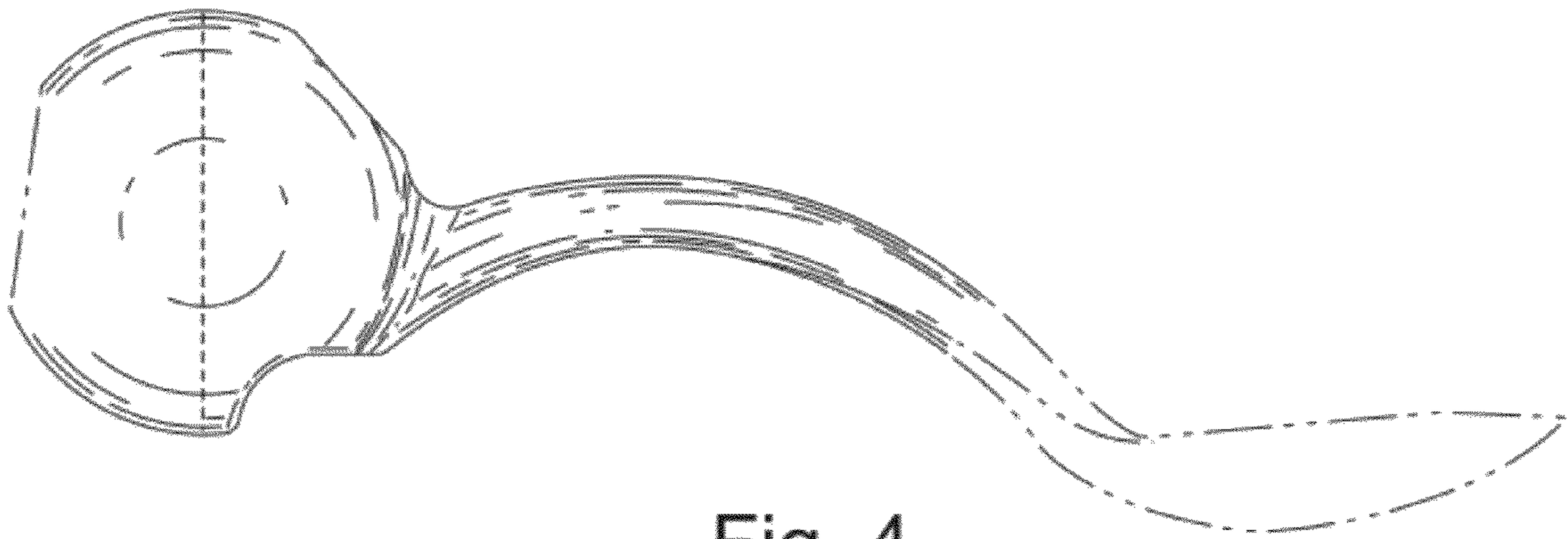


Fig. 4

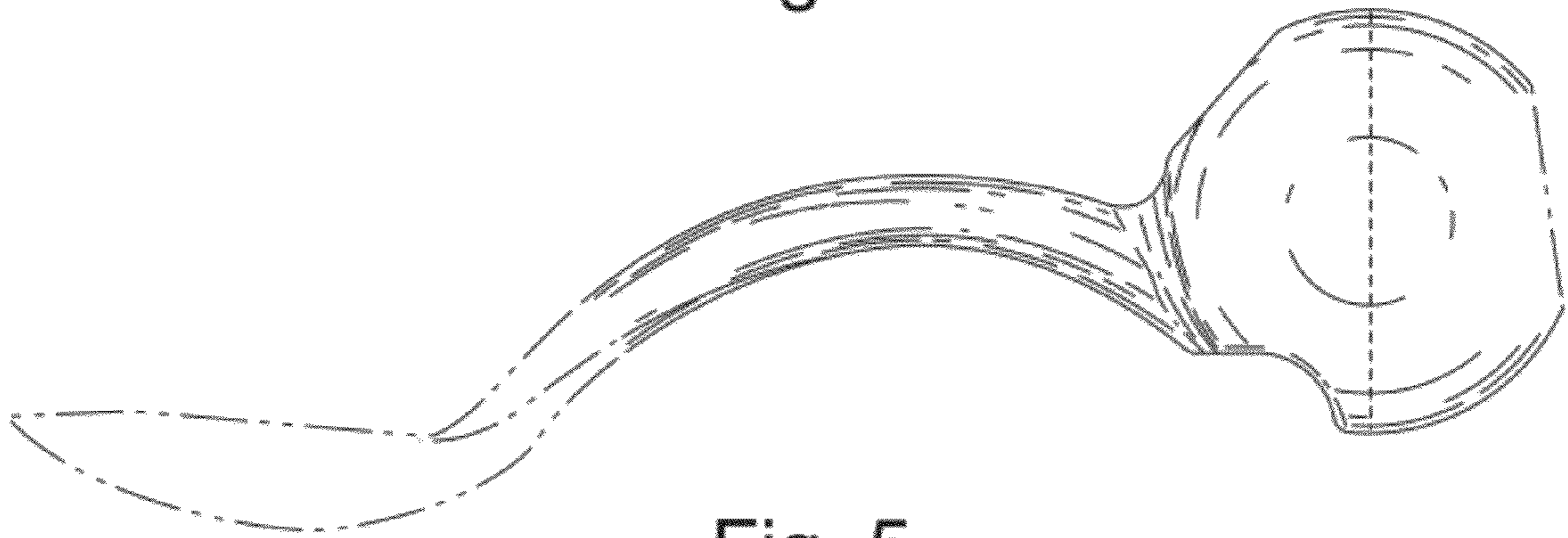


Fig. 5

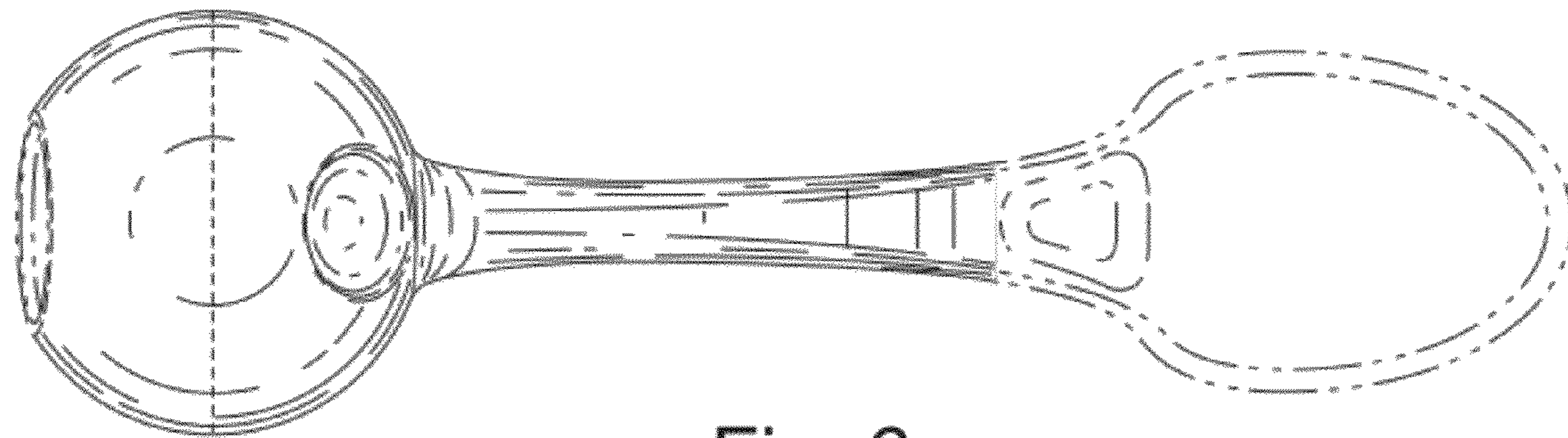


Fig. 6

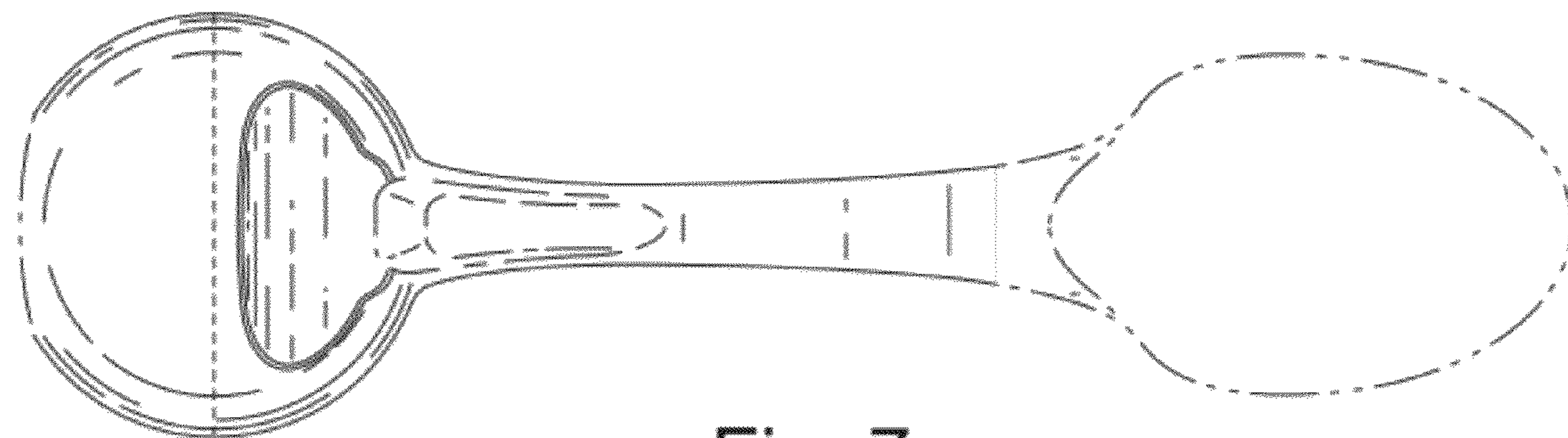


Fig. 7