



US00D658009S

(12) **United States Design Patent**
Davis et al.

(10) **Patent No.:** **US D658,009 S**
(45) **Date of Patent:** **** Apr. 24, 2012**

(54) **BOWL**

(75) Inventors: **William John Davis**, Corsham (GB);
Samuel William Lucking, Cheltenham
(GB); **David James McNeill**,
Chippenham (GB); **John Edward**
Sheppard, Wokingham (GB)

(73) Assignee: **The Procter & Gamble Company**,
Cincinnati, OH (US)

(**) Term: **14 Years**

(21) Appl. No.: **29/397,768**

(22) Filed: **Jul. 20, 2011**

(30) **Foreign Application Priority Data**

Jan. 20, 2011 (WO) 583330001

(51) **LOC (9) Cl.** **07-01**

(52) **U.S. Cl.** **D7/584; D7/554.1**

(58) **Field of Classification Search** D7/543,
D7/584, 587, 550.1, 554.3, 554.4, 566, 359,
D7/554.1, 570; 211/131.1, 163; 220/212.5,
220/23.83, 574; 108/26; 206/551, 509, 518,
206/557

See application file for complete search history.

(56) **References Cited**

U.S. PATENT DOCUMENTS

D12,422 S * 8/1881 Brundige D7/505
311,445 A * 1/1885 Pollok et al. 429/130
1,335,163 A * 3/1920 Haag 139/18
D74,881 S * 4/1928 Haley D7/560

2,085,238 A * 6/1937 Towell 229/102.5
D110,176 S * 6/1938 Donchian D7/554.1
D256,756 S * 9/1980 Painter et al. D7/584
D338,809 S * 8/1993 Bennett D7/584
D384,862 S * 10/1997 Hayes et al. D7/584
D408,223 S * 4/1999 Henry D7/545
D432,868 S * 10/2000 Tan D7/584
6,141,034 A * 10/2000 McCutchen 348/36
D433,879 S * 11/2000 Emrani D7/584
6,172,665 B1 * 1/2001 Bullister 345/163
D461,102 S * 8/2002 Suzuki D7/566
D513,934 S * 1/2006 Warner D7/584
D532,258 S * 11/2006 Bardolet D7/554.3
D552,423 S * 10/2007 Friedland et al. D7/545
D577,615 S * 9/2008 Markfelder D10/46.2
D578,829 S * 10/2008 Freeman D7/584
D592,495 S * 5/2009 Reiterer et al. D9/416
D625,956 S * 10/2010 Goddard-Clark et al. D7/543
2001/0015399 A1 * 8/2001 LaMotte 248/165

* cited by examiner

Primary Examiner — Cynthia Underwood

(74) *Attorney, Agent, or Firm* — Carl J. Roof

(57) **CLAIM**

The ornamental design for a bowl, as shown and described.

DESCRIPTION

FIG. 1 is a perspective view of a bowl embodying our new design;

FIG. 2 is a front view of the bowl shown in FIG. 1;

FIG. 3 is a back view of the bowl shown in FIG. 1;

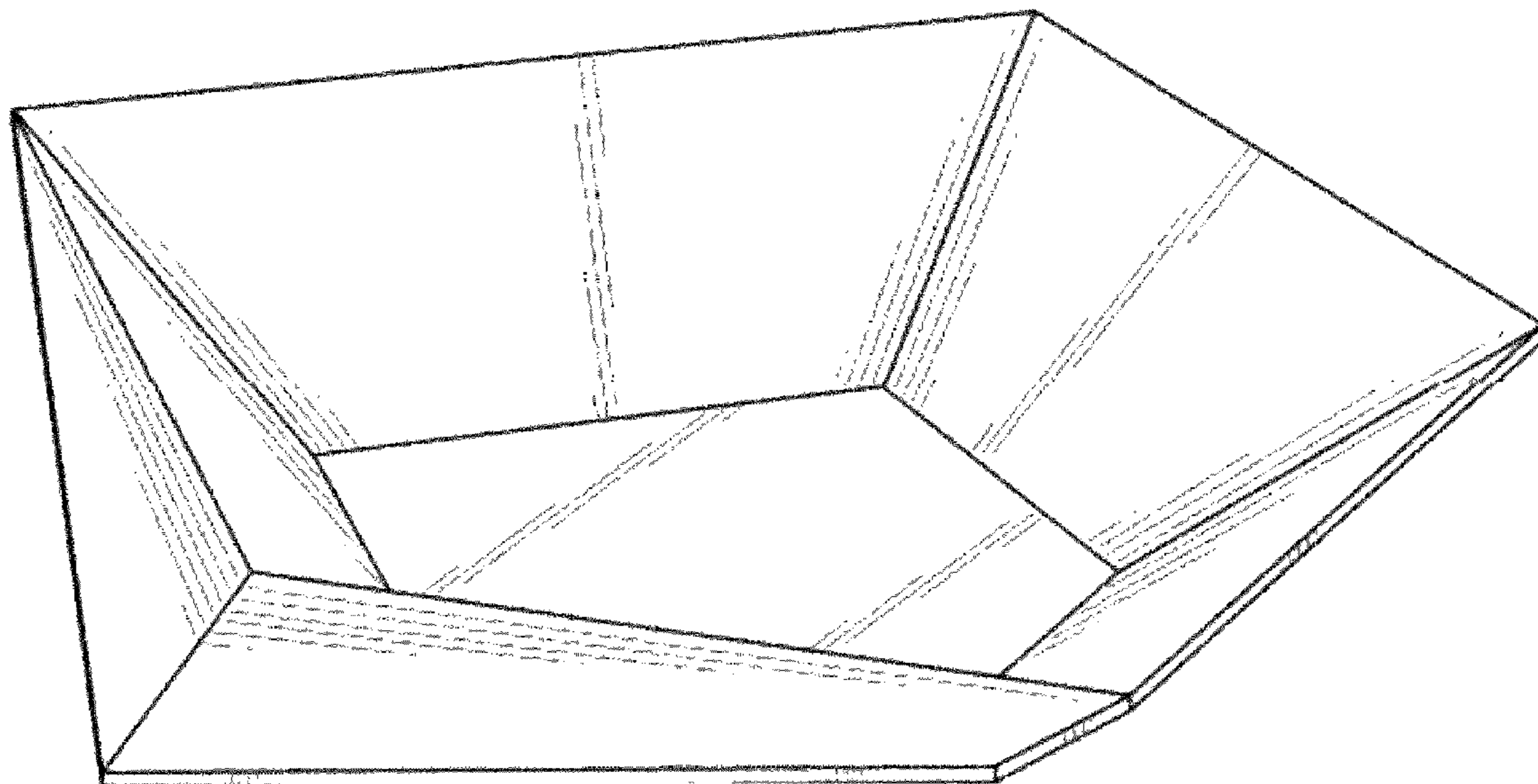
FIG. 4 is a left side view of the bowl shown in FIG. 1;

FIG. 5 is a right side view of the bowl shown in FIG. 1;

FIG. 6 is a top view of the bowl shown in FIG. 1; and,

FIG. 7 is a bottom view of the bowl shown in FIG. 1.

1 Claim, 4 Drawing Sheets



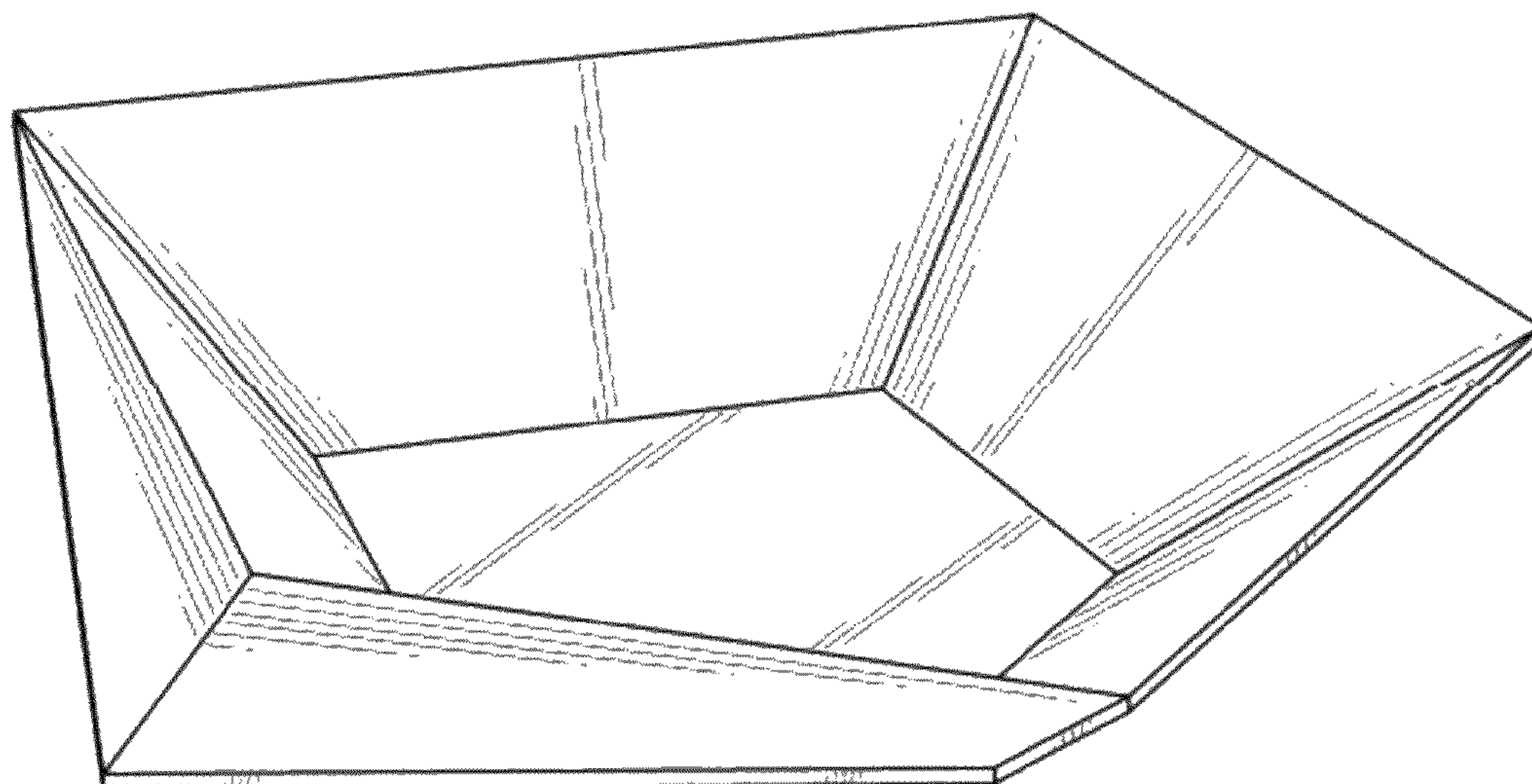


Fig. 1

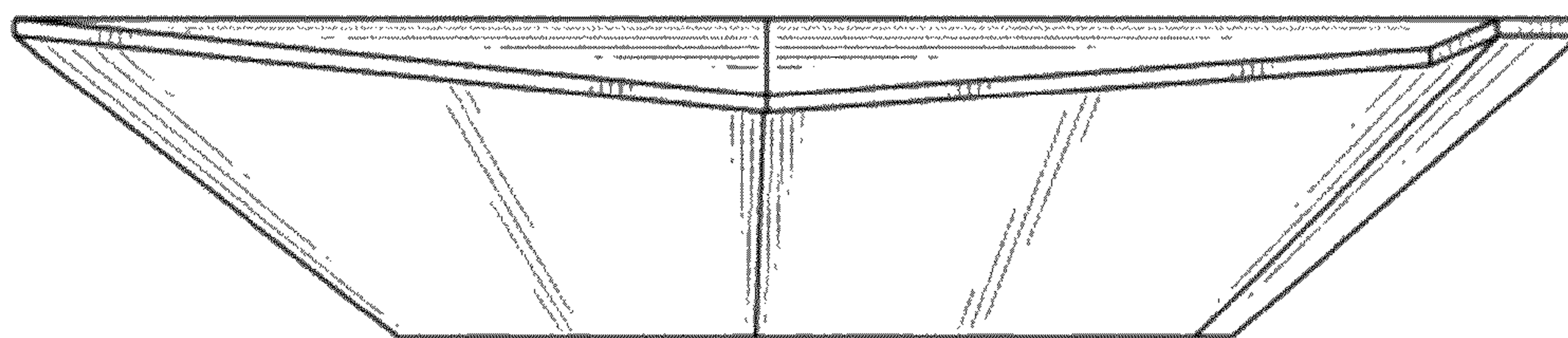


Fig. 2

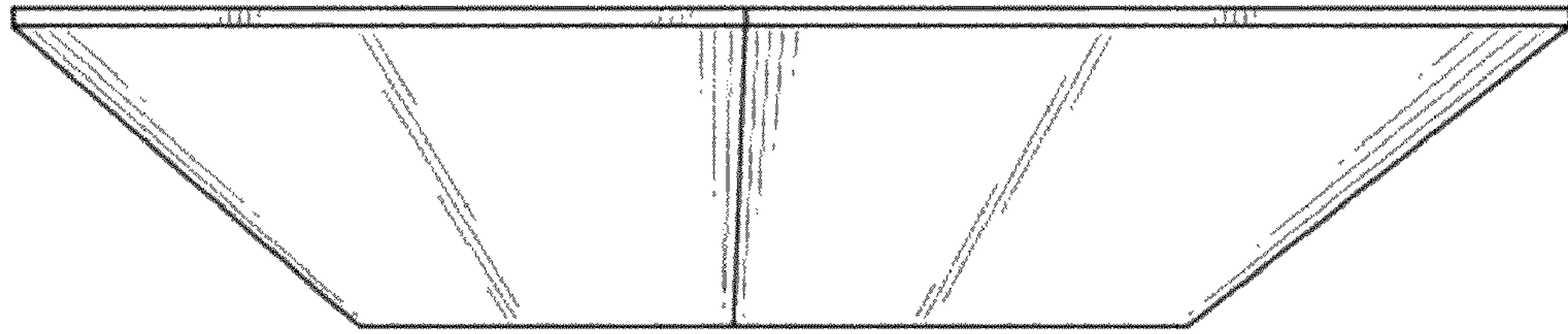


Fig. 3

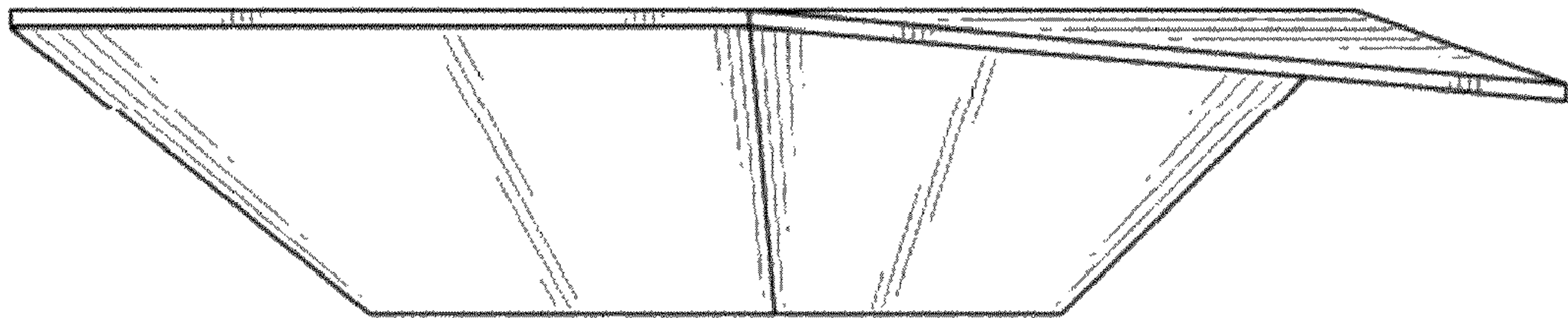


Fig. 4




Fig. 5

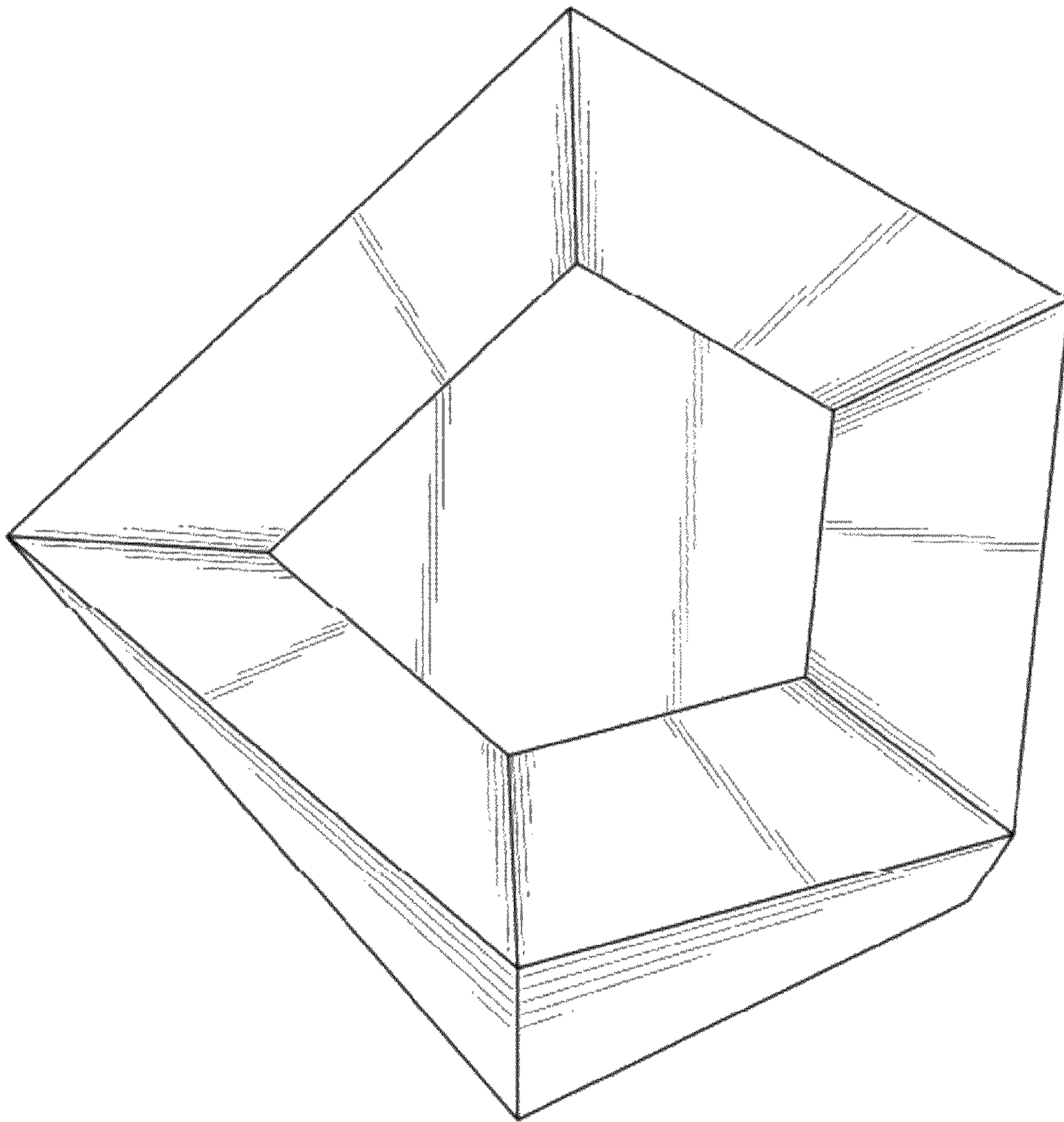


Fig. 6

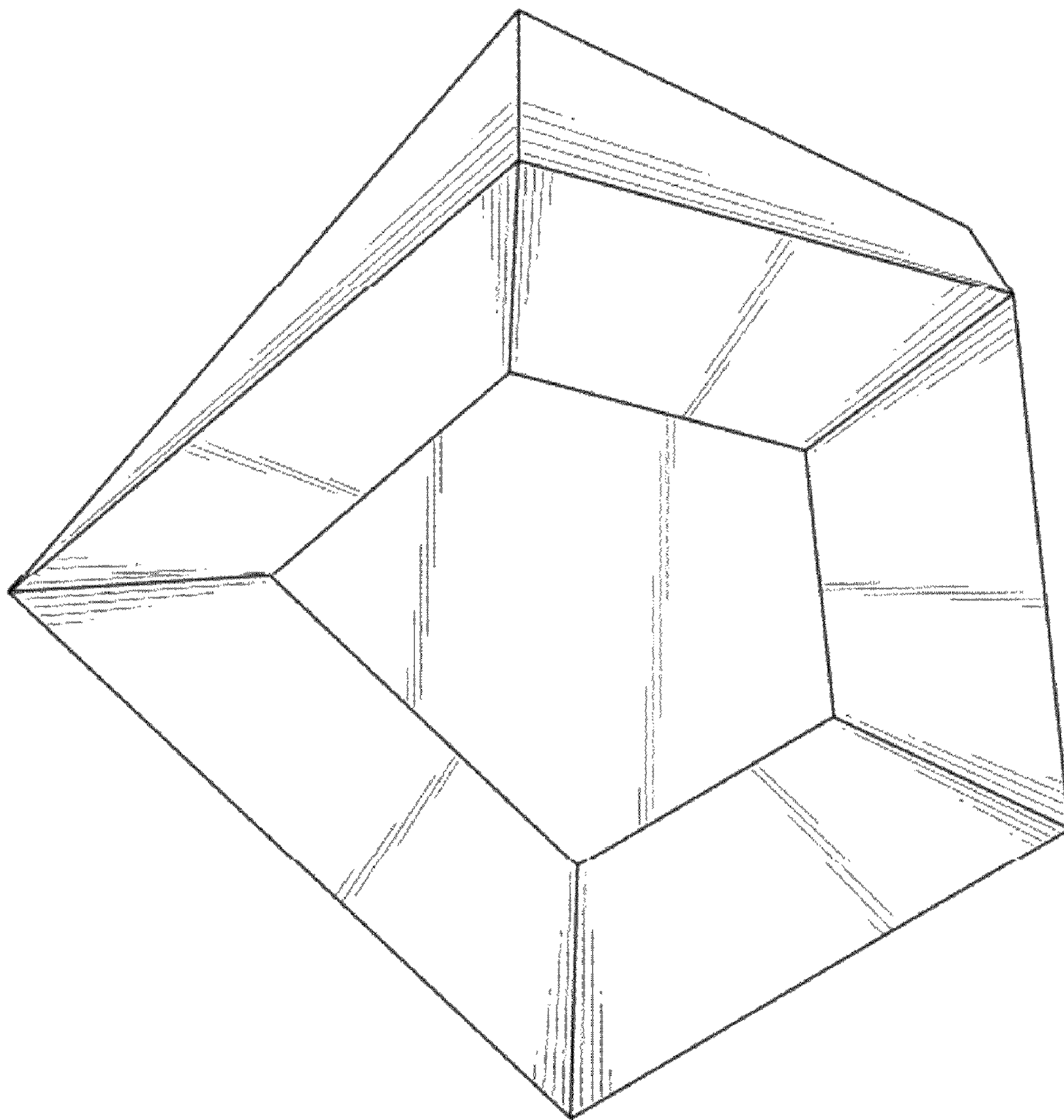


Fig. 7