



US00D658008S

(12) **United States Design Patent**  
**Wahl et al.**

(10) **Patent No.:** **US D658,008 S**  
(45) **Date of Patent:** **\*\* Apr. 24, 2012**

(54) **BEVERAGE CONTAINER**

(75) Inventors: **Andrew C. F. Wahl**, Seattle, WA (US);  
**Josh Buessler**, Seattle, WA (US)

(73) Assignee: **Pacific Market International, LLC**,  
Seattle, WA (US)

(\*\*) Term: **14 Years**

(21) Appl. No.: **29/381,384**

(22) Filed: **Dec. 17, 2010**

(51) **LOC (9) Cl.** ..... **07-01**

(52) **U.S. Cl.** ..... **D7/510; D7/511; D7/512; D7/532**

(58) **Field of Classification Search** ..... D7/512,  
D7/533, 536, 509, 523, 524, 529, 531, 532,  
D7/300.1, 608, 510, 511; 220/495.08, 772,  
220/763, 592.16, 592.17, 703; D9/431, 424,  
D9/503; 215/11.1

See application file for complete search history.

(56) **References Cited**

**U.S. PATENT DOCUMENTS**

2,780,378	A *	2/1957	Romano	.....	215/11.1
D307,850	S *	5/1990	Aoki et al.	.....	D7/624.2
D370,388	S *	6/1996	Cusick et al.	.....	D7/512
D401,344	S *	11/1998	Bonds	.....	D24/197
D407,493	S *	3/1999	Bonds	.....	D24/197
D409,451	S *	5/1999	Kato et al.	.....	D7/608
D434,611	S *	12/2000	Yu	.....	D7/608
D483,225	S *	12/2003	Gain	.....	D7/512

D518,335	S *	4/2006	Naft et al.	.....	D7/608
D526,907	S *	8/2006	Higuchi	.....	D9/683
D543,791	S *	6/2007	Goto et al.	.....	D7/608
D628,662	S *	12/2010	Heller	.....	D21/692
D636,271	S *	4/2011	Kriesel	.....	D9/683
D639,114	S *	6/2011	Swinford et al.	.....	D7/532
D644,489	S *	9/2011	Trombly	.....	D7/510
D646,934	S *	10/2011	Peters et al.	.....	D7/602

\* cited by examiner

*Primary Examiner* — Marianne Pandozzi

(74) *Attorney, Agent, or Firm* — Davis Wright Tremaine  
LLP; George C. Rondeau, Jr.

(57) **CLAIM**

The ornamental design for a beverage container, as shown and described.

**DESCRIPTION**

FIG. 1 is a top left side perspective view of a beverage container showing our new design.

FIG. 2 is a front elevational view thereof, the rear elevational view being the mirror image thereof.

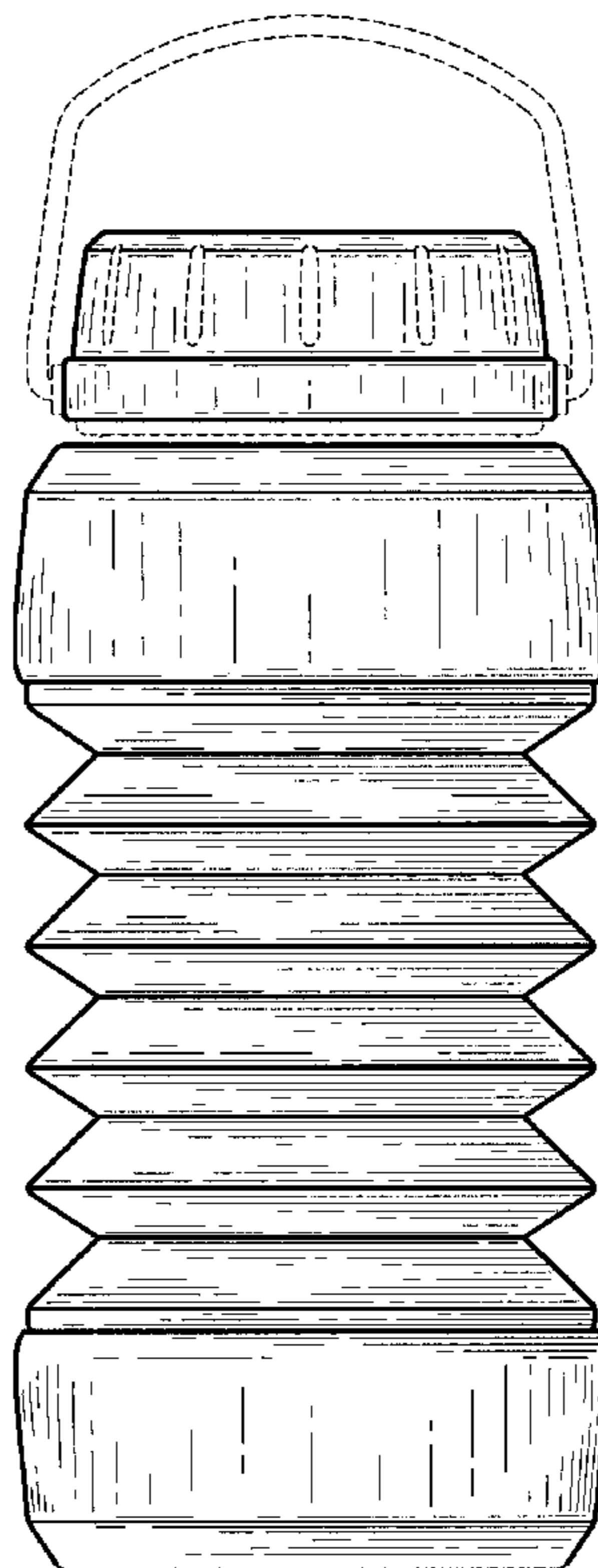
FIG. 3 is a left side elevational view thereof, the right side elevational view being the mirror image thereof.

FIG. 4 is a top plan view thereof; and,

FIG. 5 is bottom plan view thereof.

The broken lines represent portions of the beverage container that form no part of the claim.

**1 Claim, 3 Drawing Sheets**






Fig. 1

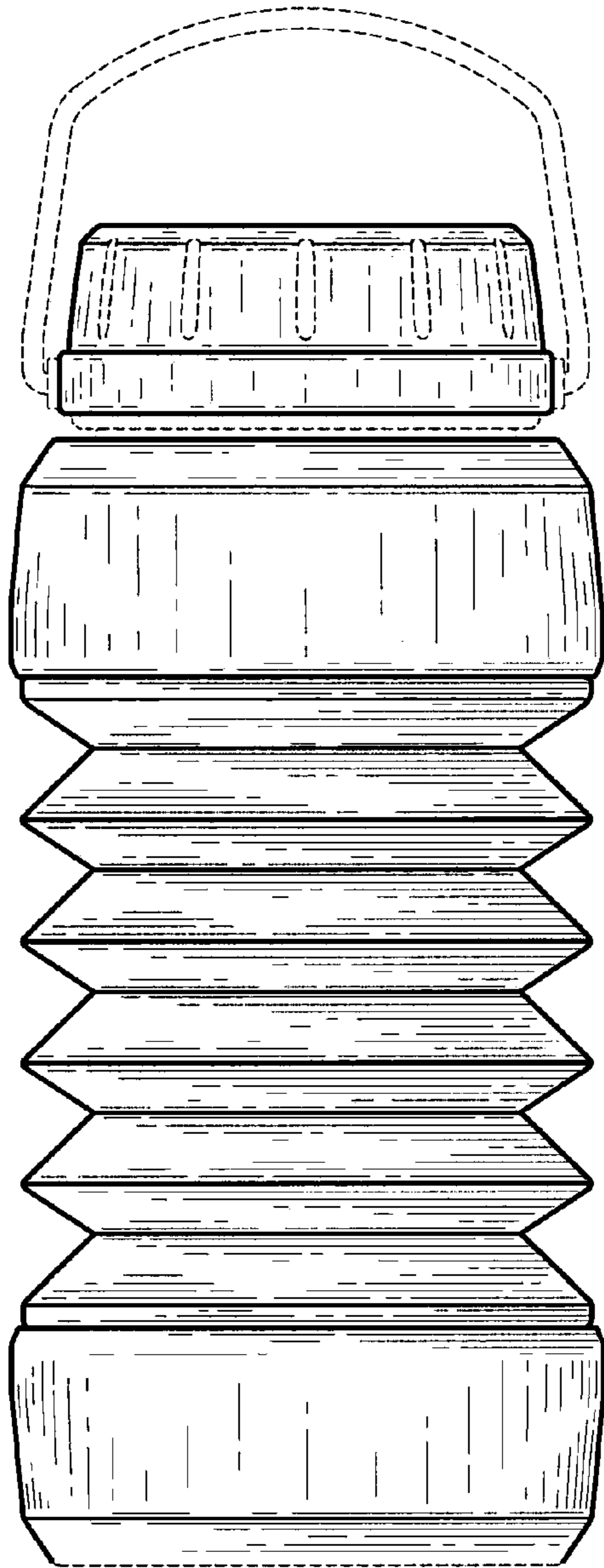


Fig. 2

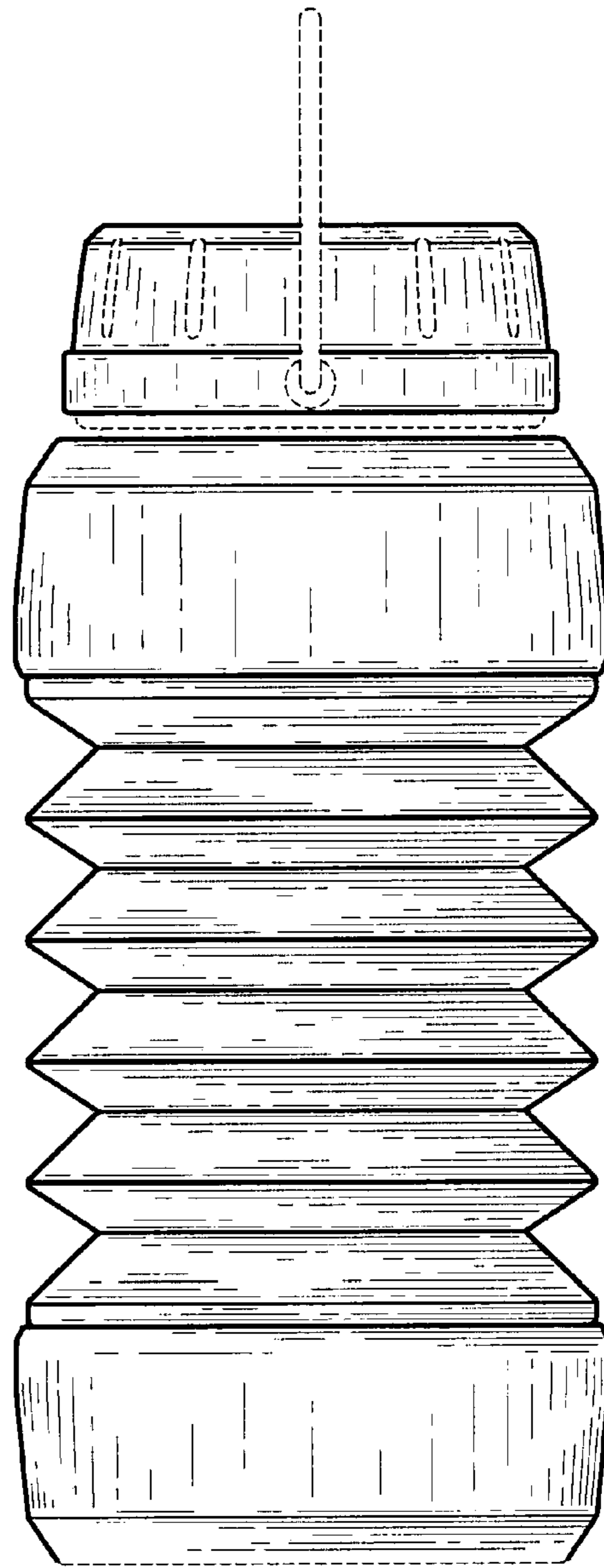


Fig. 3

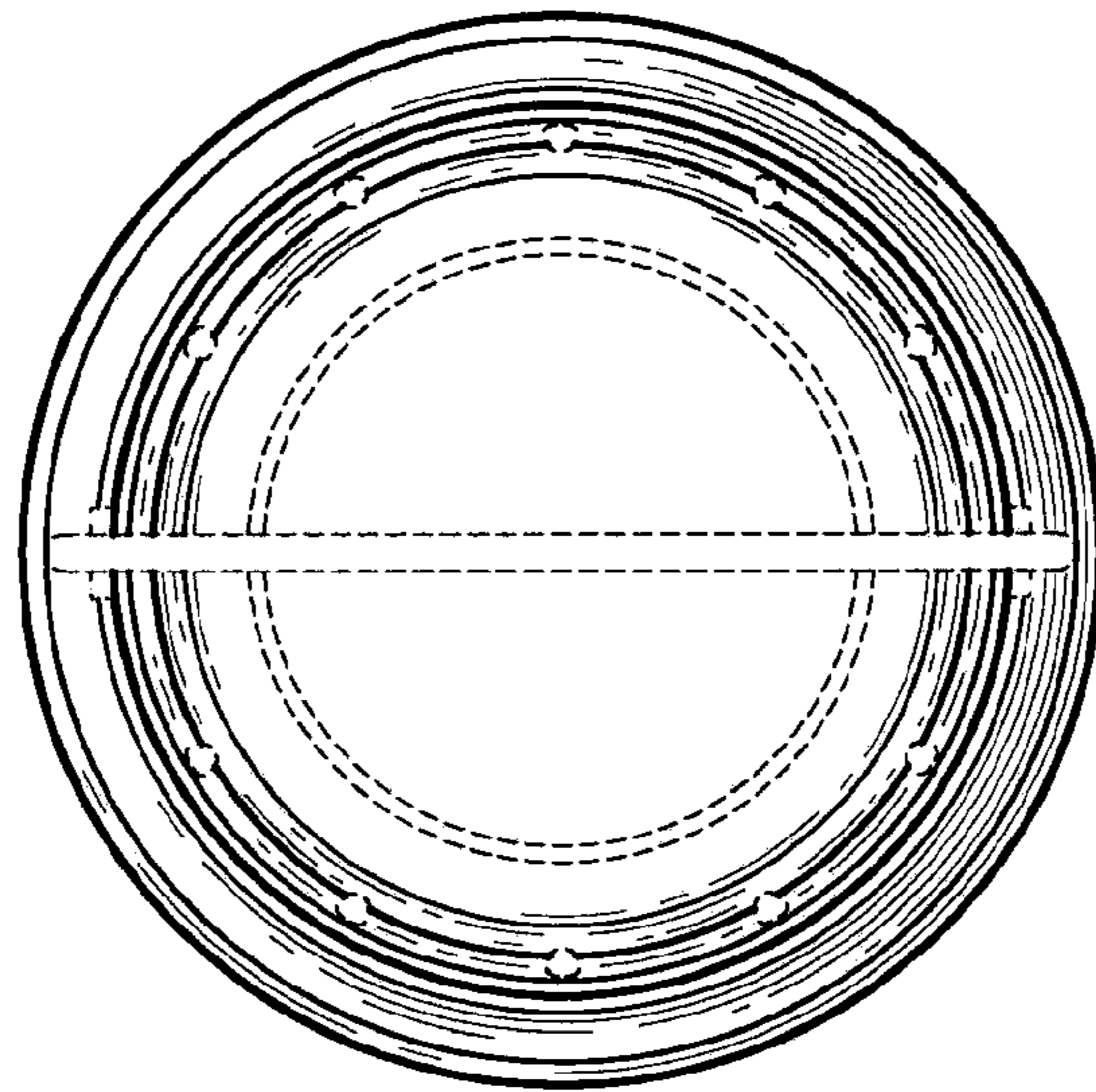


Fig. 4

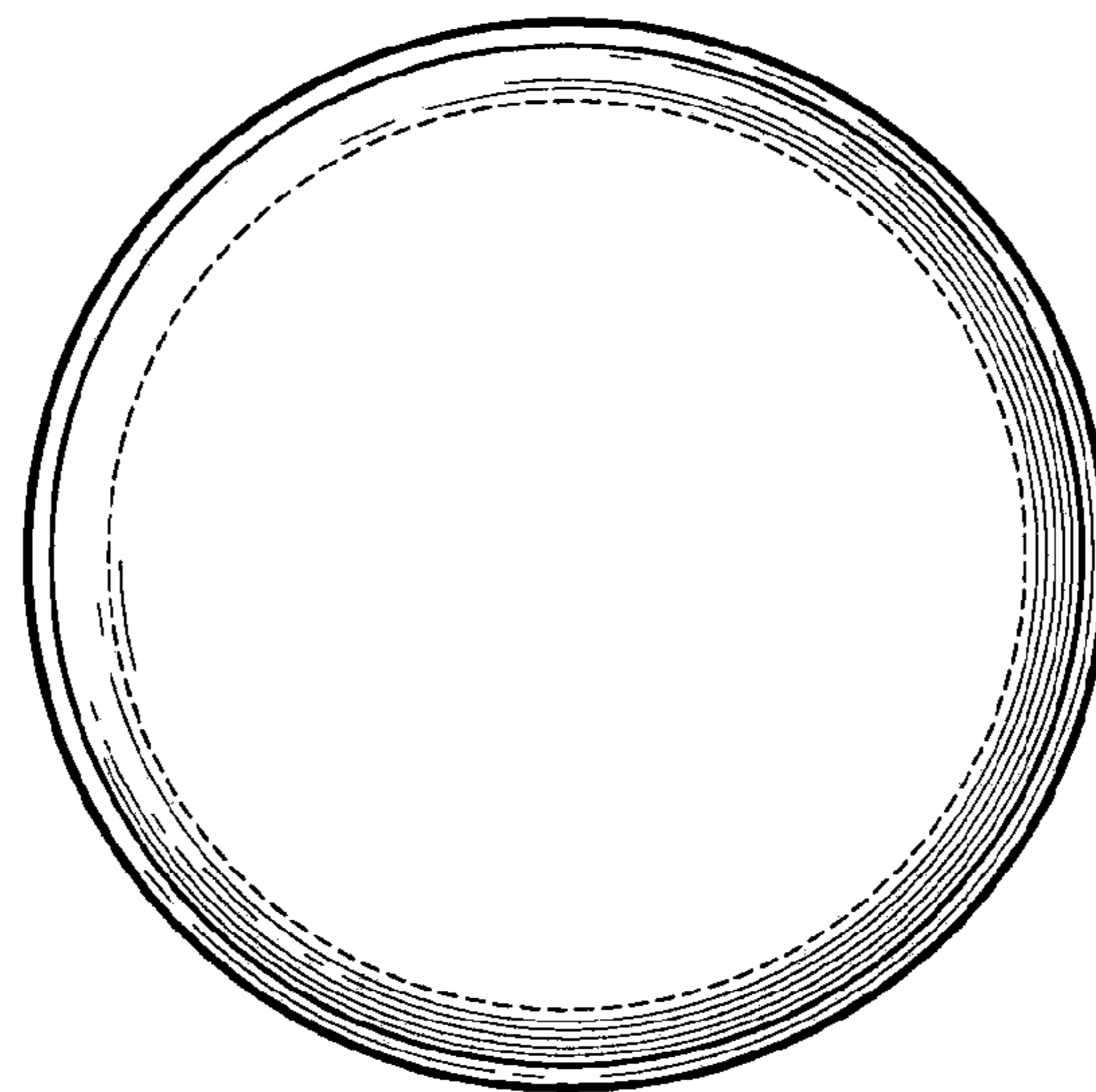


Fig. 5