



US00D658006S

(12) **United States Design Patent**
Yao

(10) **Patent No.:** **US D658,006 S**
(45) **Date of Patent:** **** *Apr. 24, 2012**

(54) **DRINKING WARE WITH MULTI-MEDIA MODULE**

(76) Inventor: **Huajun Yao**, Zhejiang (CN)

(*) Notice: This patent is subject to a terminal disclaimer.

(**) Term: **14 Years**

(21) Appl. No.: **29/342,711**

(22) Filed: **Aug. 31, 2009**

(30) **Foreign Application Priority Data**

Jul. 2, 2009 (CN) 2009 3 0144708

(51) **LOC (9) Cl.** **07-01**

(52) **U.S. Cl.** **D7/505; D7/511**

(58) **Field of Classification Search** D7/510,
D7/505, 511, 523, 525, 619.1, 396.2, 900,
D7/509, 624.2, 608, 507; D9/716, 719, 516,
D9/500, 549, 502, 504; 220/592.16, 592.17,
220/592.24, 737, 718, 739, 715, 288, 787;
215/12.1; 219/387, 429; 229/403, 738, 739;
206/459.1; D11/147

See application file for complete search history.

(56) **References Cited**

U.S. PATENT DOCUMENTS

D368,830 S * 4/1996 Lu D7/536
D494,010 S * 8/2004 Yuen D7/511
D527,252 S * 8/2006 Bolt et al. D9/418
D575,583 S * 8/2008 Morgan D7/510
D578,394 S * 10/2008 Shurtleff et al. D9/516
D598,242 S * 8/2009 Kusher D7/507
D620,913 S * 8/2010 Kim et al. D14/138 AD
D621,048 S * 8/2010 Severe et al. D24/167
D621,049 S * 8/2010 Takano et al. D24/169

(Continued)

Primary Examiner — Cynthia Underwood

(74) *Attorney, Agent, or Firm* — Global IP Services; Tianhua Gu

(57) **CLAIM**

The ornamental design for a drinking ware with multi-media module, as shown and described.

DESCRIPTION

FIG. 1 is a left-front perspective view of a drinking ware with multi-media module showing my new design; FIG. 2 is a left-front perspective view of a drinking ware shown separated from the multi-media module; FIG. 3 is a left-front perspective view of a multi-media module shown separated from the drinking ware; FIG. 4 is a front elevation view of the drinking ware shown separated from the multi-media module; FIG. 5 is a rear elevation view of the drinking ware; FIG. 6 is a right side elevation view of the drinking ware shown separated from the multi-media module; FIG. 7 is a left side elevation view of the drinking ware shown separated from the multi-media module; FIG. 8 is a top plan view of the drinking ware; FIG. 9 is a bottom plan view of the drinking ware; FIG. 10 is a front elevation view of the multi-media module shown separated from the drinking ware; FIG. 11 is a rear elevation view of the multi-media module shown separated from the drinking ware; FIG. 12 is a right side elevation view of the multi-media module shown separated from the drinking ware; FIG. 13 is a left side elevation view of the multi-media module shown separated from the drinking ware; FIG. 14 is a bottom plan view of the multi-media module shown separated from the drinking ware; and, FIG. 15 is a top plan view of the multi-media module shown separated from the drinking ware. The bottom plan of FIG. 9 and the rectangular inset of FIG. 14 shown by broken lines are for illustrative purposes only and form no part of the claimed design.

1 Claim, 6 Drawing Sheets



US D658,006 S

Page 2

U.S. PATENT DOCUMENTS			
D621,220 S *	8/2010	Lown et al.	D7/510
2005/0029265 A1 *	2/2005	Morgan et al.	220/254.9
2005/0045615 A1 *	3/2005	Sanoner et al.	219/387
2009/0250480 A1 *	10/2009	Pinelli	220/715
* cited by examiner			




Fig. 1




Fig. 2




Fig. 3



Fig. 8




Fig. 9




Fig. 4

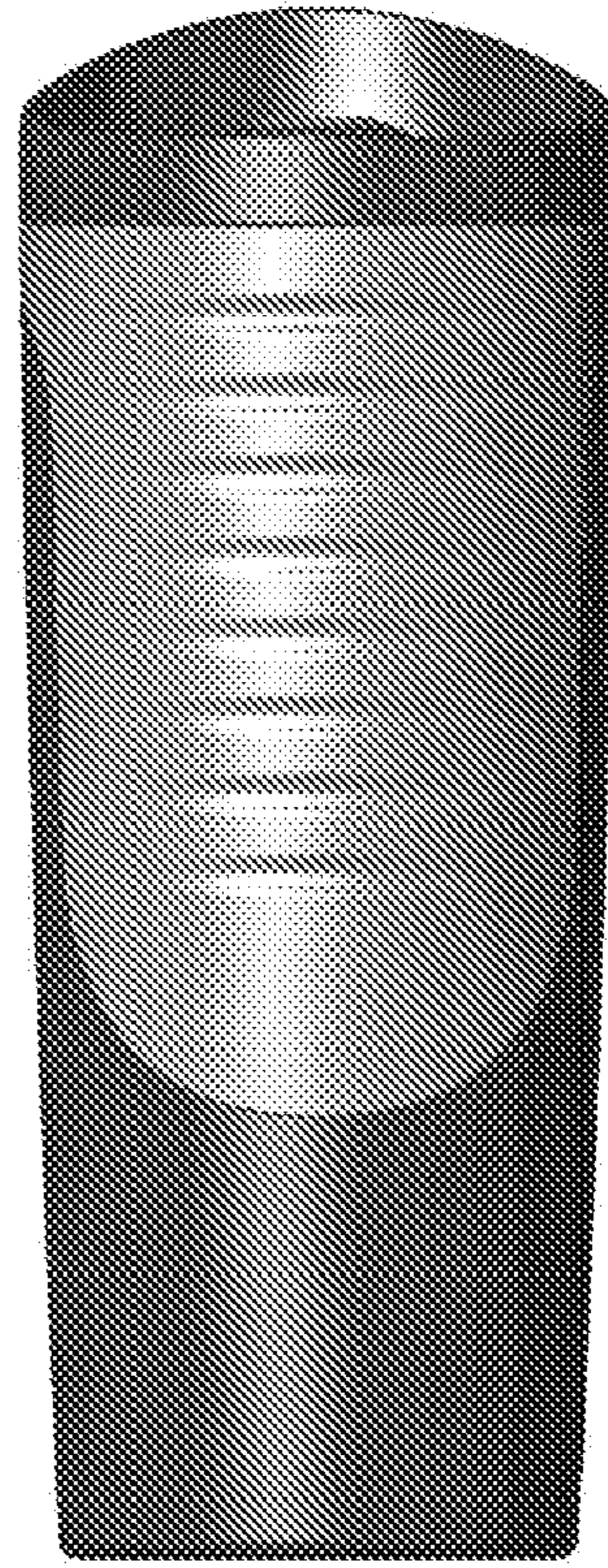


Fig. 5




Fig. 6




Fig. 7




Fig. 10




Fig. 11




Fig. 12




Fig. 13

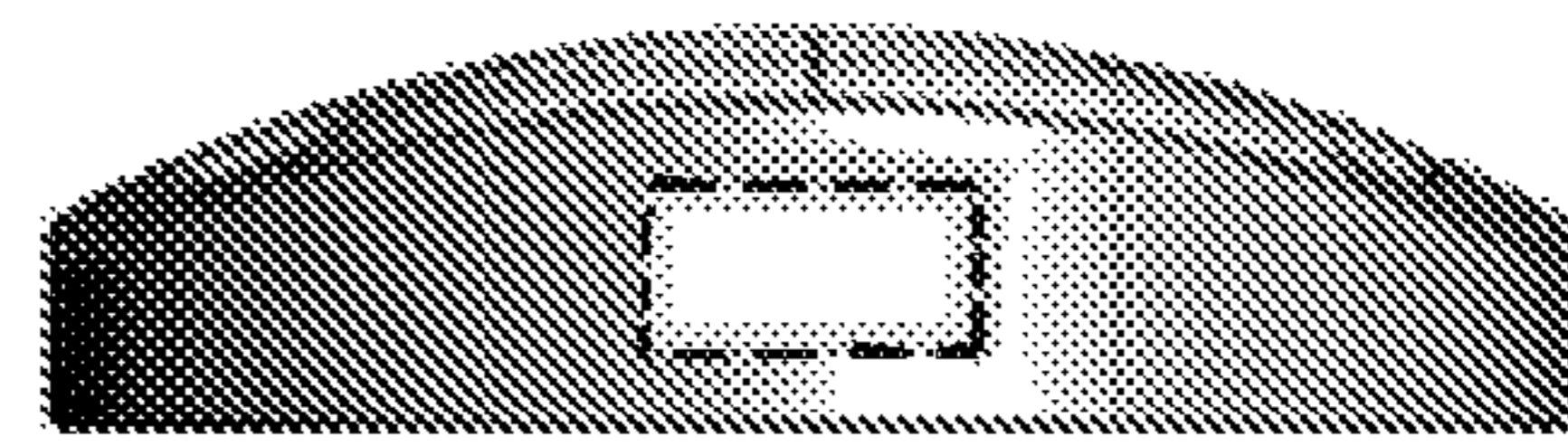


Fig. 14

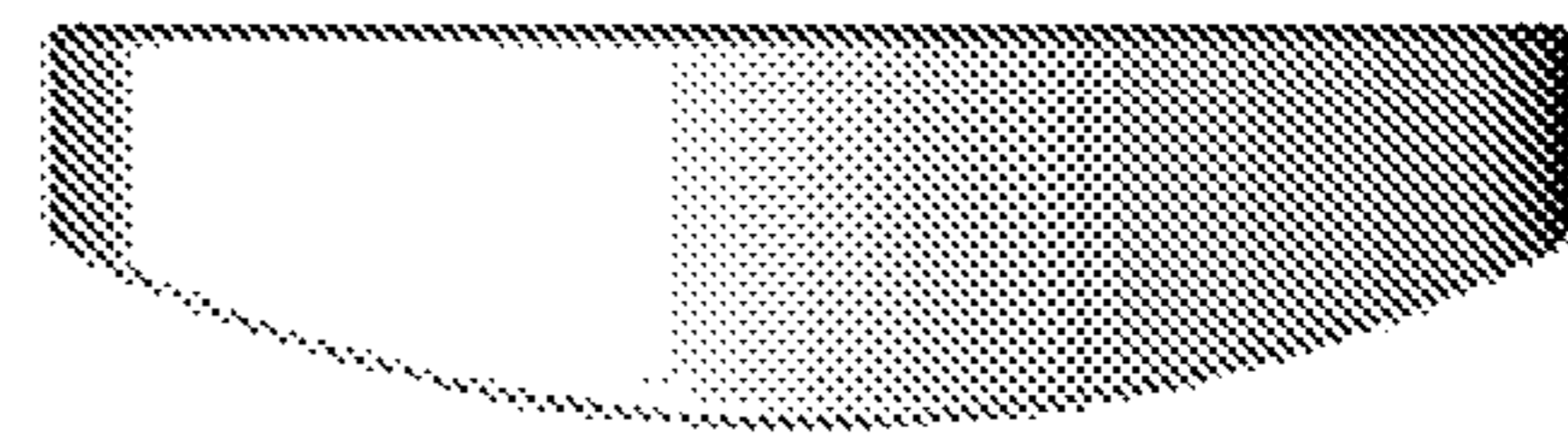


Fig. 15