



US00D658005S

(12) **United States Design Patent**
Haggerty et al.

(10) **Patent No.:** **US D658,005 S**
(45) **Date of Patent:** **** Apr. 24, 2012**

- (54) **CULINARY CUTTING BLADE**
- (75) Inventors: **Dennis P. Haggerty**, Austin, TX (US);
Jonathan B. Schmidt, Round Rock, TX (US)
- (73) Assignee: **Grace Manufacturing, Inc.**,
Russellville, AR (US)
- (**) Term: **14 Years**
- (21) Appl. No.: **29/365,512**
- (22) Filed: **Jul. 9, 2010**
- (51) **LOC (9) Cl.** **07-02**
- (52) **U.S. Cl.** **D7/412**
- (58) **Field of Classification Search** D7/305–311,
D7/317–318, 368, 372, 376–386, 412–415,
D7/665, 693; D8/20, 70; D15/7, 138–139;
83/356.3, 835, 865; 99/348, 508–511, 635;
125/15; 241/30–37.5, 92, 101.01–101.2,
241/166–169.1, 199.12, 282.1–282.2, 285.1–285.3,
241/291, 292.1; 366/64–67, 98, 130, 142,
366/197–211, 241–254, 279–292, 325.4,
366/341–347; 416/75–76, 70 R, 163; 451/450,
451/541, 547

See application file for complete search history.

(56) **References Cited**

U.S. PATENT DOCUMENTS

570,662	A *	11/1896	Cormack	366/325.4
926,327	A	6/1909	Hoffman		
927,164	A *	7/1909	Puffer	451/450
2,428,420	A	10/1947	Green		
2,564,217	A *	8/1951	Taylor	451/541
3,145,511	A *	8/1964	Bird et al.	451/541
3,761,027	A	9/1973	Mendoza		
4,082,230	A	4/1978	Bounds		
4,127,375	A	11/1978	Nelson		
4,212,430	A	7/1980	Dale et al.		
D258,588	S *	3/1981	Sugiura	D15/7
D258,589	S *	3/1981	Sugiura	D15/7
D268,112	S *	3/1983	Sugiura	D15/7

4,516,560	A *	5/1985	Cruickshank et al.	125/15
D293,074	S *	12/1987	Inoue	D8/20
4,821,617	A *	4/1989	Fjelkner et al.	83/835
5,058,814	A	10/1991	Ephraim et al.		
5,182,976	A *	2/1993	Wittkopp	83/835
5,261,613	A	11/1993	Mullarky		
D362,791	S	10/1995	Ming		
5,472,654	A	12/1995	Crawford		
5,673,862	A	10/1997	Wingler		
D397,012	S *	8/1998	Hariu	D8/70
D401,822	S *	12/1998	Pearlman	D8/20
D401,829	S *	12/1998	Hariu	D8/70
5,960,709	A	10/1999	Yip		
5,983,769	A *	11/1999	Schneider	83/865
D443,281	S *	6/2001	Sodergard	D15/7
6,277,017	B1 *	8/2001	Ji	451/547
D447,496	S *	9/2001	Lee et al.	D15/139
D460,767	S *	7/2002	Kim et al.	D15/139
D463,965	S *	10/2002	Lee et al.	D8/70

(Continued)

Primary Examiner — Ricky Pham

(74) *Attorney, Agent, or Firm* — Warner Norcross & Judd LLP


(57) **CLAIM**

The ornamental design for culinary cutting blade, as shown and described.

DESCRIPTION

FIG. 1 is a front perspective view of a culinary cutting blade showing our new design;
 FIG. 2 is a top view thereof;
 FIG. 3 is a right side view thereof, the left side being a mirror image thereof; and,
 FIG. 4 is an enlarged perspective view thereof.
 FIGS. 1-4 show features of a culinary cutting blade in phantom lines. These features are shown for environmental purposes and do not form any part of the claimed design. Further, the phantom lines immediately adjacent the solid-line portions of the design form the boundary of the design, with the phantom lines forming no part of the claimed design.

1 Claim, 3 Drawing Sheets



US D658,005 S

Page 2

U.S. PATENT DOCUMENTS

6,520,436 B1 2/2003 Herren
6,568,383 B2 * 5/2003 Spangenberg 125/15
D477,207 S * 7/2003 Kim et al. D8/70
6,616,075 B1 9/2003 Millerd
D483,631 S * 12/2003 Koike et al. D8/20
7,204,440 B2 4/2007 Fouse et al.

D587,979 S * 3/2009 Jeiziner et al. D8/70
7,500,628 B2 3/2009 Berger et al.
7,648,088 B2 1/2010 Eikelenberg et al.
D633,928 S * 3/2011 Nilsson et al. D15/138
2005/0121017 A1 * 6/2005 Koike et al. 125/15
2009/0166455 A1 7/2009 Pai

* cited by examiner

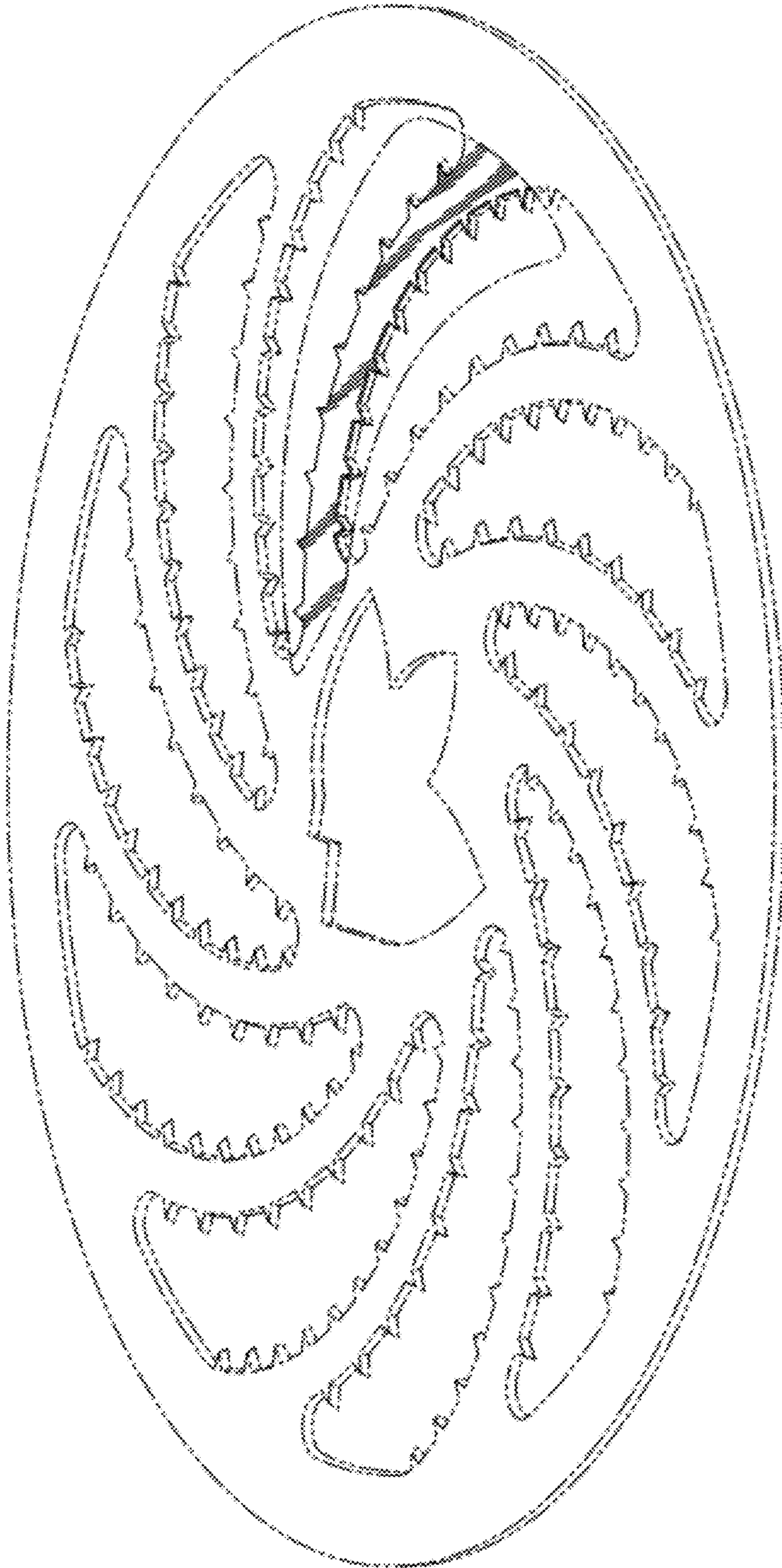


Fig. 1

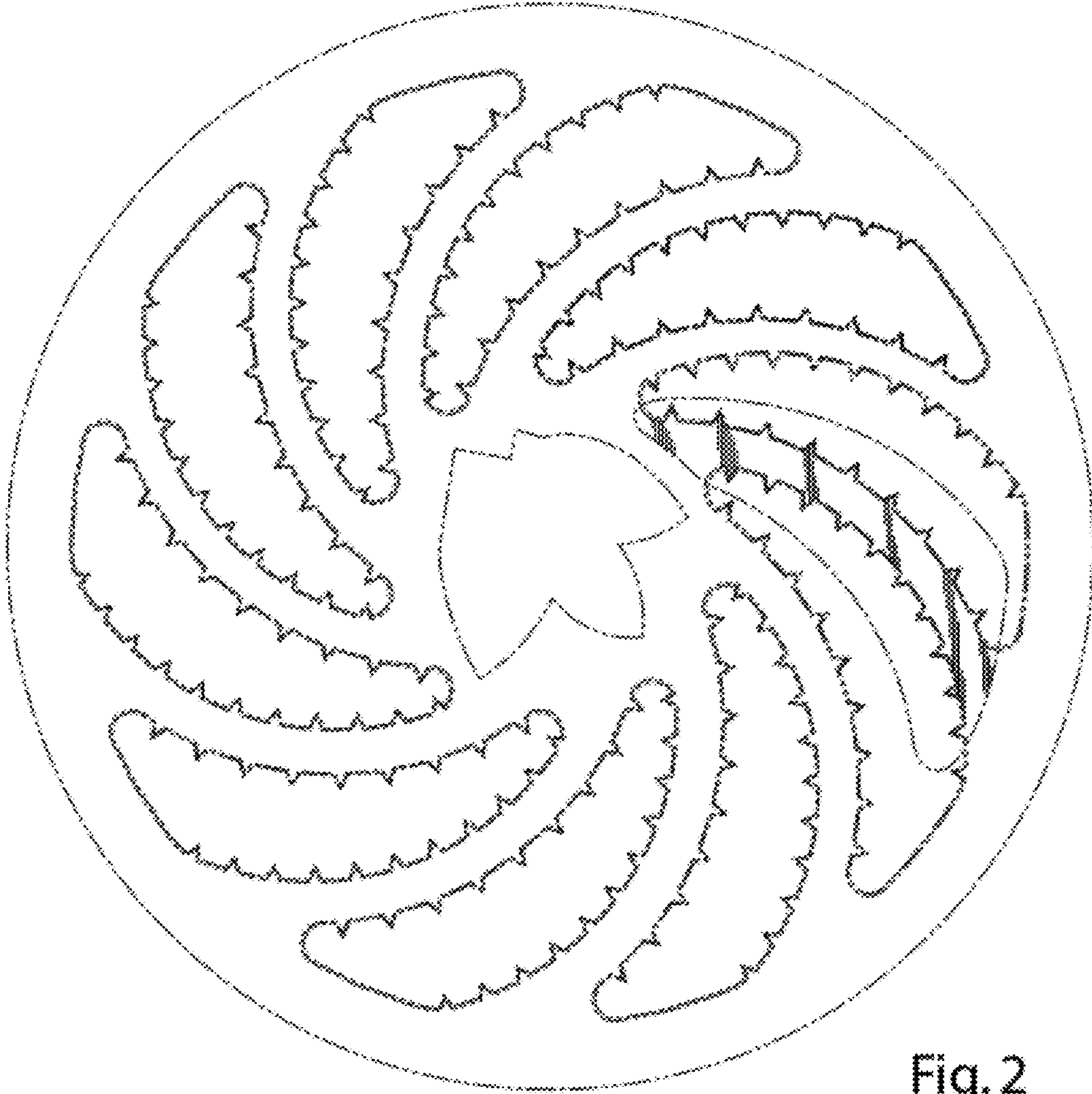


Fig. 2

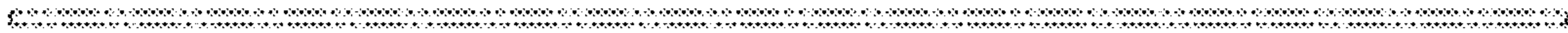


Fig. 3

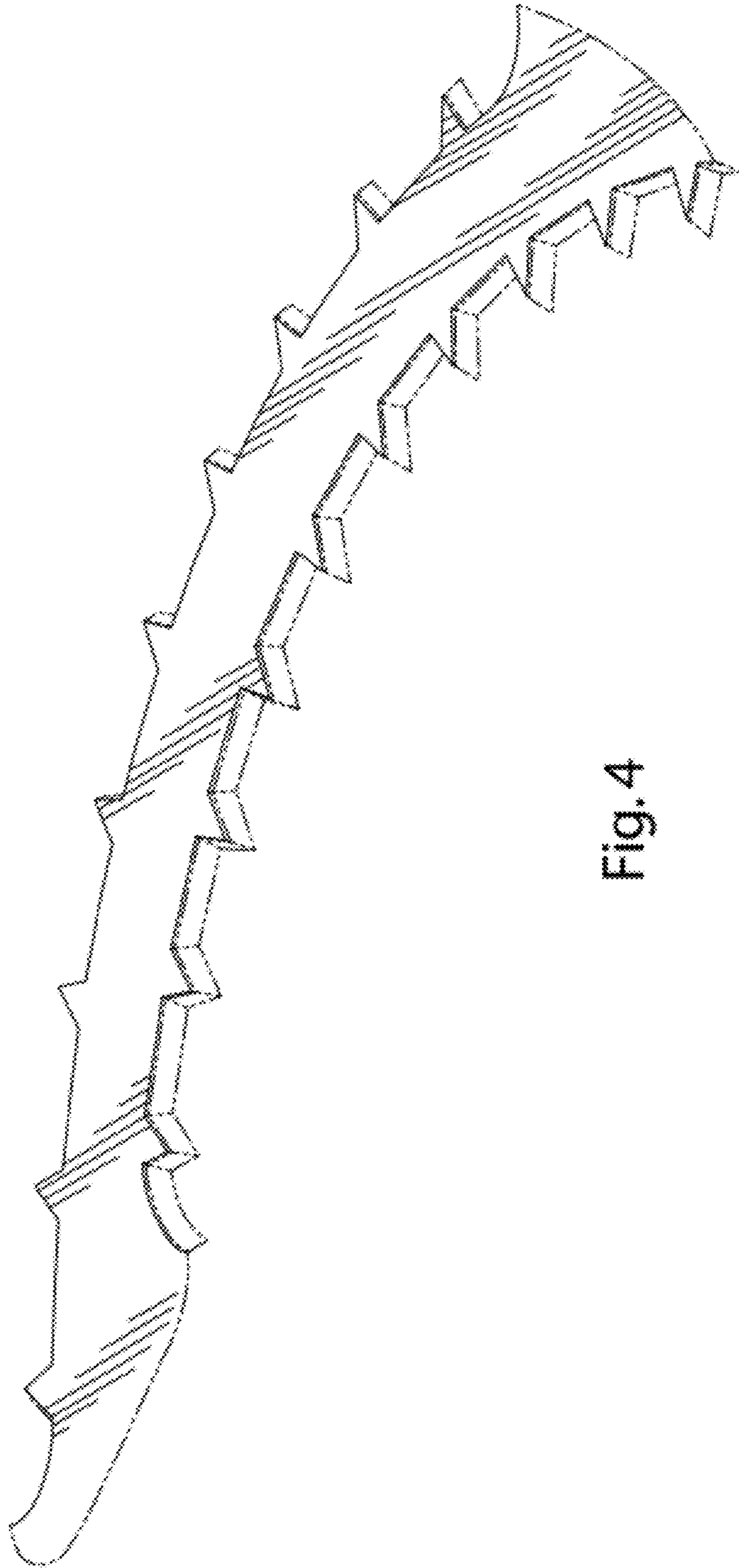


Fig. 4