



US00D658004S

(12) **United States Design Patent**
Rae

(10) **Patent No.:** **US D658,004 S**
(45) **Date of Patent:** **** Apr. 24, 2012**

- (54) **EXTENDING COOKWARE HANDLE WITH END OPENING**
- (75) Inventor: **Robert A. Rae**, Las Vegas, NV (US)
- (73) Assignee: **Meyer Intellectual Properties Limited** (VG)
- (**) Term: **14 Years**
- (21) Appl. No.: **29/374,229**
- (22) Filed: **Jul. 15, 2011**
- (51) **LOC (9) Cl.** **07-02**
- (52) **U.S. Cl.** **D7/395**
- (58) **Field of Classification Search** D7/354–361, D7/393–395, 664; D8/107, 300, 303, 307, D8/313, 321; D4/138, 129; 16/421, 430, 16/431, 110.1, 407; 220/573.1–573.5, 752, 220/753, 755, 756, 759, 767, 771, 912
See application file for complete search history.

(56) **References Cited**

U.S. PATENT DOCUMENTS

D482,567 S *	11/2003	Demers	D7/395
D514,379 S *	2/2006	Kerr et al.	D7/395
D555,425 S *	11/2007	Rae	D7/395
D560,426 S *	1/2008	Prakasa	D7/395
D560,428 S *	1/2008	Prakasa	D7/395
D560,429 S *	1/2008	Prakasa	D7/395

D567,579 S *	4/2008	Rae	D7/393
D569,682 S *	5/2008	Prakasa	D7/393
D575,982 S *	9/2008	Rae	D7/393
D581,721 S *	12/2008	Rae	D7/360
D592,452 S *	5/2009	Tetreault	D7/395
D593,794 S *	6/2009	Rae	D7/395
D596,897 S *	7/2009	Tetreault et al.	D7/395
D596,898 S *	7/2009	Tetreault et al.	D7/395
D630,055 S *	1/2011	Rae	D7/395

* cited by examiner

Primary Examiner — Cynthia M Chin

(74) *Attorney, Agent, or Firm* — Edward S. Sherman

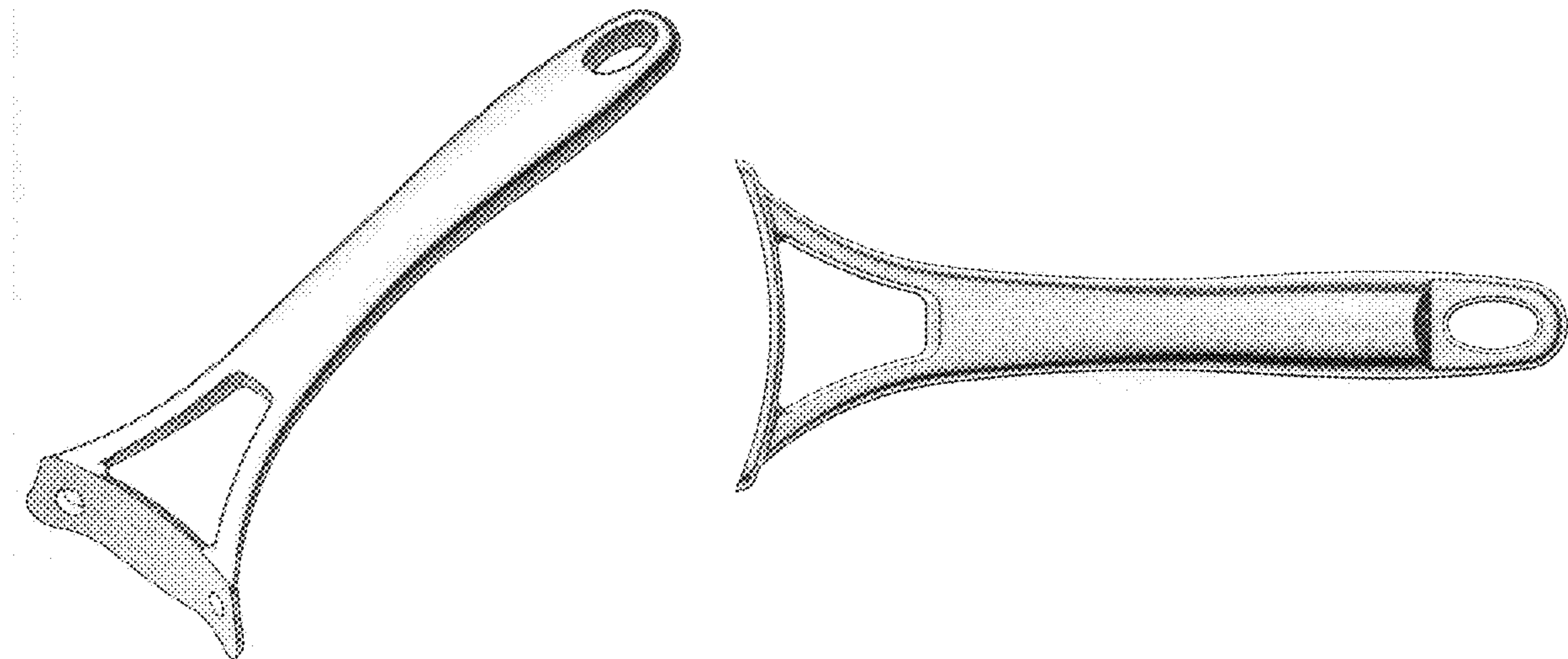
(57) **CLAIM**

The ornamental design for an “extending cookware handle with end opening,” as shown and described.

DESCRIPTION

FIG. 1 is a perspective view of the “extending cookware handle with end opening” showing my new design;
 FIG. 2 is a right side elevational view thereof, the left side elevational view being a mirror image thereof.
 FIG. 3 is a top plan view thereof;
 FIG. 4 is a bottom plan view thereof;
 FIG. 5 is a front elevation thereof; and,
 FIG. 6 is a back elevation view thereof.
 The broken lines in FIGS. 1, 2, 5 and 6 are for illustrative purposes only, depicting the environment of the new design, forming no part thereof as claimed.

1 Claim, 3 Drawing Sheets



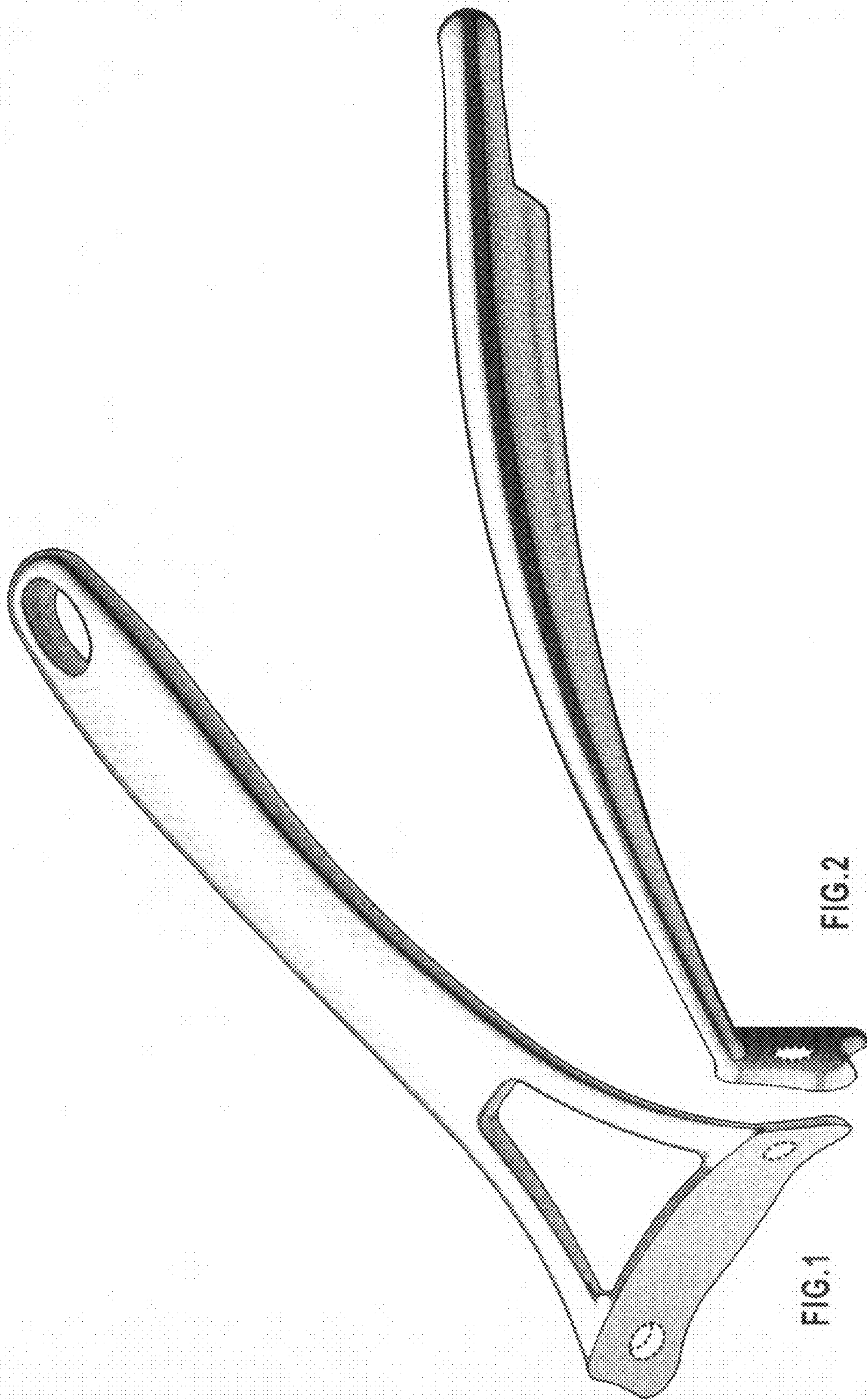


FIG. 2

FIG. 1

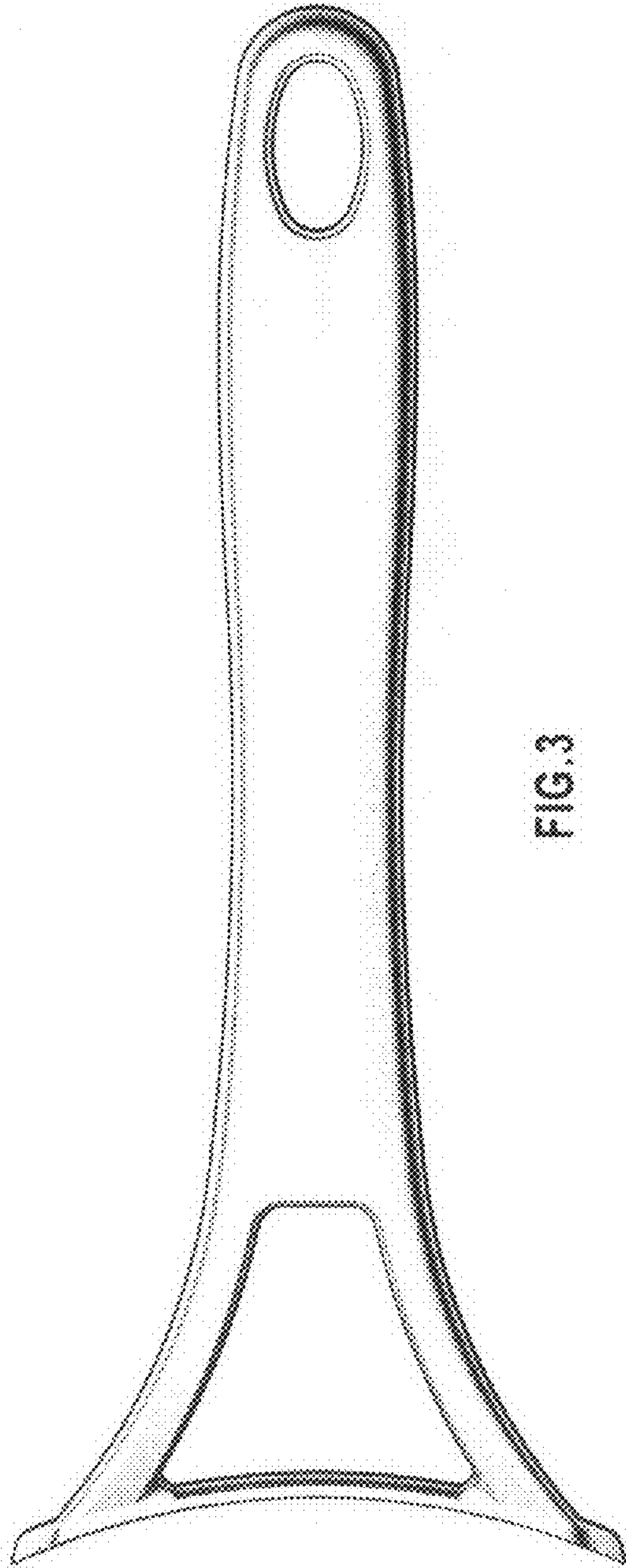


FIG. 3

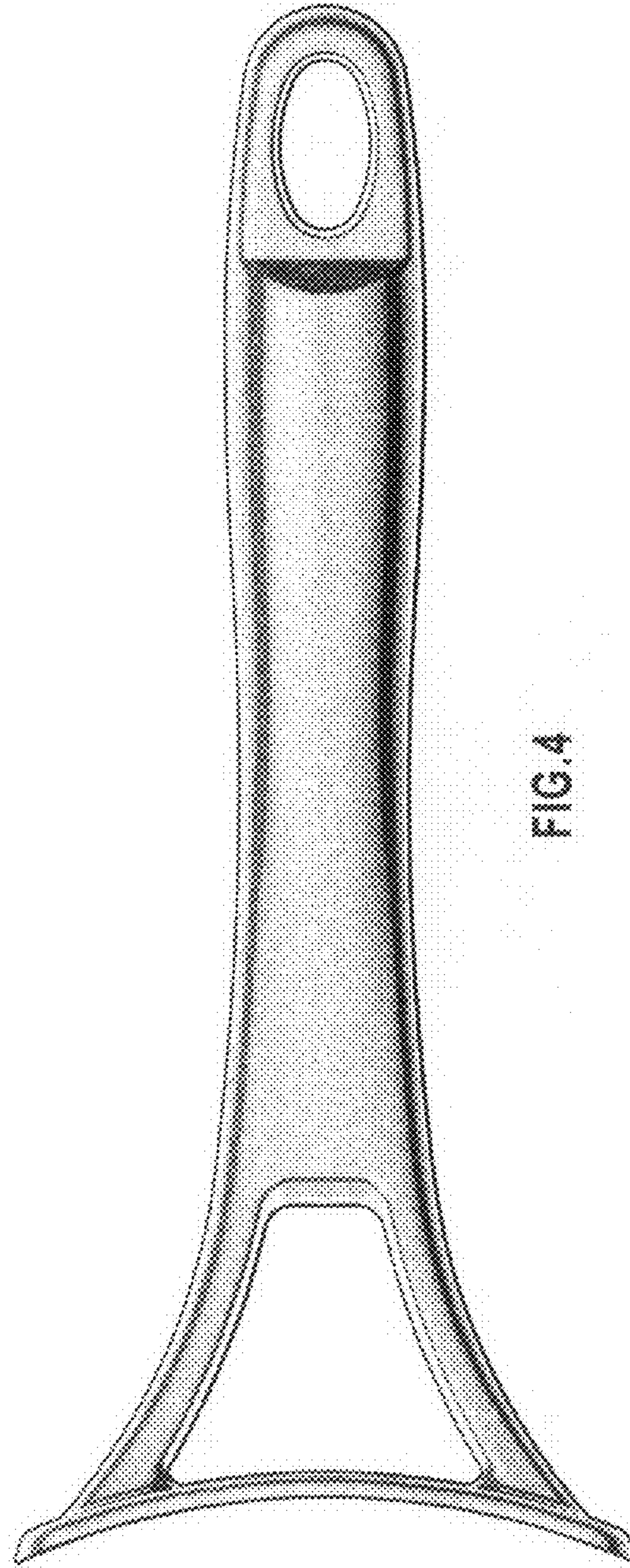


FIG. 4

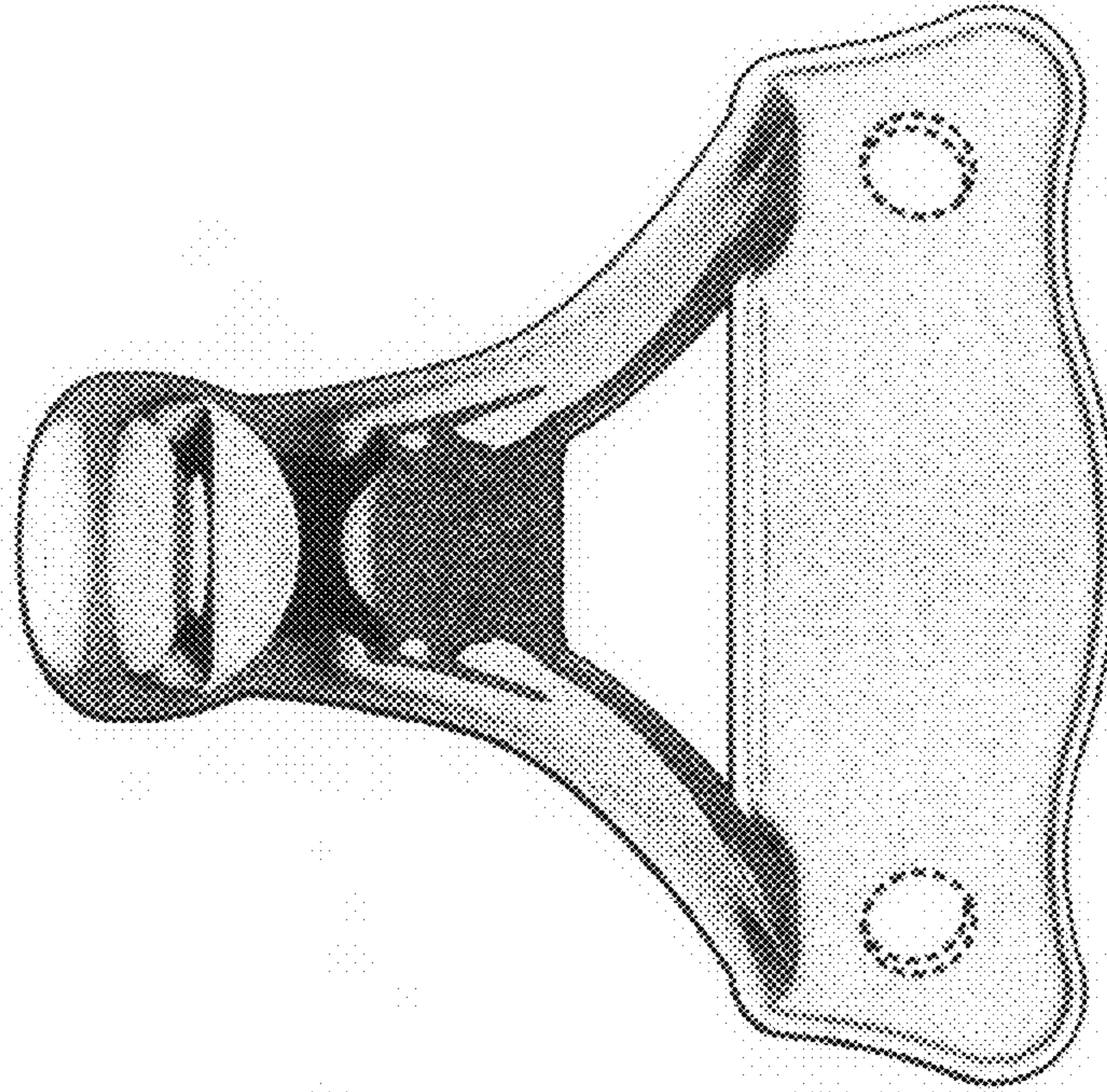


FIG. 5

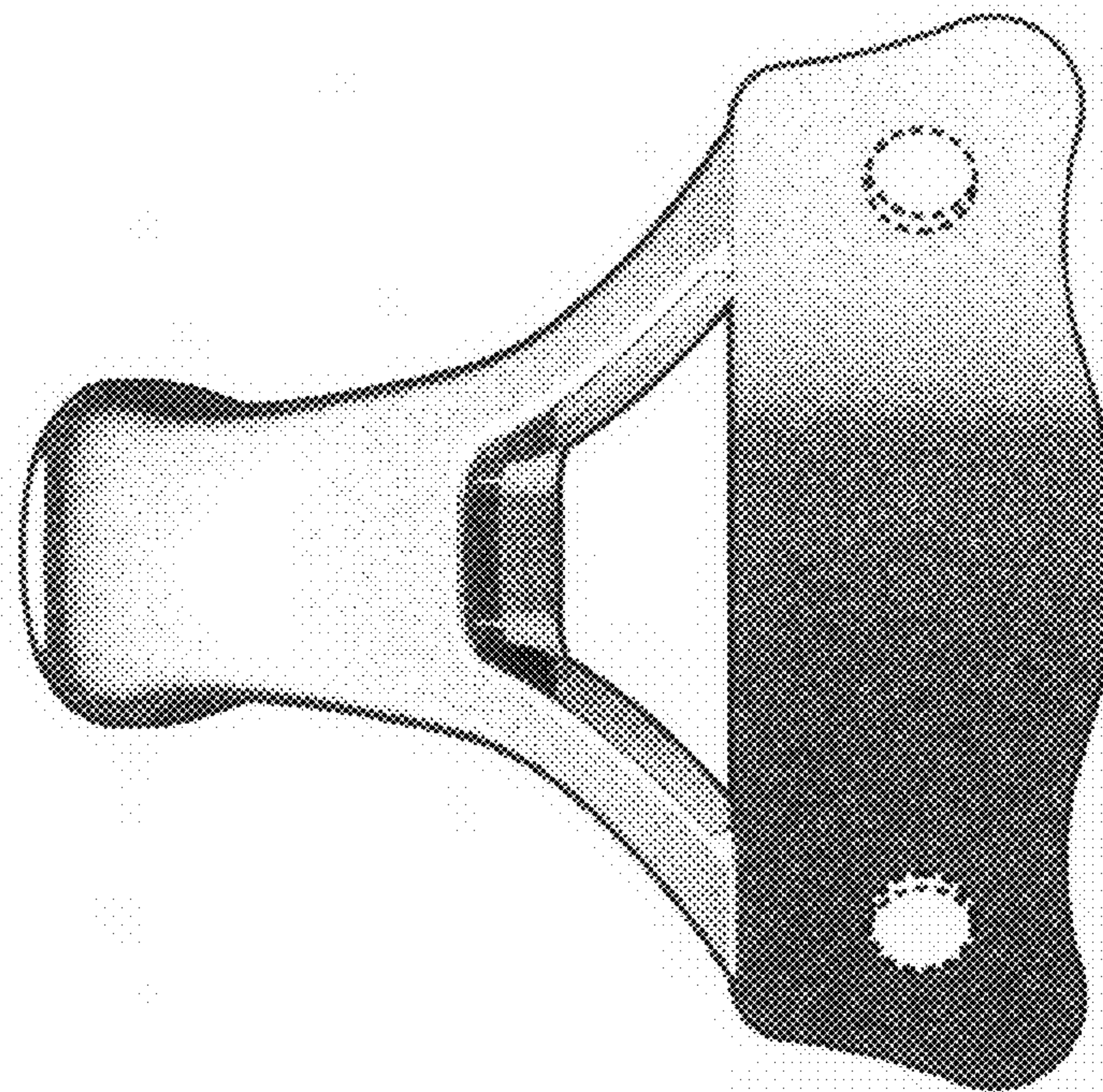


FIG. 6