



US00D658002S

(12) **United States Design Patent**  
**Rae**

(10) **Patent No.:** **US D658,002 S**

(45) **Date of Patent:** **\*\* Apr. 24, 2012**

(54) **EXTENDING COOKWARE HANDLE**

(75) Inventor: **Robert A. Rae**, Las Vegas, NV (US)

(73) Assignee: **Meyer Intellectual Properties Limited**  
(VG)

(\*\*) Term: **14 Years**

(21) Appl. No.: **29/374,218**

(22) Filed: **Jul. 15, 2011**

(51) **LOC (9) Cl.** ..... **07-02**

(52) **U.S. Cl.** ..... **D7/395**

(58) **Field of Classification Search** ..... D7/354-361,  
D7/393-395, 664; D8/107, 300, 303, 307,  
D8/313, 321; D4/138, 129; 16/421, 430,  
16/431, 110.1, 407; 220/573.1-573.5, 752,  
220/753, 755, 756, 759, 767, 771, 912

See application file for complete search history.

(56) **References Cited**

**U.S. PATENT DOCUMENTS**

3,272,547	A	*	9/1966	Pryce	.....	220/759
D233,001	S	*	10/1974	Greger	.....	D7/395
D482,567	S	*	11/2003	Demers	.....	D7/395
D482,568	S	*	11/2003	Demers et al.	.....	D7/395
D494,007	S	*	8/2004	Rae	.....	D7/395

D501,357	S	*	2/2005	Rae	.....	D7/395
D518,331	S	*	4/2006	Rae	.....	D7/395
D555,418	S	*	11/2007	Cheng	.....	D7/354
D555,973	S	*	11/2007	Rae	.....	D7/395
D561,527	S	*	2/2008	Giannone	.....	D7/395
D589,746	S	*	4/2009	Rae	.....	D7/395

\* cited by examiner

*Primary Examiner* — Cynthia M Chin

(74) *Attorney, Agent, or Firm* — Edward S. Sherman

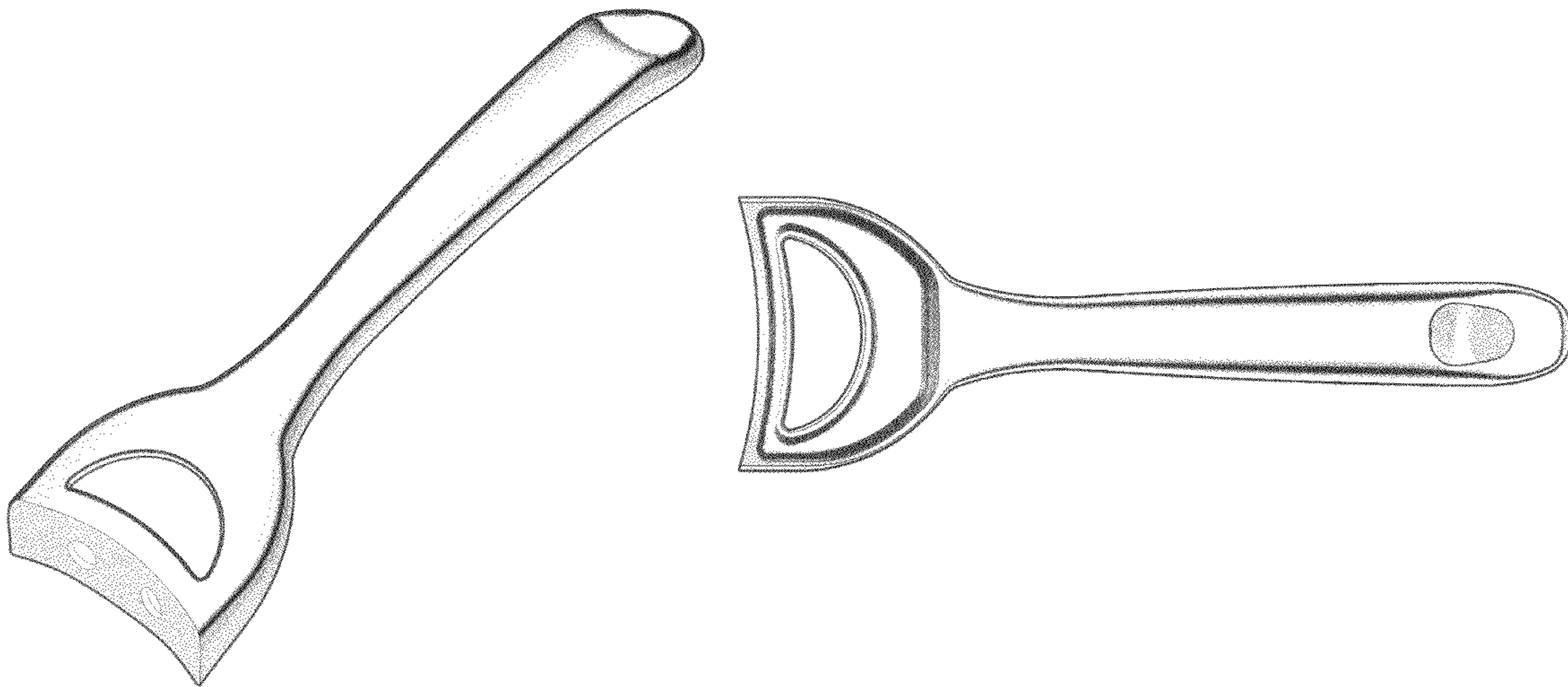
(57) **CLAIM**

The ornamental design for an “extending cookware handle,” as shown and described.

**DESCRIPTION**

FIG. 1 is a perspective view of the “extending cookware handle” showing my new design; FIG. 2 is a right side elevational view thereof, the left side elevational view being a mirror image thereof. FIG. 3 is a top plan view thereof; FIG. 4 is a bottom plan view thereof; FIG. 5 is a front elevation thereof; and, FIG. 6 is a back elevation view thereof. The broken lines in FIGS. 1, 5 and 6 are for illustrative purposes only, depicting the environment of the new design, forming no part thereof as claimed.

**1 Claim, 3 Drawing Sheets**



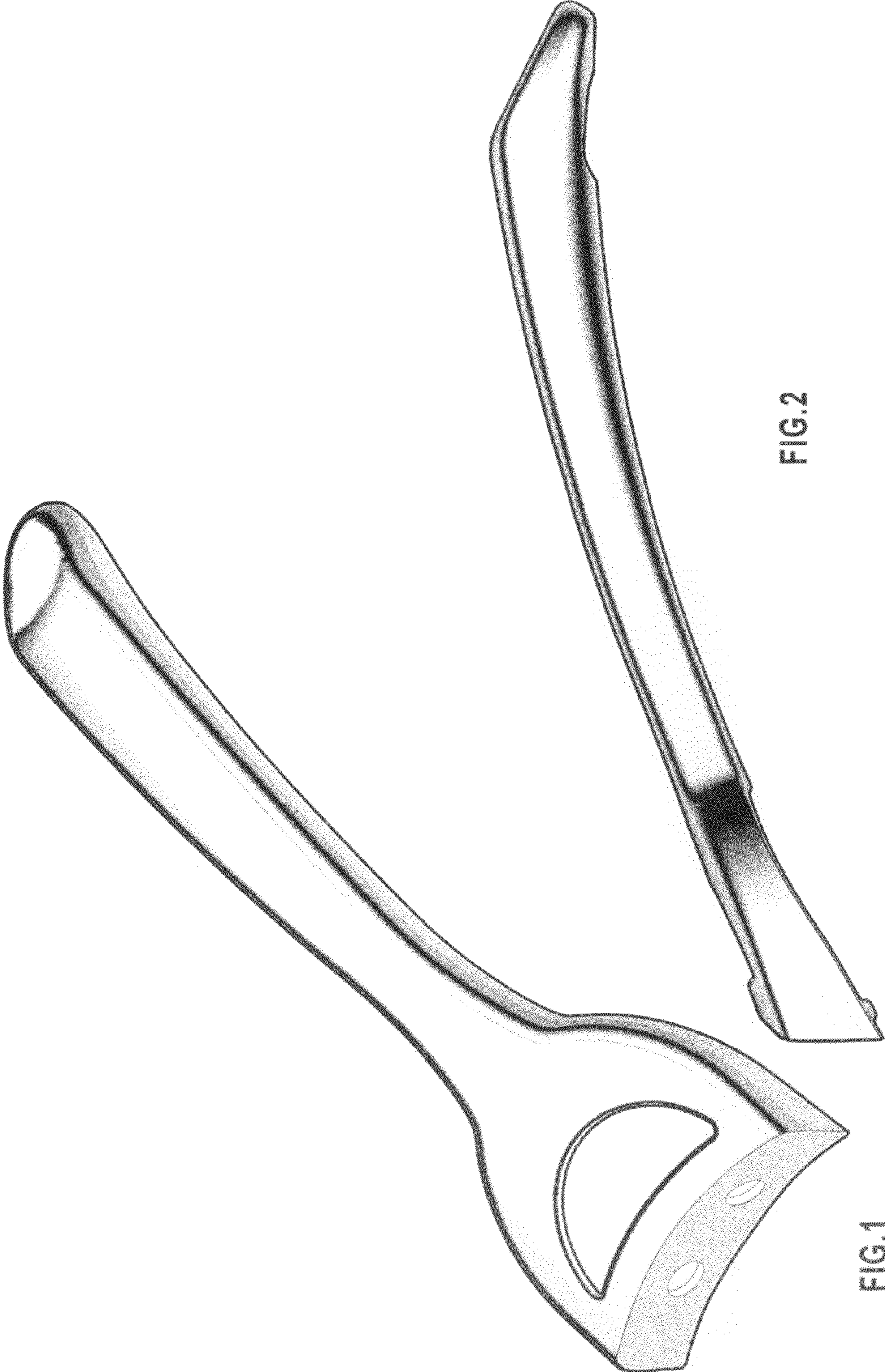


FIG.2

FIG.1



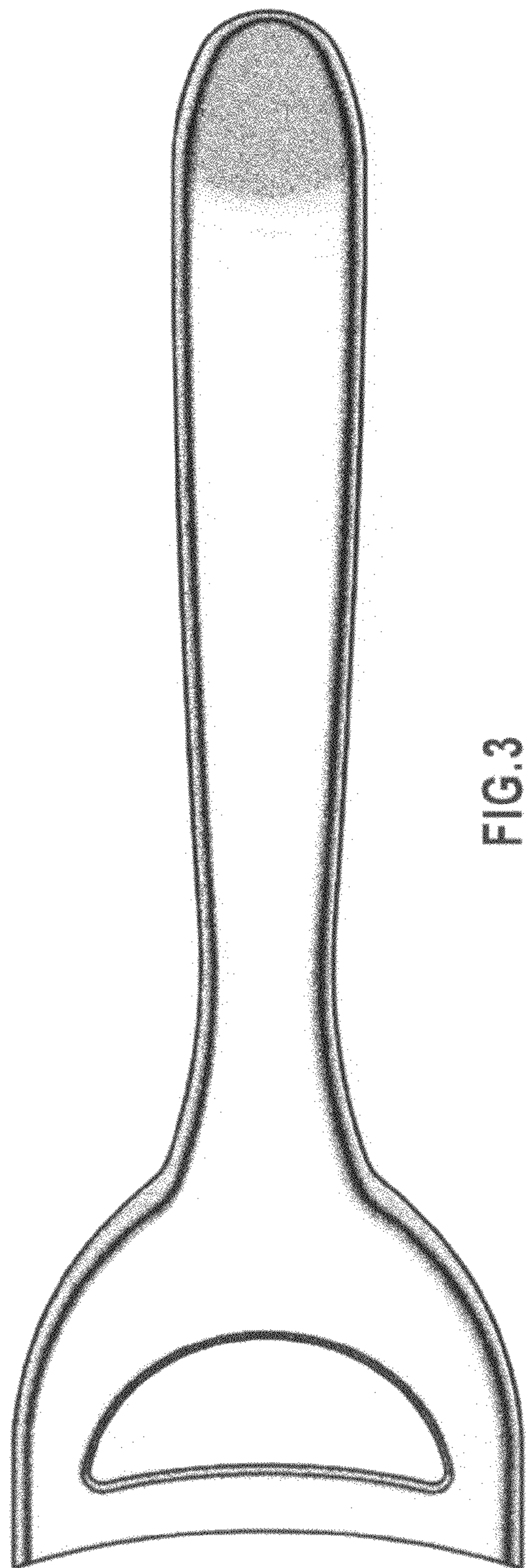


FIG. 3

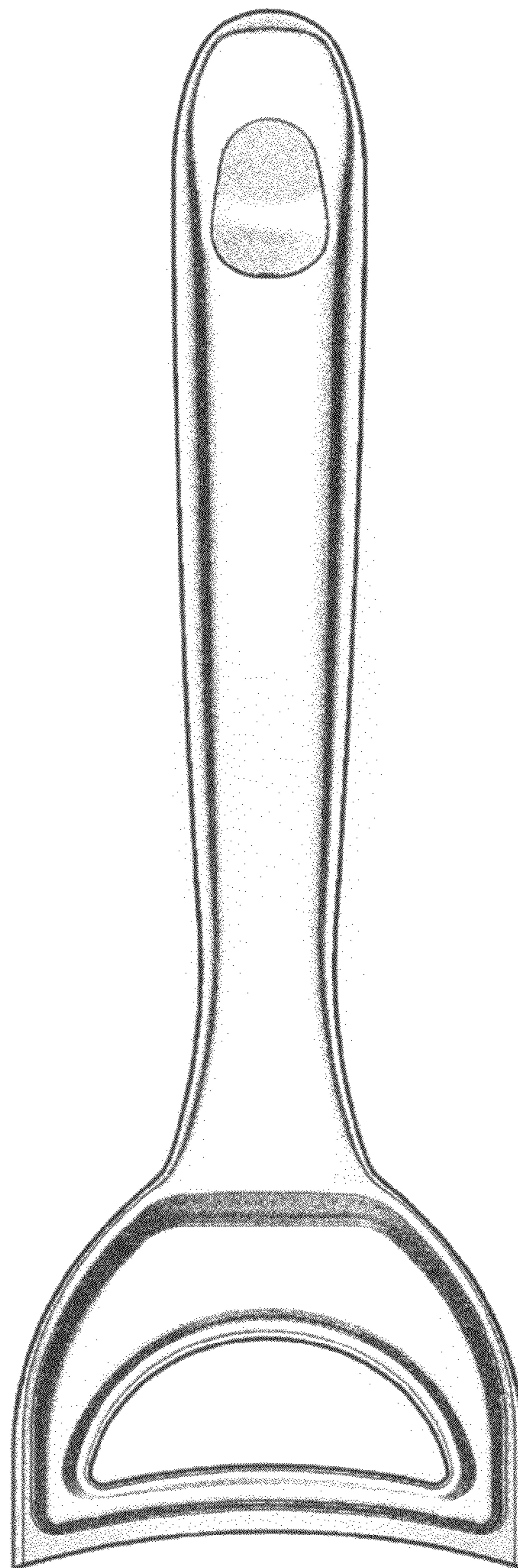


FIG. 4



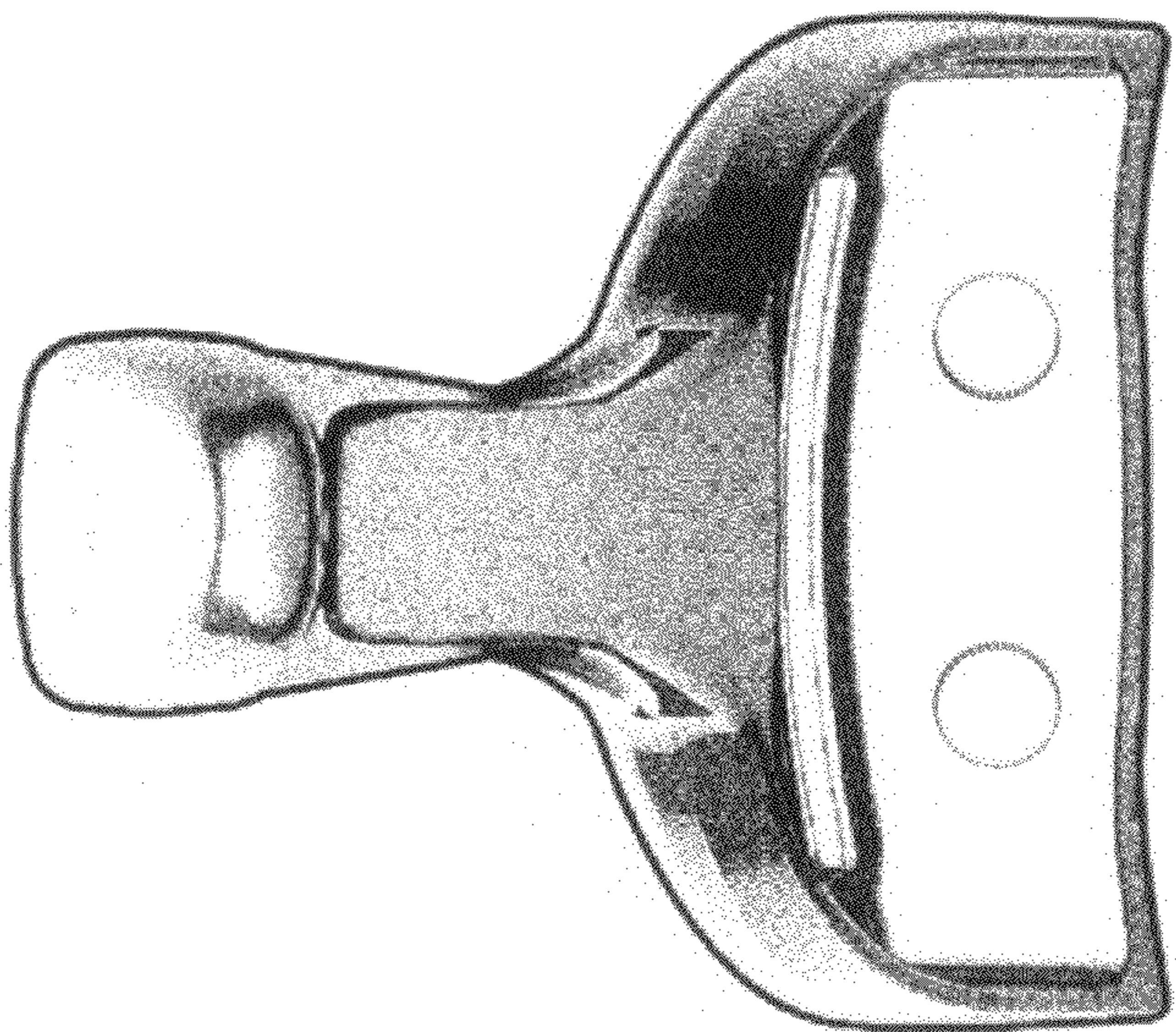


FIG. 6




FIG. 5