



US00D658001S

(12) **United States Design Patent**  
**Cheng et al.**

(10) **Patent No.:** **US D658,001 S**

(45) **Date of Patent:** **\*\* Apr. 24, 2012**

(54) **COOKWARE LID HANDLE HAVING  
CONTRASTING EMBEDDED PORTION**

(75) Inventors: **Stanley Kin Sui Cheng**, Hillsborough,  
CA (US); **Robert A Rae**, Las Vegas, NV  
(US)

(73) Assignee: **Meyer Intellectual Properties Limited**  
(VG)

(\*\*) Term: **14 Years**

(21) Appl. No.: **29/402,355**

(22) Filed: **Sep. 22, 2011**

**Related U.S. Application Data**

(63) Continuation-in-part of application No. 29/372,418,  
filed on Nov. 16, 2010, now Pat. No. Des. 652,673.

(51) **LOC (9) Cl.** ..... **07-02**

(52) **U.S. Cl.** ..... **D7/394**

(58) **Field of Classification Search** ..... D7/354–361,  
D7/391, 393–395, 396.2, 514, 664; D8/107,  
D8/300, 301, 306, 315, 316, 317, 319, 320,  
D8/321; 16/430, 431, 110.1, 114.1, 407,  
16/416, 429, 443, 441; 220/377, 573.1–573.5,  
220/752, 753, 755, 756, 760, 772, 773, 912;  
D3/318; 138/121, 145, 173

See application file for complete search history.

(56) **References Cited**

U.S. PATENT DOCUMENTS

D493,349	S	*	7/2004	Tetreault et al.	.....	D8/317
D506,666	S	*	6/2005	Tetreault et al.	.....	D8/317
D507,718	S	*	7/2005	Kellermann et al.	.....	D7/360
D537,294	S	*	2/2007	Levy et al.	.....	D7/393
D570,186	S	*	6/2008	Hanes	.....	D8/317
D588,403	S	*	3/2009	Tetreault	.....	D7/394
D611,297	S	*	3/2010	Tetreault	.....	D7/394
D652,673	S	*	1/2012	Cheng et al.	.....	D7/394
D653,077	S	*	1/2012	Cheng et al.	.....	D7/394

\* cited by examiner

*Primary Examiner* — Cynthia M Chin

(74) *Attorney, Agent, or Firm* — Edward S. Sherman

(57) **CLAIM**

The ornamental design for a cookware lid handle having  
contrasting embedded portion, as shown and described.

**DESCRIPTION**

FIG. 1 is a perspective view of the “cookware lid handle  
having contrasting embedded portion”, showing my new  
design;

FIG. 2 is a front side elevation view thereof; the back side  
elevation being a mirror image thereof;

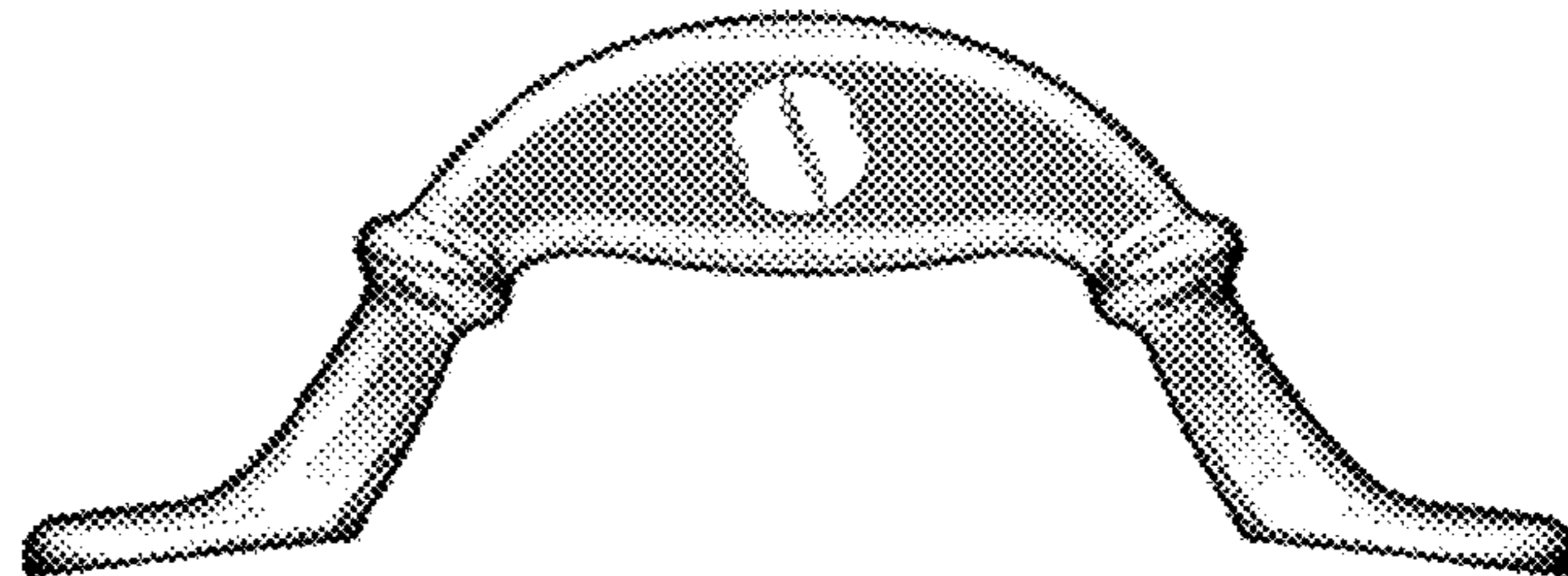
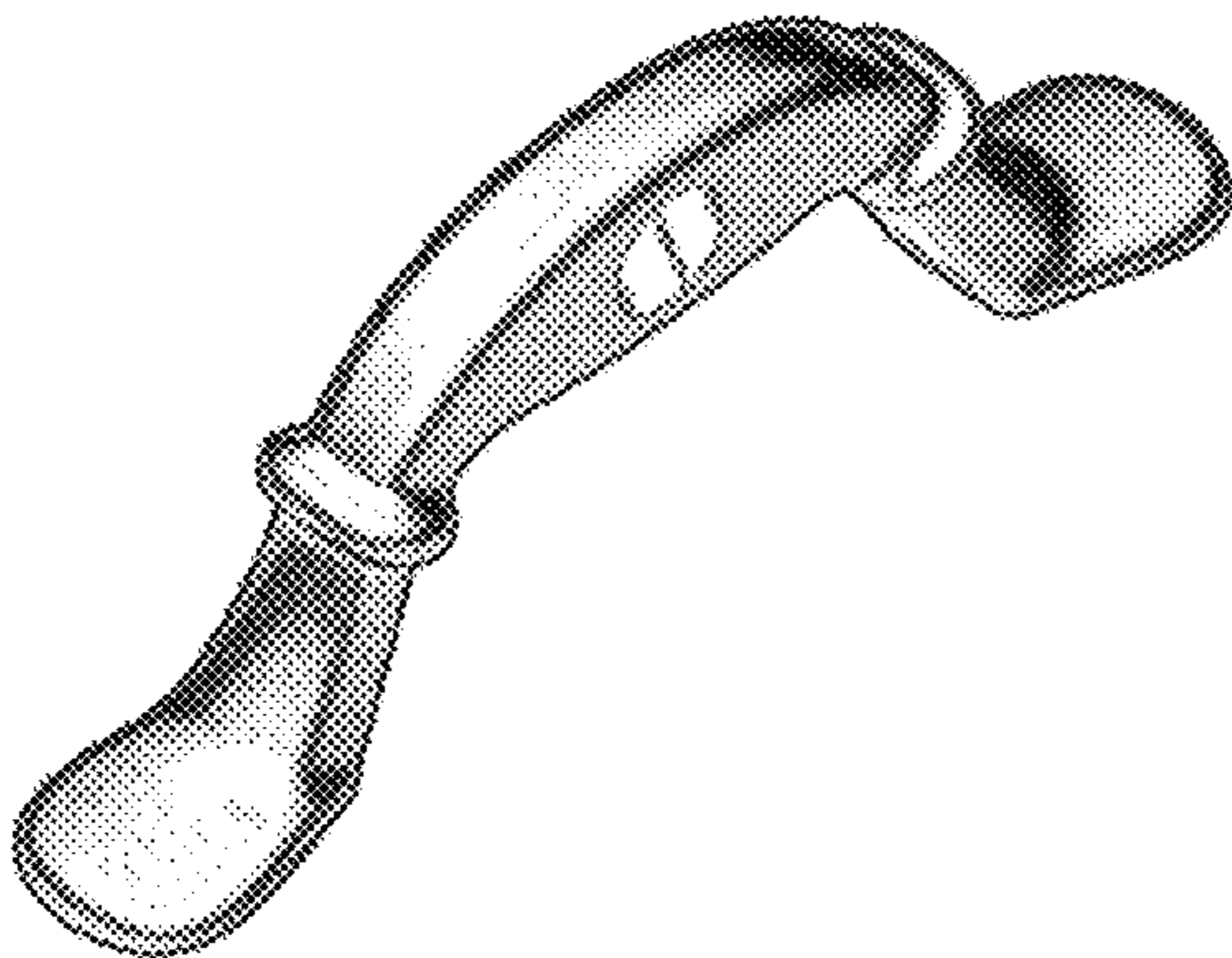
FIG. 3 is a top plan view thereof;

FIG. 4 is a bottom plan view thereof; and,

FIG. 5 is a left elevation view thereof; the right side elevation  
view being a mirror image thereof.

The handle has an embedded metallic portion that contrasts  
the surrounding material that forms the greater part of the  
handle.

**1 Claim, 3 Drawing Sheets**



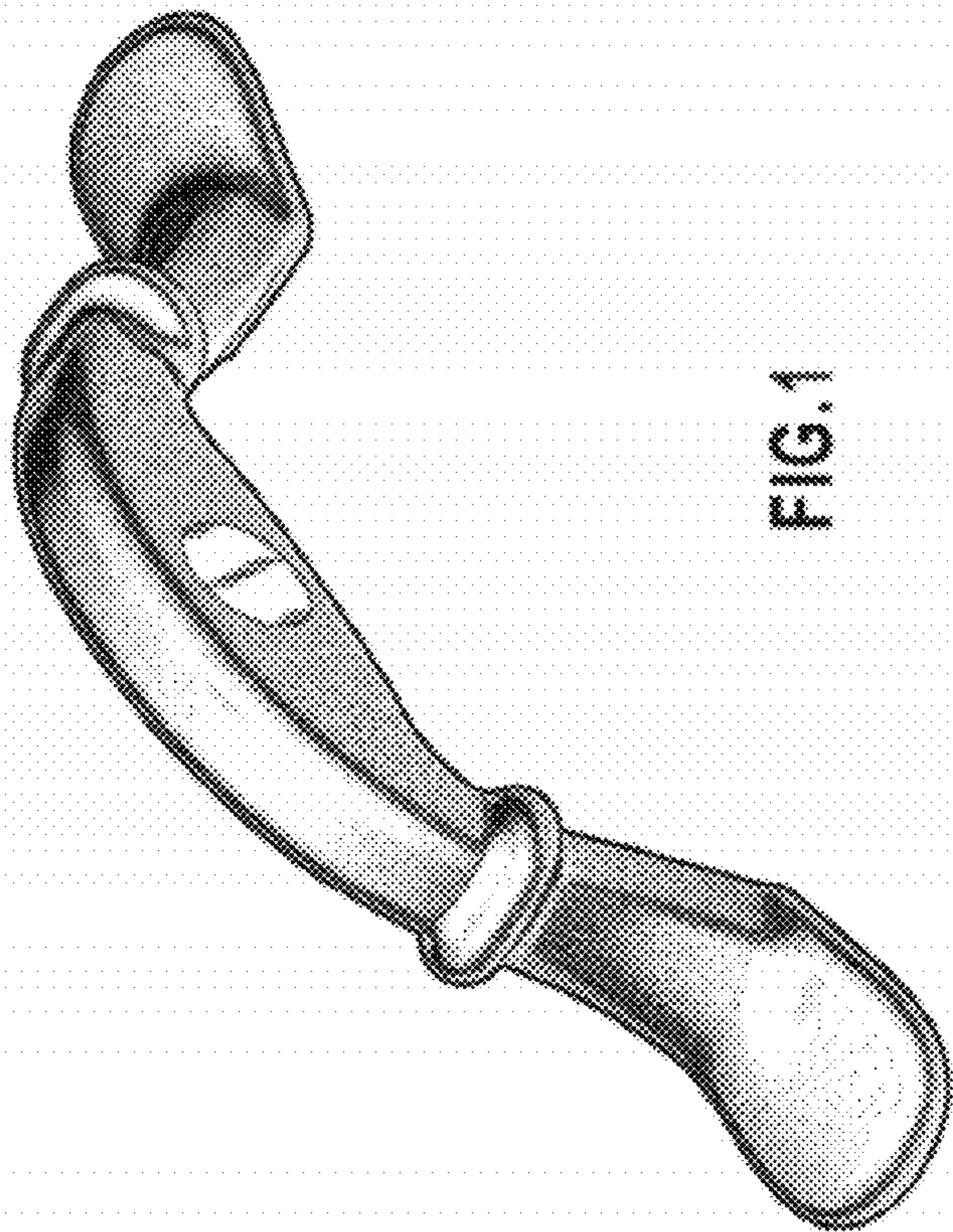


FIG. 1

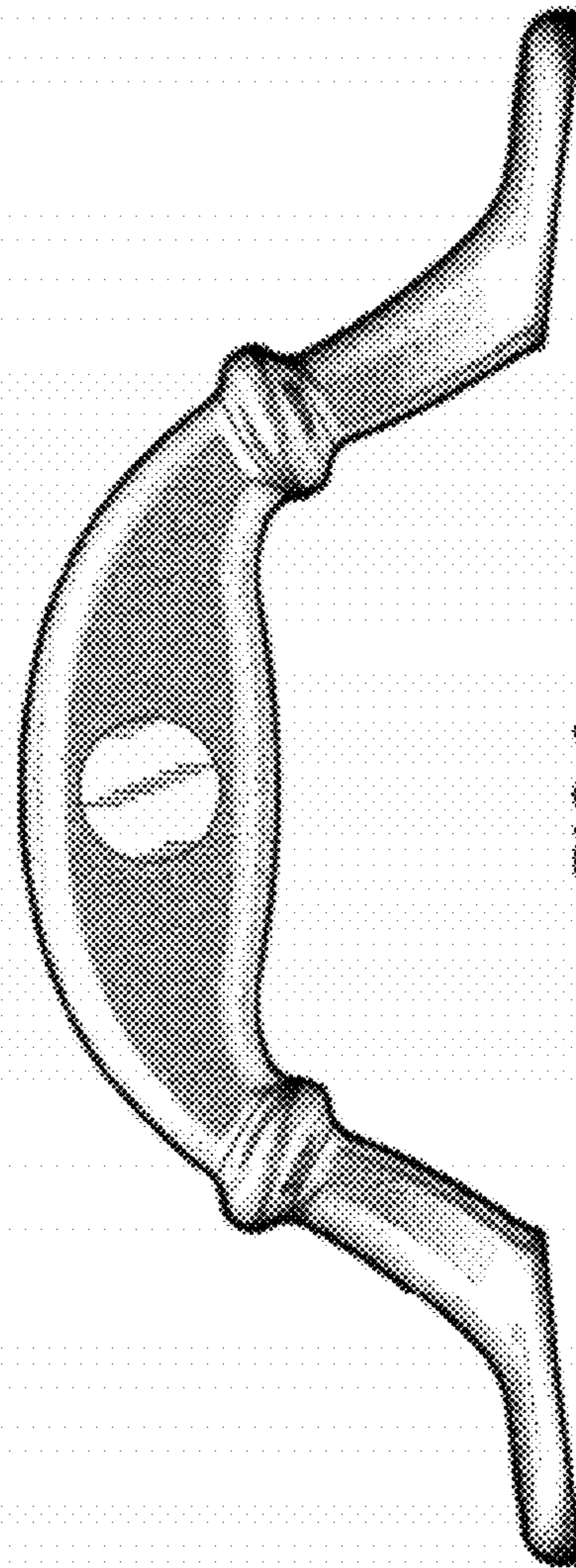


FIG. 2






FIG. 3

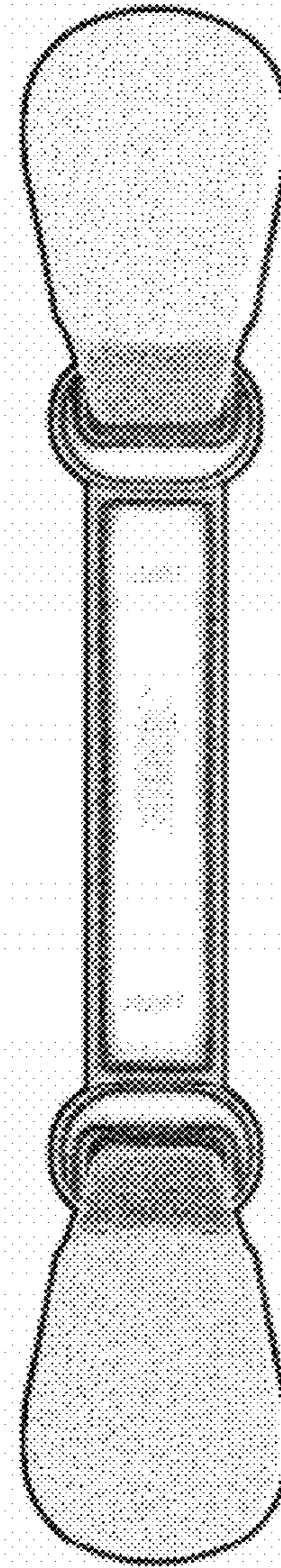


FIG. 4

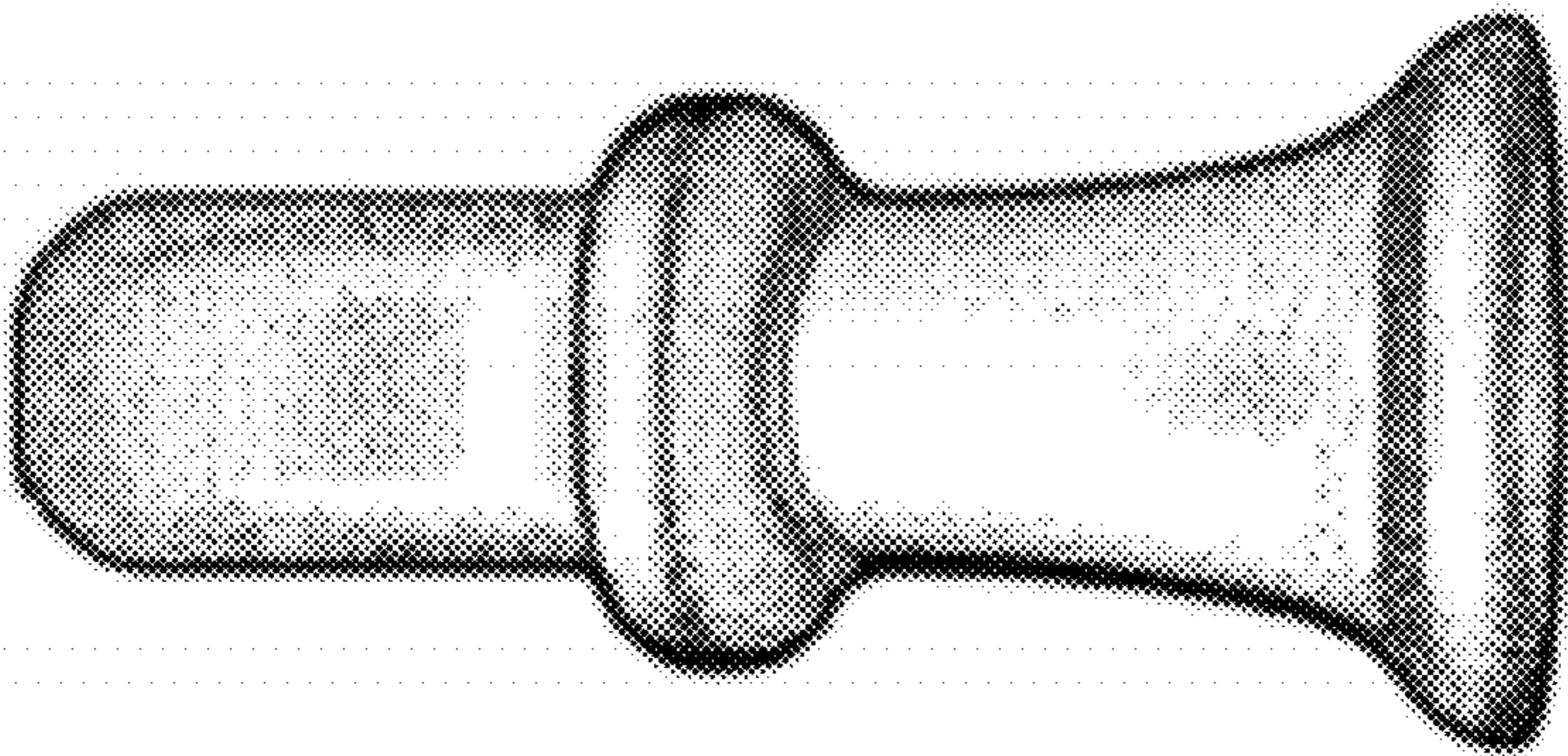


FIG. 5