



US00D657999S

(12) **United States Design Patent**  
**Rae**

(10) **Patent No.:** **US D657,999 S**  
(45) **Date of Patent:** **\*\* Apr. 24, 2012**

(54) **COOKWARE LID HANDLE WITH ROUNDED GRIP**

(75) Inventor: **Robert A. Rae**, Las Vegas, NV (US)

(73) Assignee: **Meyer Intellectual Properties Limited**  
(VG)

(\*\*) Term: **14 Years**

(21) Appl. No.: **29/374,232**

(22) Filed: **Jul. 15, 2011**

(51) **LOC (9) Cl.** ..... **07-02**

(52) **U.S. Cl.** ..... **D7/394**

(58) **Field of Classification Search** ..... D7/354–361,  
D7/391, 393–395, 396.2, 514, 664; D8/107,  
D8/300, 301, 306, 315, 316, 317, 319, 320,  
D8/321; 16/430, 431, 110.1, 114.1, 407,  
16/416, 429, 443, 441; 220/377, 573.1–573.5,  
220/752, 753, 755, 756, 760, 772, 773, 912;  
D3/318; 138/121, 145, 173

See application file for complete search history.

(56) **References Cited**

U.S. PATENT DOCUMENTS

D505,046 S \* 5/2005 Rae ..... D7/395  
D506,350 S \* 6/2005 Cheng ..... D7/360  
D507,931 S \* 8/2005 Rae ..... D7/393  
D565,890 S \* 4/2008 Bunting et al. .... D7/394

D580,705 S \* 11/2008 Moulin Robson ..... D7/394  
D584,921 S \* 1/2009 Moulin Robson ..... D7/394  
D588,402 S \* 3/2009 Rae ..... D7/394  
D592,449 S \* 5/2009 Rae ..... D7/394  
D614,912 S \* 5/2010 Pantaleo ..... D7/394  
D630,049 S \* 1/2011 Rae ..... D7/394  
D634,973 S \* 3/2011 Rae ..... D7/394  
D644,483 S \* 9/2011 Rae ..... D7/394

\* cited by examiner

*Primary Examiner* — Cynthia M Chin

(74) *Attorney, Agent, or Firm* — Edward S. Sherman

(57) **CLAIM**

The ornamental design for a “cookware lid handle with rounded grip,” as shown and described.

**DESCRIPTION**

FIG. 1 is a perspective view of the “cookware lid handle with rounded grip” showing my new design;

FIG. 2 is a right side elevational view thereof, the left side elevational view being a mirror image thereof.

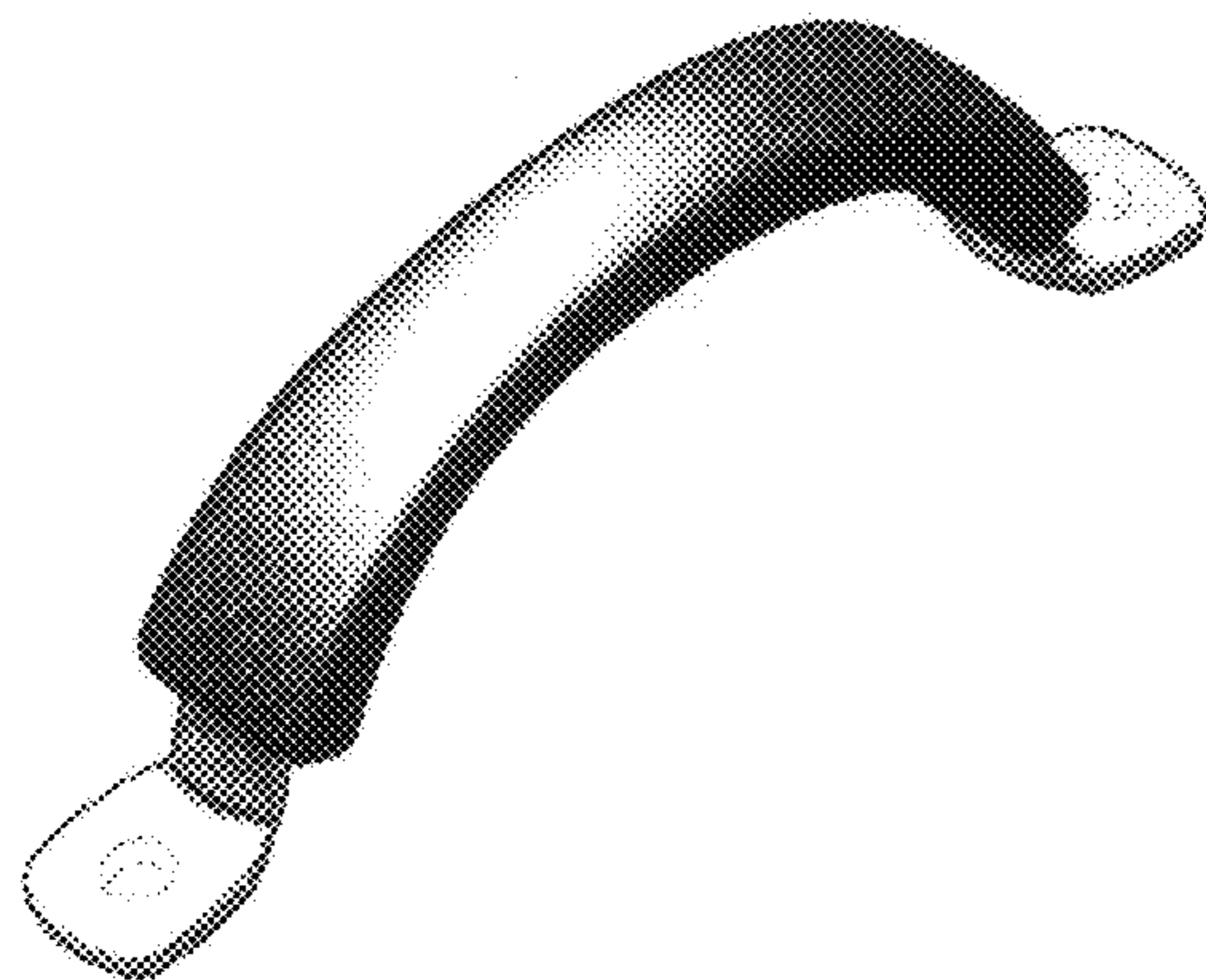
FIG. 3 is a top plan view thereof;

FIG. 4 is a bottom plan view thereof; and,

FIG. 5 is a front and back elevation thereof.

The broken lines in FIGS. 1, 3, 4 and 5 are for illustrative purposes only, depicting the environment of the new design, forming no part thereof as claimed.

**1 Claim, 3 Drawing Sheets**



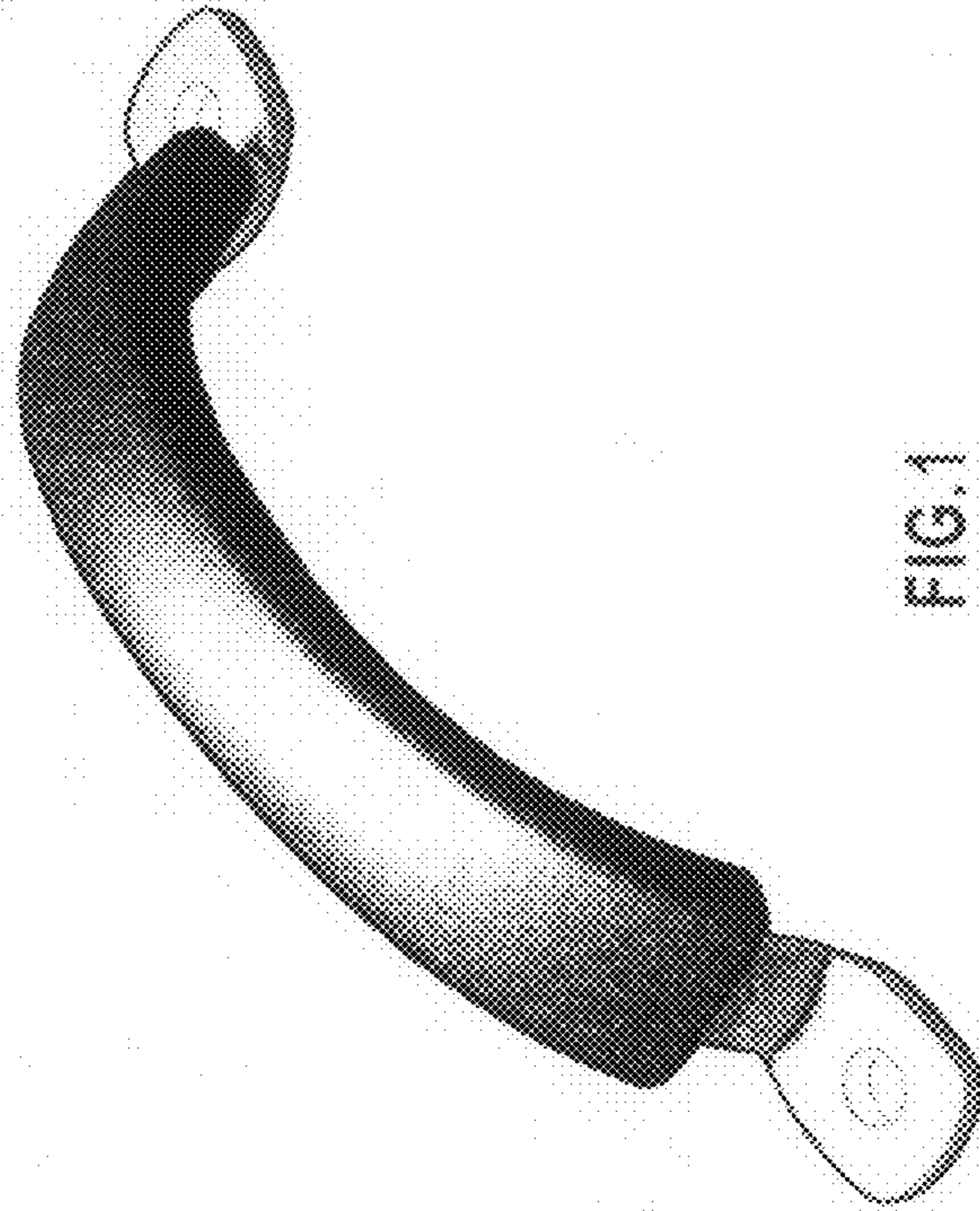


FIG. 1




FIG. 2




FIG. 3




FIG. 4




FIG. 5