



US00D657998S

(12) **United States Design Patent**
Rae

(10) **Patent No.:** **US D657,998 S**

(45) **Date of Patent:** **** Apr. 24, 2012**

(54) **COOKWARE SIDE HANDLE WITH GRIP**

(75) Inventor: **Robert A. Rae**, Las Vegas, NV (US)

(73) Assignee: **Meyer Intellectual Properties Limited**
(VG)

(**) Term: **14 Years**

(21) Appl. No.: **29/374,231**

(22) Filed: **Jul. 15, 2011**

(51) **LOC (9) Cl.** **07-02**

(52) **U.S. Cl.** **D7/394**

(58) **Field of Classification Search** D7/354-361,
D7/391, 393-395, 396.2, 514, 664; D8/107,
D8/300, 301, 306, 315, 316, 317, 319, 320,
D8/321; 16/430, 431, 110.1, 114.1, 407,
16/416, 429, 443, 441; 220/377, 573.1-573.5,
220/752, 753, 755, 756, 760, 772, 773, 912;
D3/318; 138/121, 145, 173

See application file for complete search history.

(56) **References Cited**

U.S. PATENT DOCUMENTS

4,059,867	A	*	11/1977	Adamis	220/752
D482,234	S	*	11/2003	Rae	D7/394
D488,993	S	*	4/2004	Denys	D8/319
D506,350	S	*	6/2005	Cheng	D7/360
D528,353	S	*	9/2006	Brady et al.	D7/360
D588,401	S	*	3/2009	Rae	D7/394
D588,402	S	*	3/2009	Rae	D7/394

D588,404	S	*	3/2009	Tetreault	D7/394
D609,047	S	*	2/2010	Rae	D7/394
D610,400	S	*	2/2010	Pantaleo	D7/394
D615,351	S	*	5/2010	Pantaleo	D7/394
D617,139	S	*	6/2010	Rae	D7/394
D630,052	S	*	1/2011	Rae	D7/394
D644,870	S	*	9/2011	Rae	D7/394

* cited by examiner

Primary Examiner — Cynthia M Chin

(74) *Attorney, Agent, or Firm* — Edward S. Sherman


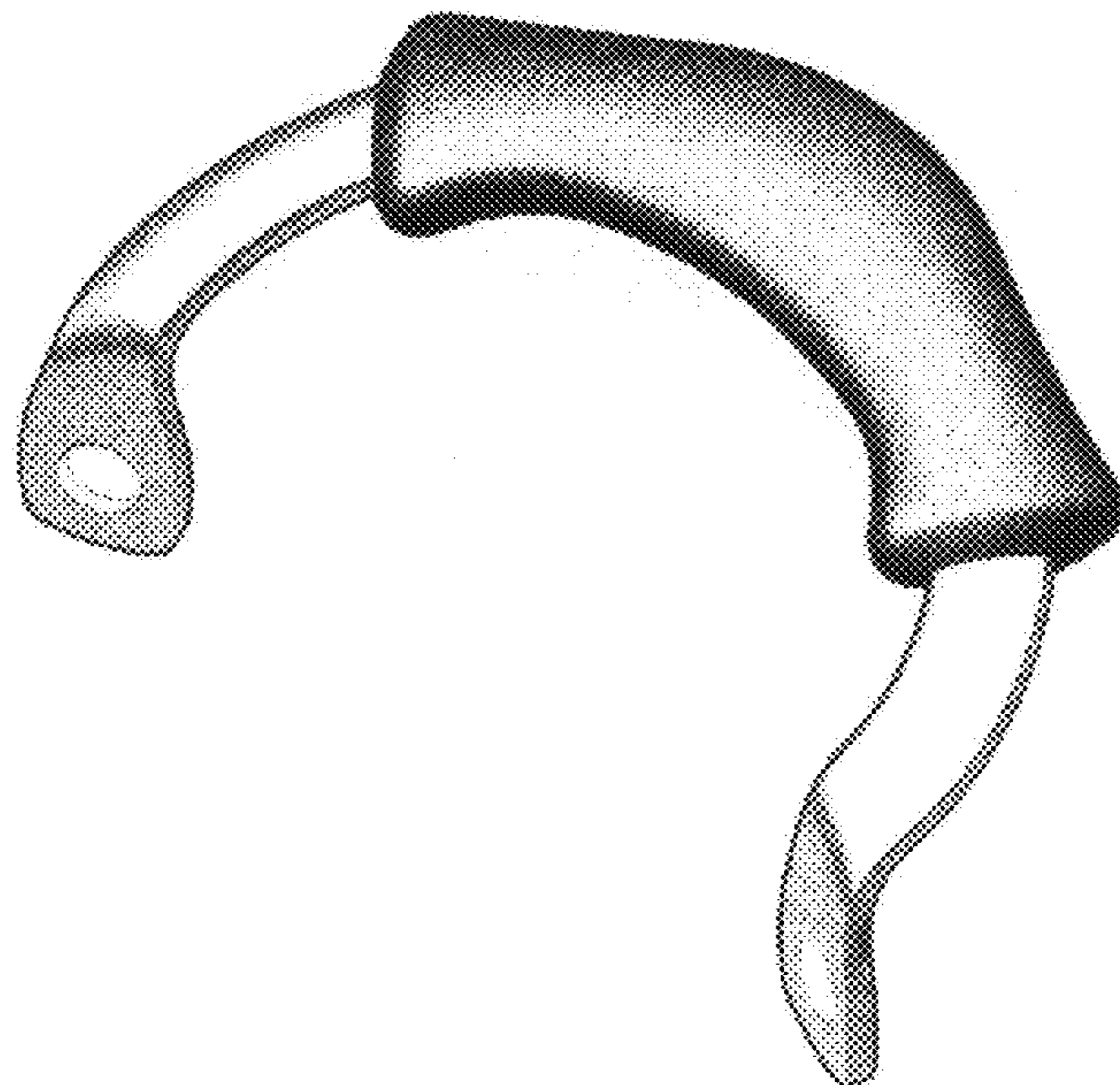
(57) **CLAIM**

The ornamental design for a “cookware side handle with grip,” as shown and described.

DESCRIPTION

FIG. 1 is a perspective view of the “cookware side handle with grip” showing my new design; FIG. 2 is a right side elevational view thereof, the left side elevational view being a mirror image thereof. FIG. 3 is a top plan view thereof; FIG. 4 is a bottom plan view thereof; FIG. 5 is a front elevation view thereof; and, FIG. 6 is a back elevation view thereof. The broken lines in FIGS. 1, 2, 5 and 6 are for illustrative purposes only, depicting the environment of the new design, forming no part thereof as claimed.

1 Claim, 3 Drawing Sheets



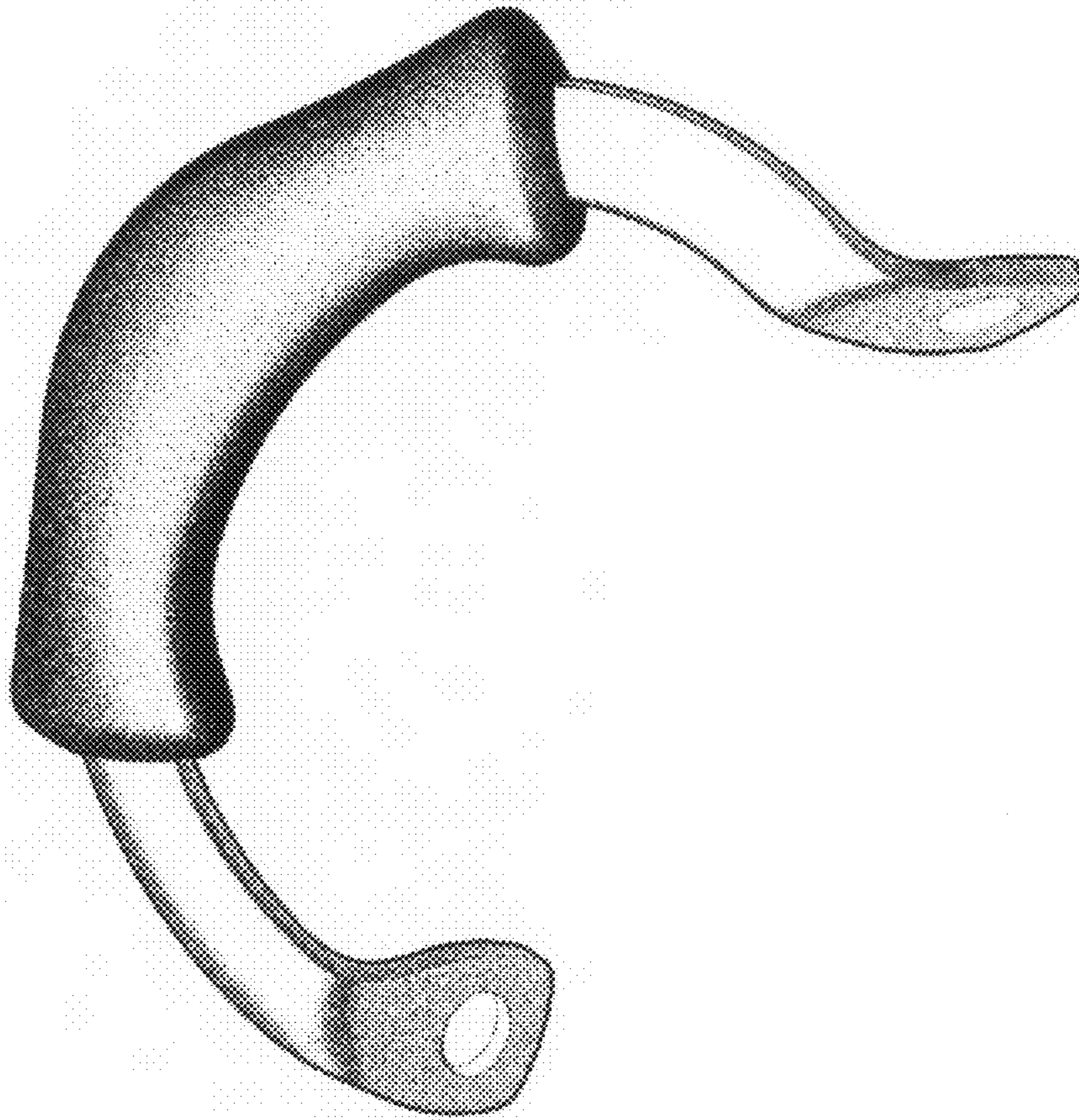


FIG. 1

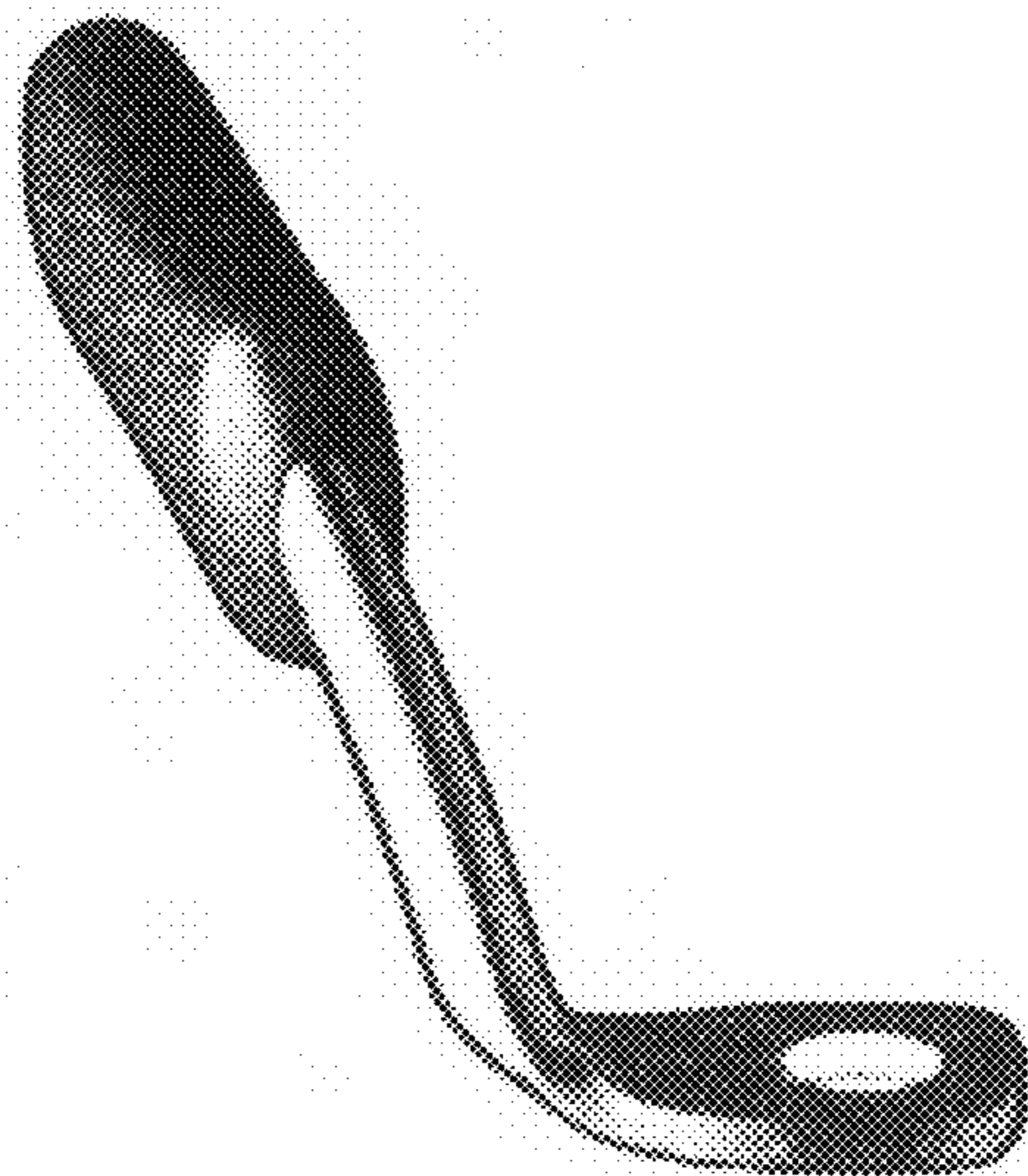


FIG. 2




FIG. 4



FIG. 3

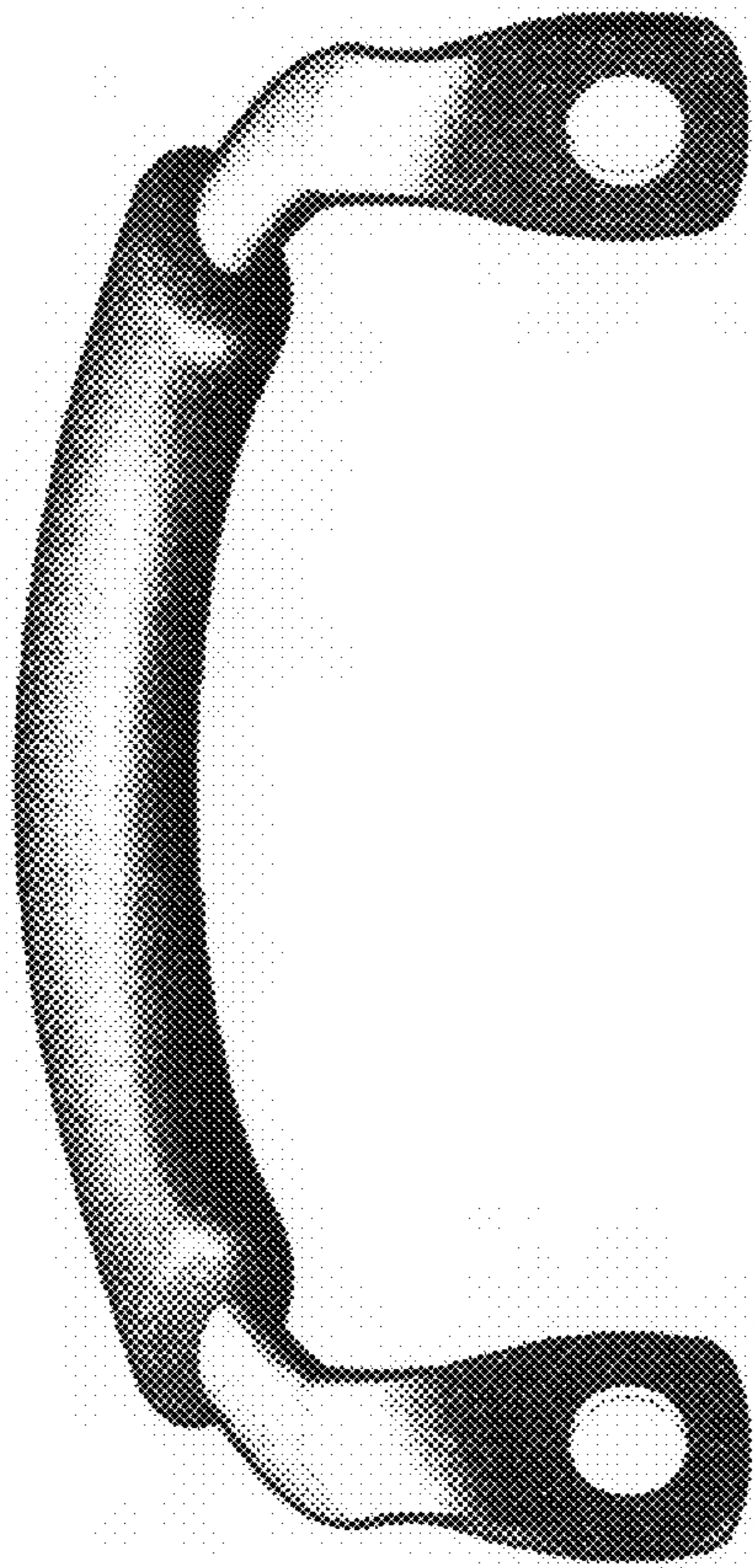


FIG. 5




FIG. 6