



US00D657997S

(12) **United States Design Patent**  
**Rae**

(10) **Patent No.:** **US D657,997 S**  
(45) **Date of Patent:** **\*\* Apr. 24, 2012**

(54) **COOKWARE LID HANDLE WITH GRIP**

(75) Inventor: **Robert A. Rae**, Las Vegas, NV (US)

(73) Assignee: **Meyer Intellectual Properties Limited**  
(VG)

(\*\*) Term: **14 Years**

(21) Appl. No.: **29/374,230**

(22) Filed: **Jul. 15, 2011**

(51) **LOC (9) Cl.** ..... **07-02**

(52) **U.S. Cl.** ..... **D7/394**

(58) **Field of Classification Search** ..... D7/354-361,  
D7/391, 393-395, 396.2, 514, 664; D8/107,  
D8/300, 301, 306, 315, 316, 317, 319, 320,  
D8/321; 16/430, 431, 110.1, 114.1, 407,  
16/416, 429, 443, 441; 220/377, 573.1-573.5,  
220/752, 753, 755, 756, 760, 772, 773, 912;  
D3/318; 138/121, 145, 173

See application file for complete search history.

(56) **References Cited**

**U.S. PATENT DOCUMENTS**

|              |        |                |       |        |
|--------------|--------|----------------|-------|--------|
| D505,046 S * | 5/2005 | Rae            | ..... | D7/395 |
| D506,350 S * | 6/2005 | Cheng          | ..... | D7/360 |
| D507,931 S * | 8/2005 | Rae            | ..... | D7/393 |
| D565,890 S * | 4/2008 | Bunting et al. | ..... | D7/394 |

|              |         |               |       |        |
|--------------|---------|---------------|-------|--------|
| D580,705 S * | 11/2008 | Moulin Robson | ..... | D7/394 |
| D584,921 S * | 1/2009  | Moulin Robson | ..... | D7/394 |
| D588,402 S * | 3/2009  | Rae           | ..... | D7/394 |
| D592,449 S * | 5/2009  | Rae           | ..... | D7/394 |
| D614,912 S * | 5/2010  | Pantaleo      | ..... | D7/394 |
| D630,049 S * | 1/2011  | Rae           | ..... | D7/394 |
| D634,973 S * | 3/2011  | Rae           | ..... | D7/394 |
| D644,483 S * | 9/2011  | Rae           | ..... | D7/394 |

\* cited by examiner

*Primary Examiner* — Cynthia M Chin

(74) *Attorney, Agent, or Firm* — Edward S. Sherman

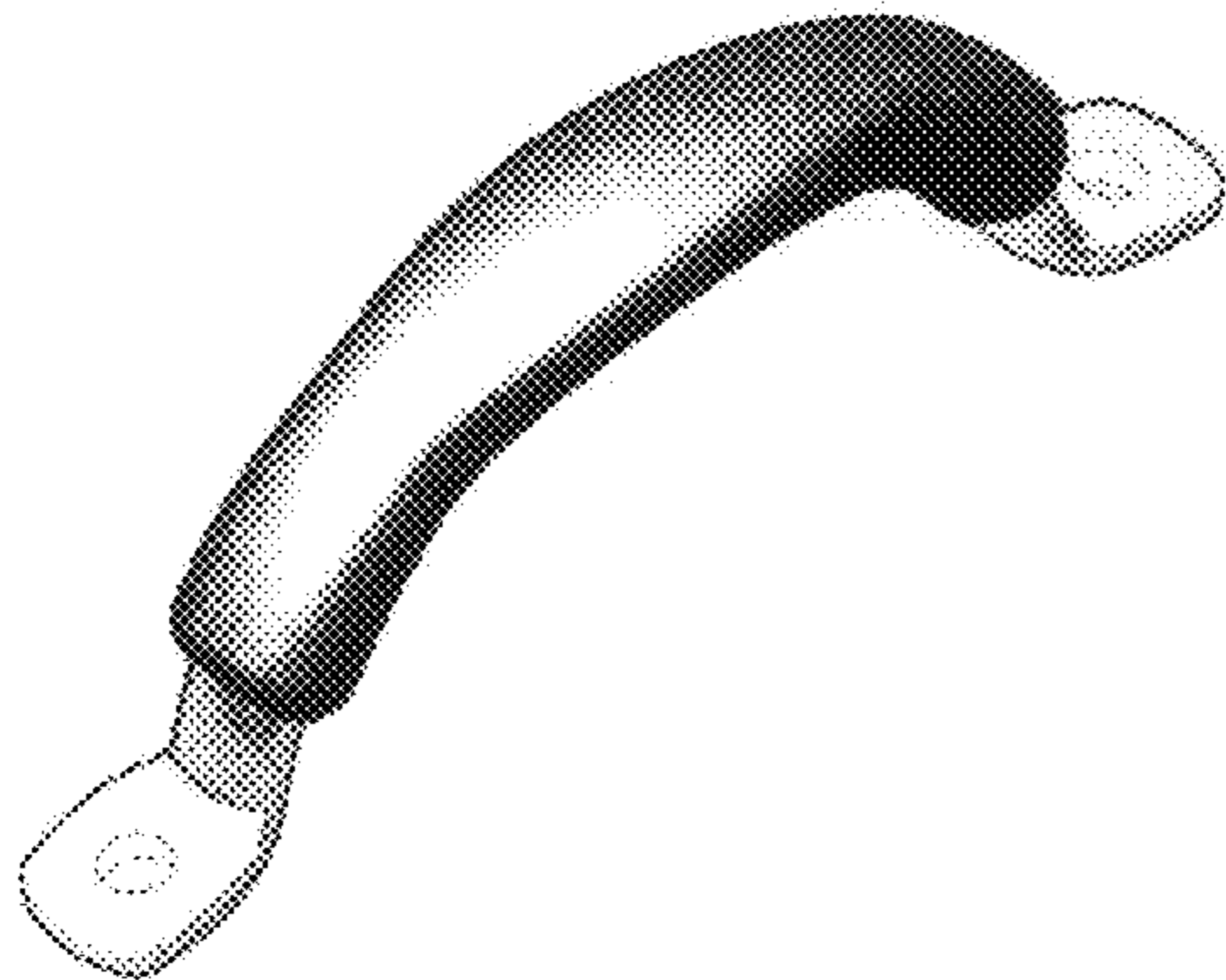
(57) **CLAIM**

The ornamental design for a “cookware lid handle with grip,” as shown and described.

**DESCRIPTION**

FIG. 1 is a perspective view of the “cookware lid handle with grip” showing my new design;  
FIG. 2 is a right side elevational view thereof, the left side elevational view being a mirror image thereof.  
FIG. 3 is a top plan view thereof;  
FIG. 4 is a bottom plan view thereof; and,  
FIG. 5 is a front and back elevation view thereof.  
The broken lines in FIGS. 1, 3, 4, and 5 are for illustrative purposes only, depicting the environment of the new design, forming no part thereof as claimed.

**1 Claim, 3 Drawing Sheets**



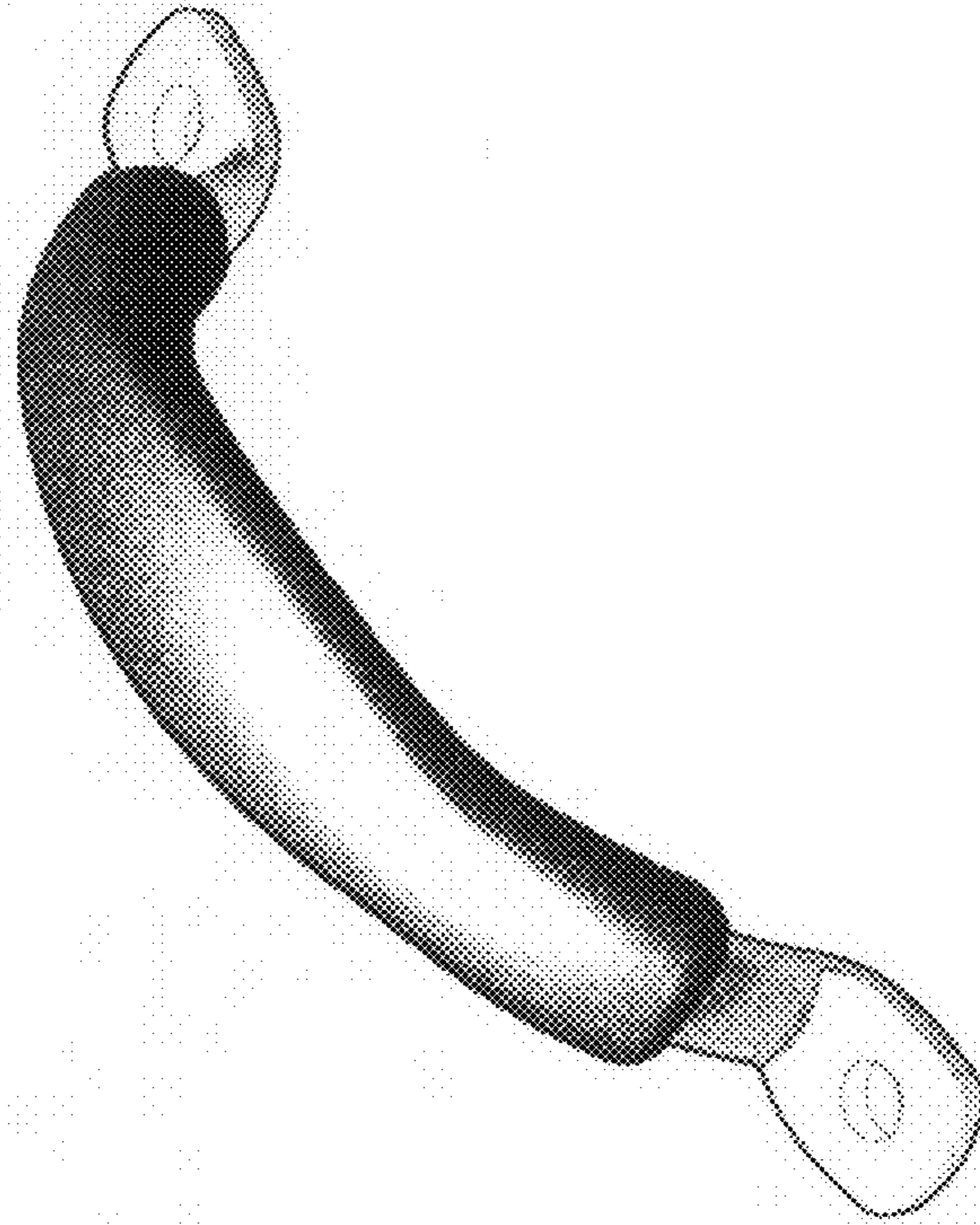


FIG. 1




FIG. 2




FIG. 3




FIG. 4

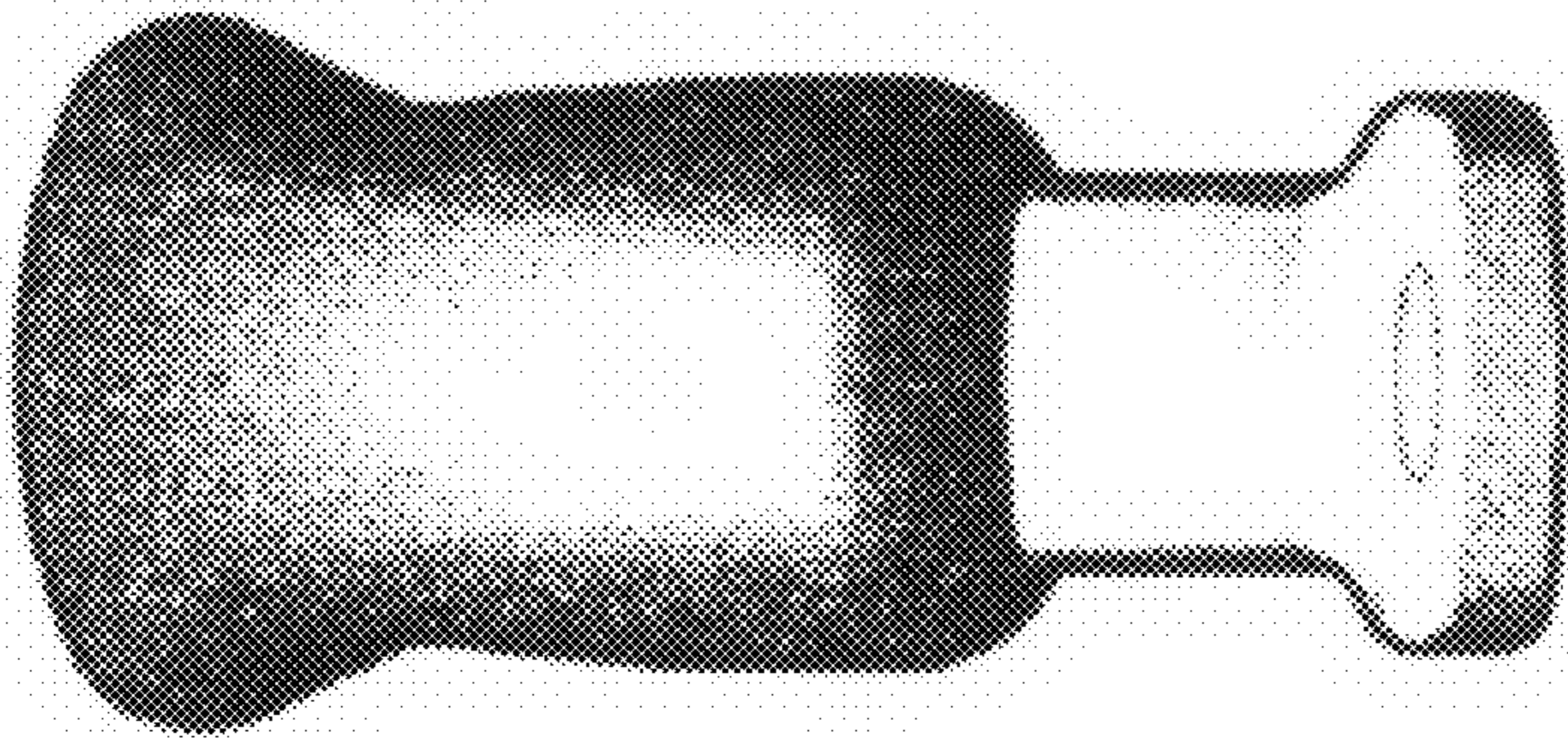


FIG. 5