

US00D657991S

(12) **United States Design Patent**  
**Kennedy et al.**

(10) **Patent No.:** **US D657,991 S**  
(45) **Date of Patent:** **\*\* Apr. 24, 2012**

(54) **COOKING APPLIANCE**

(75) Inventors: **William Kennedy**, Boca Raton, FL  
(US); **Eric O'Neill**, Boynton Beach, FL  
(US)

(73) Assignee: **Sunbeam Products, Inc.**, Boca Raton,  
FL (US)

(\*\*) Term: **14 Years**

(21) Appl. No.: **29/407,051**

(22) Filed: **Nov. 22, 2011**

(51) **LOC (9) Cl.** ..... **07-02**

(52) **U.S. Cl.** ..... **D7/352; D7/354; D7/362**

(58) **Field of Classification Search** ..... D7/323,  
D7/329-331, 337, 339, 346-347, 350.1-350.4,  
D7/353-367, 391, 393, 395, 402, 406, 538,  
D7/542; 99/324-325, 331-332, 337-340,  
99/369, 375, 400-418, 422, 425, 444-446,  
99/483; 126/37 R, 261, 378.1; 206/501-505,  
206/507-508; 219/386, 400, 405, 429-442,  
219/450.1, 620-624, 725, 730-735; 220/315,  
220/573.1-573.5, 912; 426/438, 441  
See application file for complete search history.

(56) **References Cited**

**U.S. PATENT DOCUMENTS**

D405,312 S \* 2/1999 Hoare ..... D7/352  
D411,937 S \* 7/1999 Siegler et al. .... D7/352

D424,365 S \* 5/2000 To ..... D7/352  
D445,630 S \* 7/2001 Hsu ..... D7/352  
D446,679 S \* 8/2001 Lin ..... D7/352  
D453,658 S \* 2/2002 Brady et al. .... D7/352  
D473,417 S \* 4/2003 Martres ..... D7/352  
D509,704 S \* 9/2005 To ..... D7/352  
D522,306 S \* 6/2006 Wilgus et al. .... D7/337  
D532,642 S \* 11/2006 Wilgus ..... D7/337  
D533,392 S \* 12/2006 Yeung ..... D7/352  
D540,109 S \* 4/2007 Dreimann et al. .... D7/352  
D550,025 S \* 9/2007 Chao ..... D7/352

\* cited by examiner

*Primary Examiner* — Ricky Pham

(74) *Attorney, Agent, or Firm* — Michael J. Corrigan

(57) **CLAIM**

The ornamental design for the cooking appliance, as shown and described.

**DESCRIPTION**

FIG. 1 is a front perspective view of the cooking appliance;  
FIG. 2 is a front view thereof;  
FIG. 3 is a rear view thereof;  
FIG. 4 is left side view thereof;  
FIG. 5 is a right side view thereof; and,  
FIG. 6 is a top view thereof.

The portion shown in dashed lines is shown for illustrative purposes only and forms no part of the claimed design.

**1 Claim, 3 Drawing Sheets**

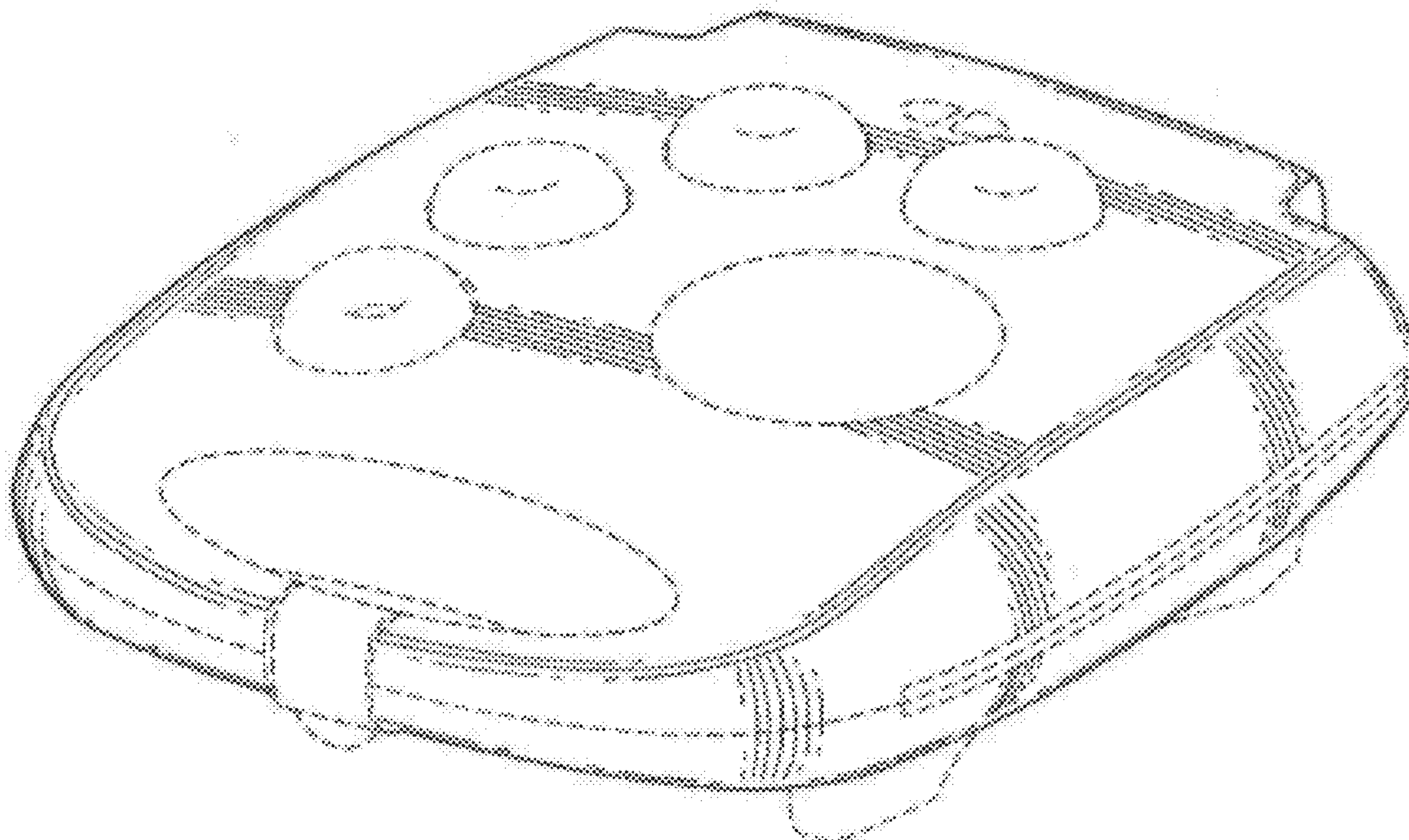




FIG. 1

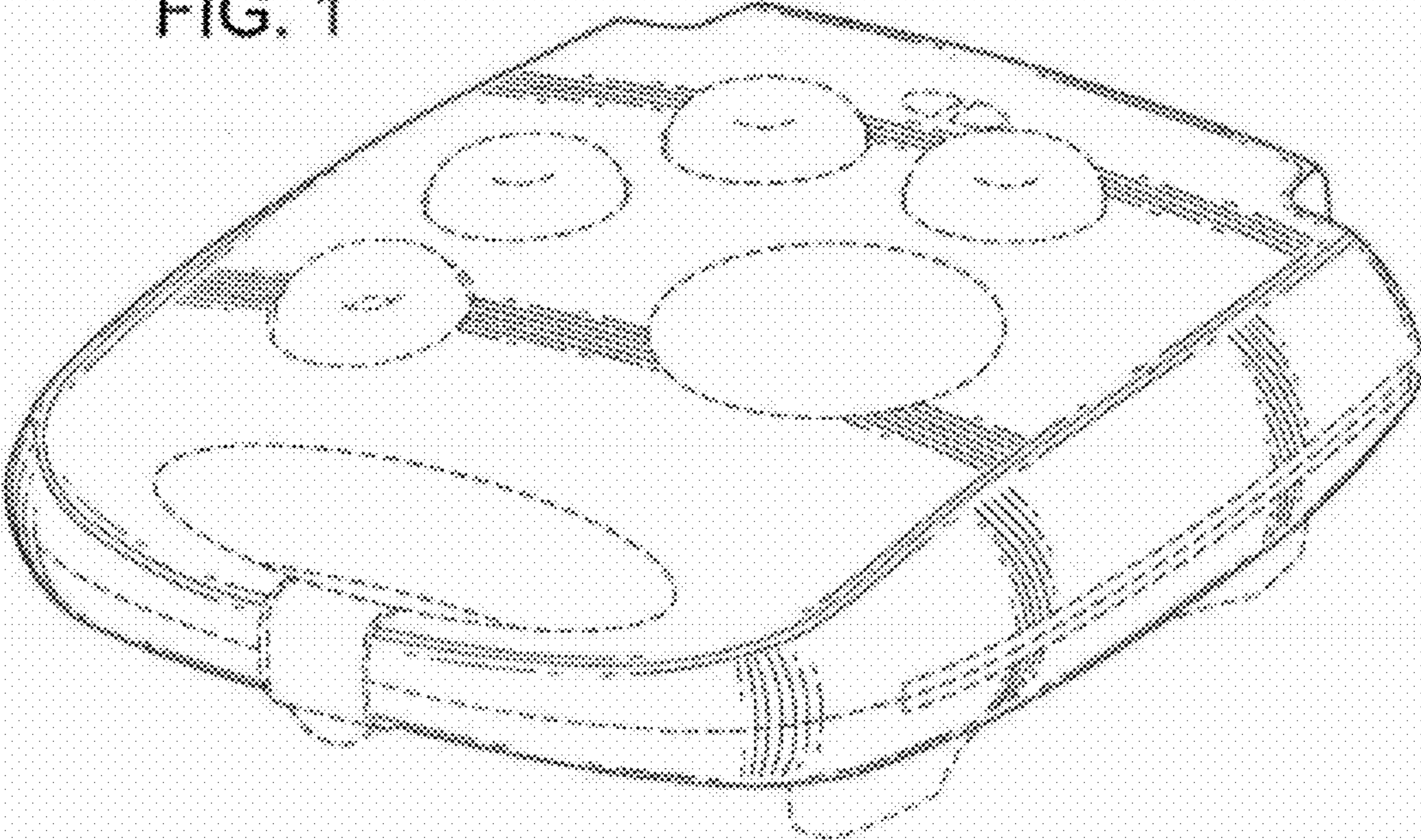


FIG. 2

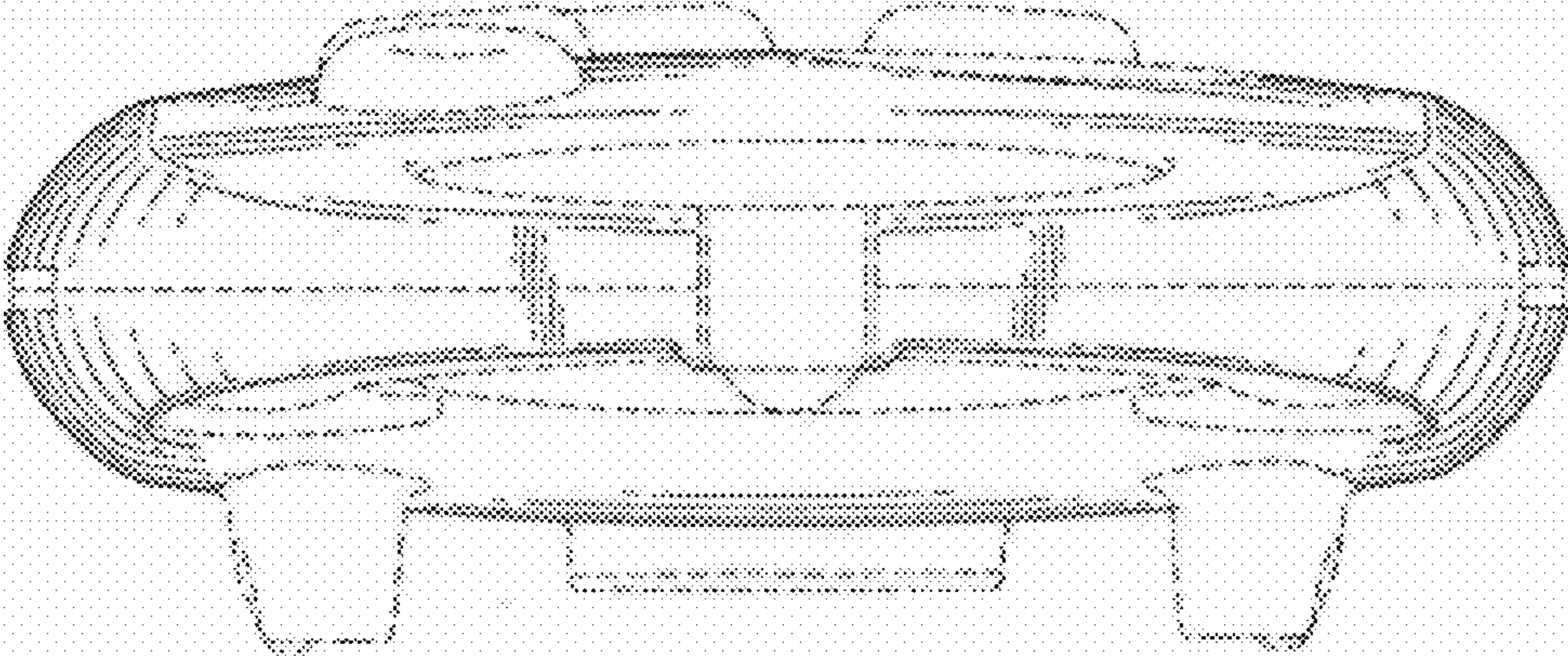




FIG. 3

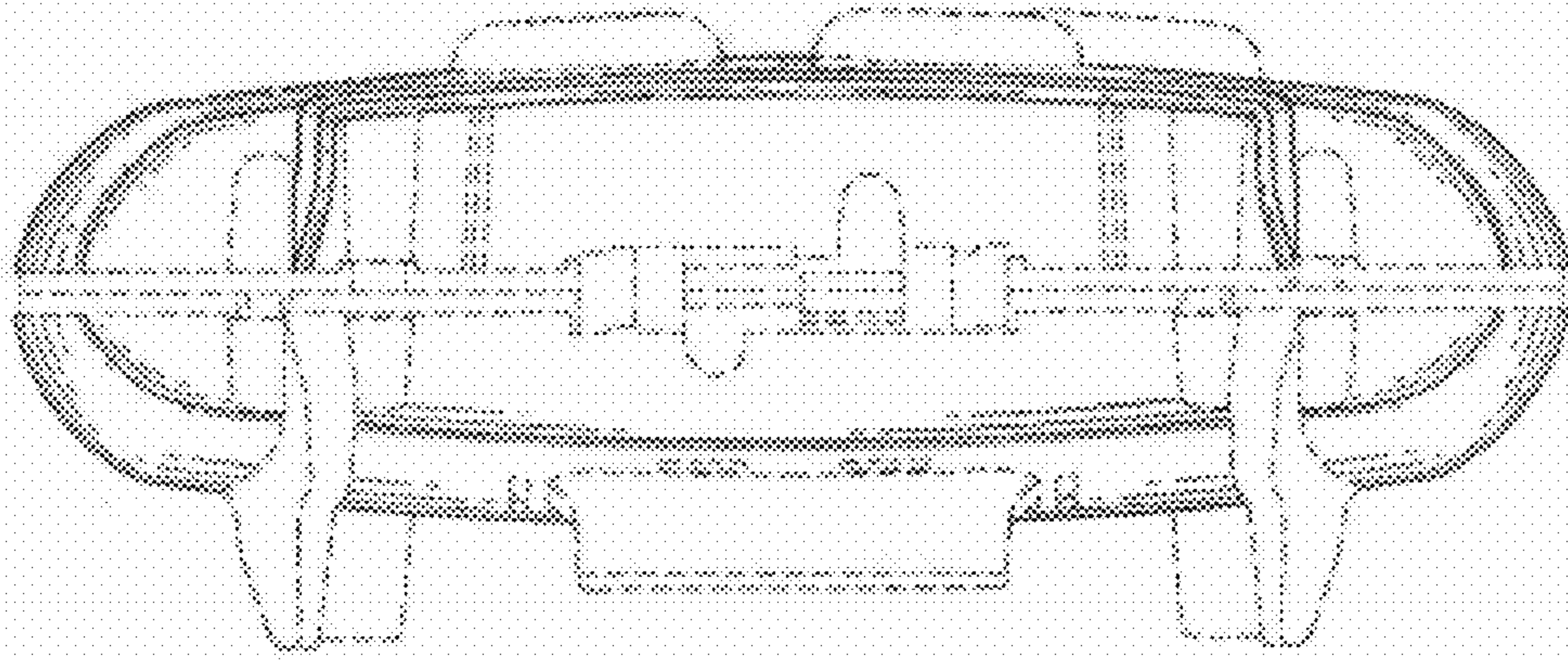


FIG. 4

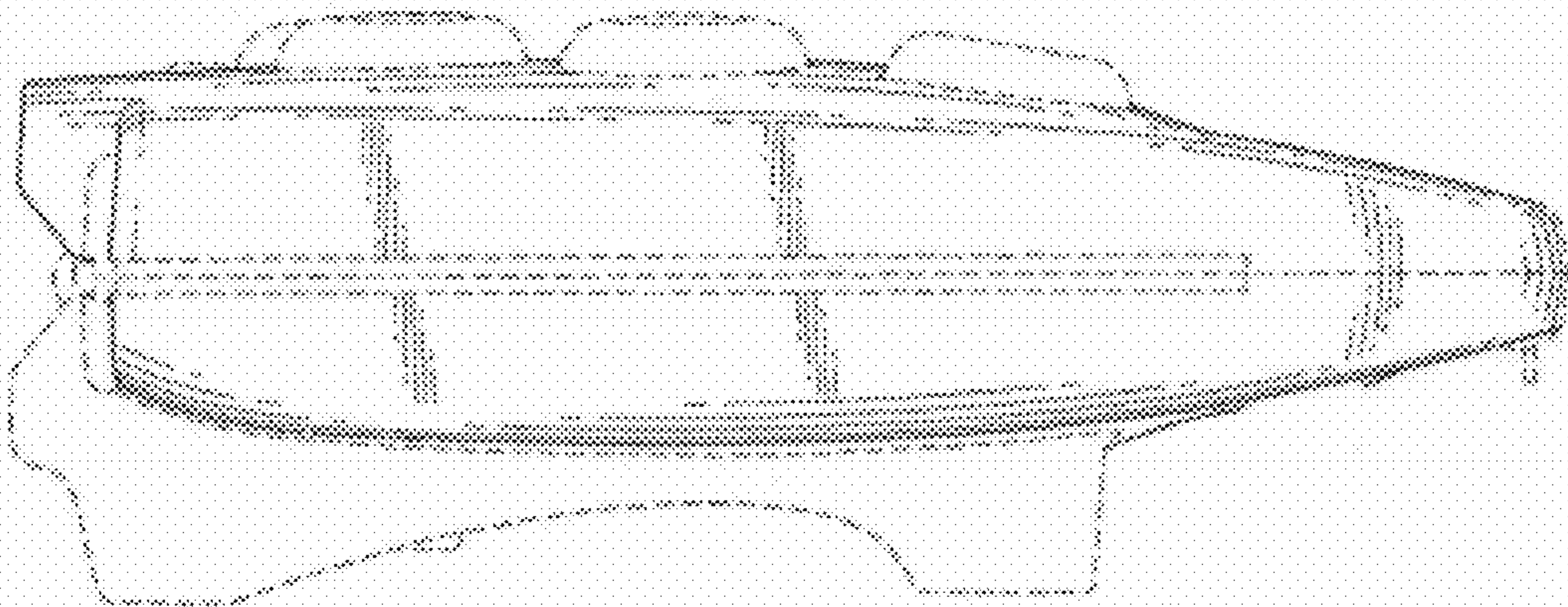


FIG. 5

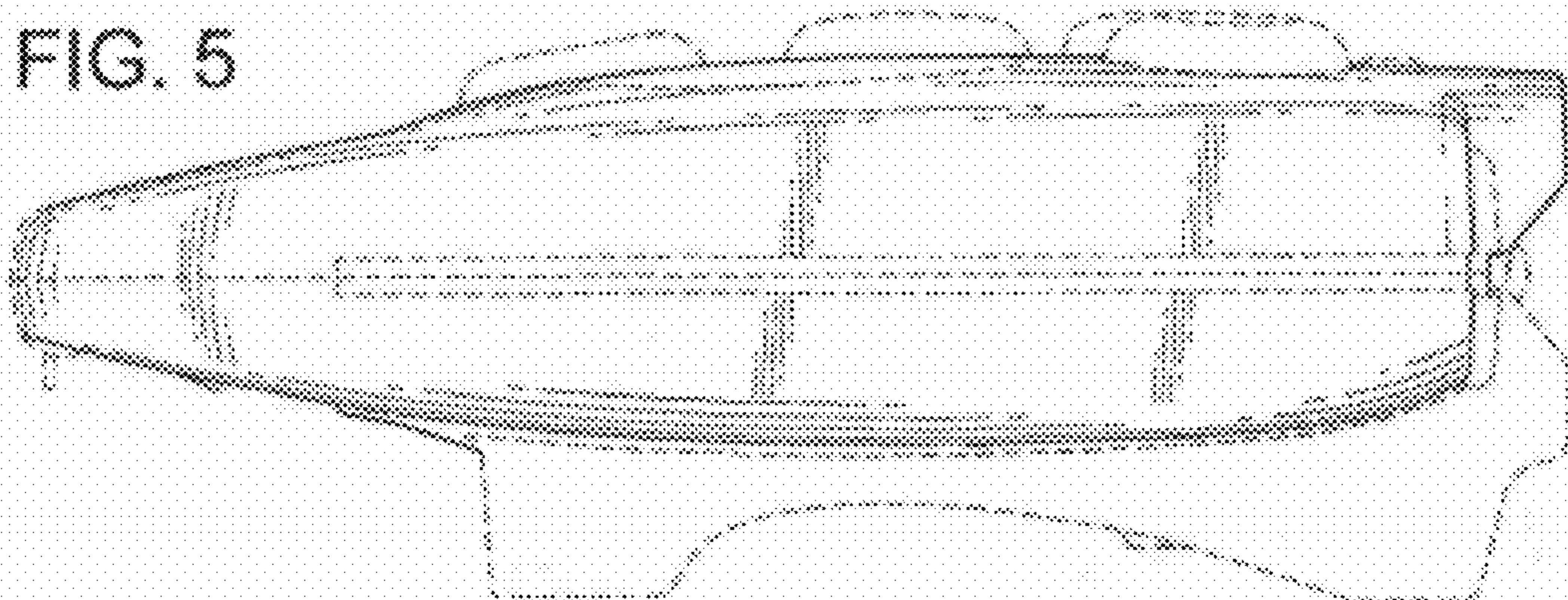




FIG. 6

