



US00D657984S

(12) **United States Design Patent**
Hansen

(10) **Patent No.:** **US D657,984 S**

(45) **Date of Patent:** **** Apr. 24, 2012**

(54) **TOILET PAPER DISPENSER**

(75) Inventor: **Morten Reitz Hansen**, Farevejle (DK)

(73) Assignee: **BP-Plast APS**, Farevejle (DK)

(**) Term: **14 Years**

(21) Appl. No.: **29/401,181**

(22) Filed: **Sep. 8, 2011**

(30) **Foreign Application Priority Data**

Jun. 7, 2011 (EM) 1873977-0001
Jun. 7, 2011 (EM) 1873977-0002

(51) **LOC (9) Cl.** **23-02**

(52) **U.S. Cl.** **D6/523**

(58) **Field of Classification Search** D6/515-523;
206/225, 233, 389, 391; 211/13.1, 45; 242/570,
242/590; 248/309.1, 309.2, 905; 221/26,
221/33, 282-283; 222/173, 180

See application file for complete search history.

(56) **References Cited**

U.S. PATENT DOCUMENTS

D391,429 S * 3/1998 Davis D6/523
D440,088 S * 4/2001 Leines et al. D6/522
D447,373 S * 9/2001 Fisscher D6/518
D463,929 S * 10/2002 Fitzsimmons et al. D6/515
D522,781 S * 6/2006 Wieser et al. D6/518
D525,465 S * 7/2006 Omdoll et al. D6/518

D564,268 S * 3/2008 Tomic et al. D6/518
D568,655 S * 5/2008 Friesen et al. D6/518
D583,174 S * 12/2008 Kuehneman et al. D6/522
D619,837 S * 7/2010 Kim D6/518
D623,452 S * 9/2010 McNeely et al. D6/518
D637,841 S * 5/2011 Omdoll et al. D6/518

* cited by examiner

Primary Examiner — Brian N Vinson

(74) *Attorney, Agent, or Firm* — Birch, Stewart, Kolasch & Birch, LLP

(57) **CLAIM**

The ornamental design for a toilet paper dispenser, as shown and described.

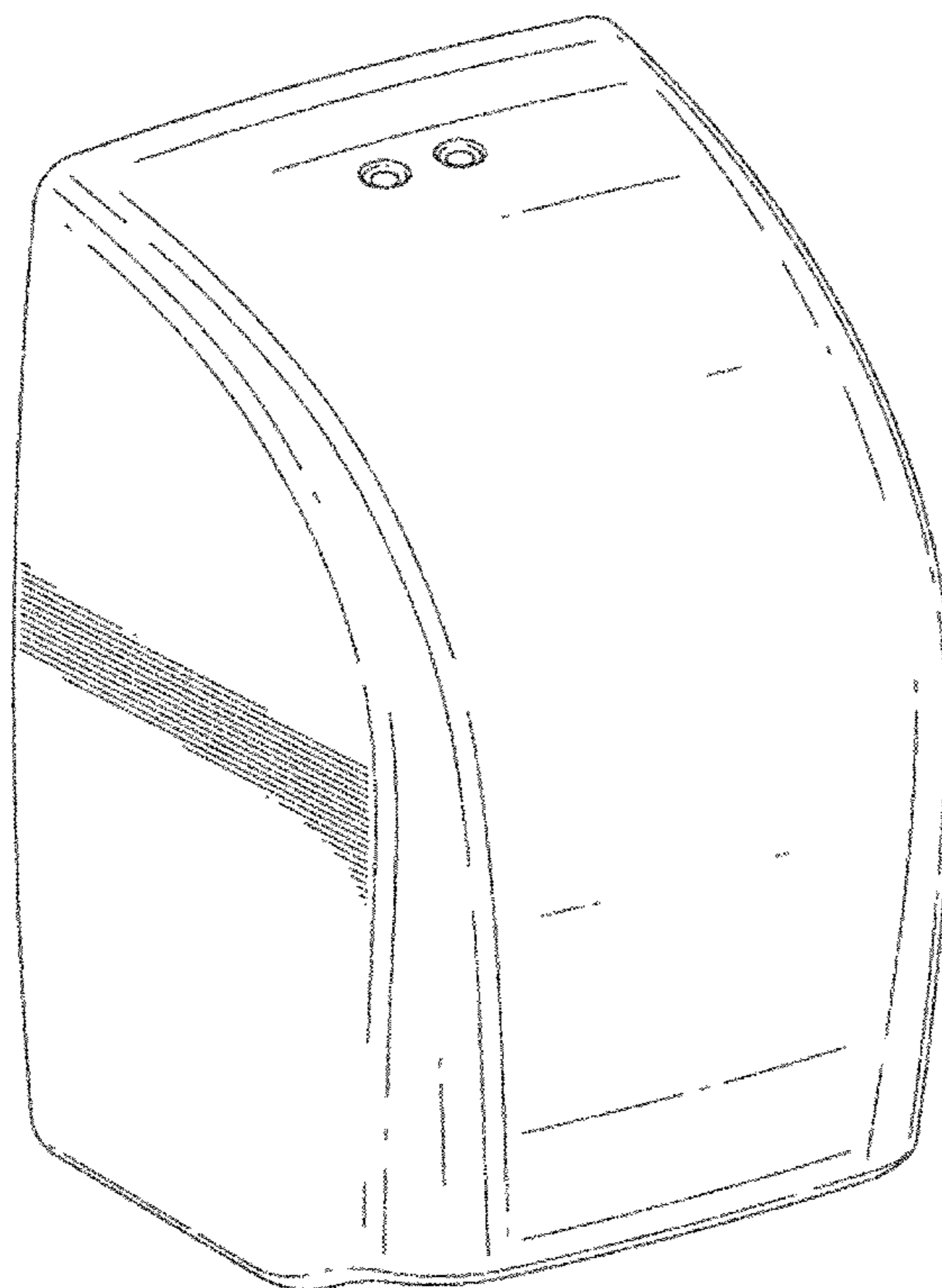
DESCRIPTION

FIG. 1 is a front, left perspective view of a toilet paper dispenser showing my new design;
FIG. 2 is a front view thereof;
FIG. 3 is a left side view thereof;
FIG. 4 is a right side view thereof; and,
FIG. 5 is a top view thereof.

Back view of the toilet paper dispenser is omitted because it is plain and unornamental and forms no part of the claimed design.

Bottom view of the toilet paper dispenser is omitted because it is unornamental and forms no part of the claimed design.

1 Claim, 5 Drawing Sheets



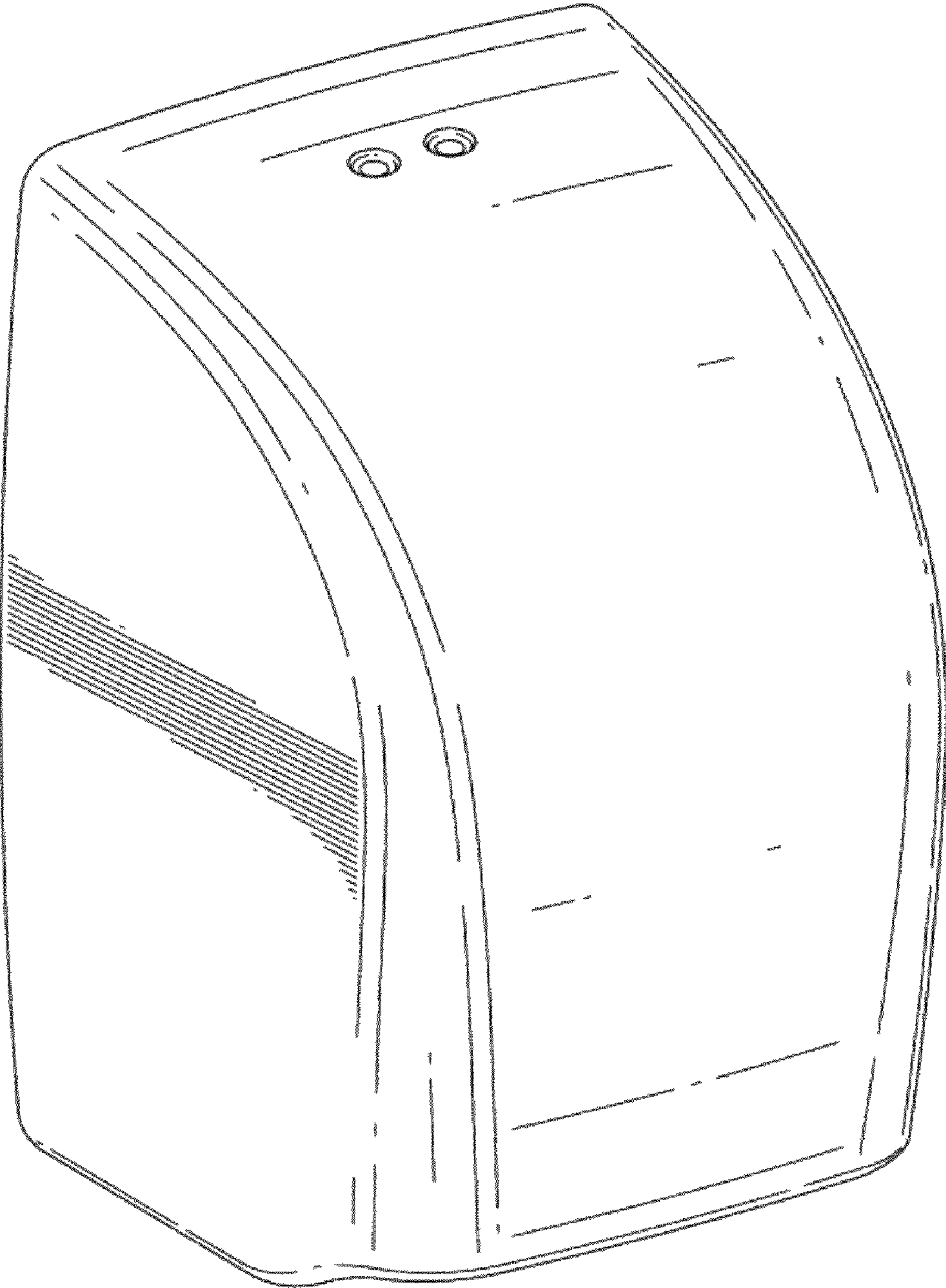


FIG. 1




FIG.2

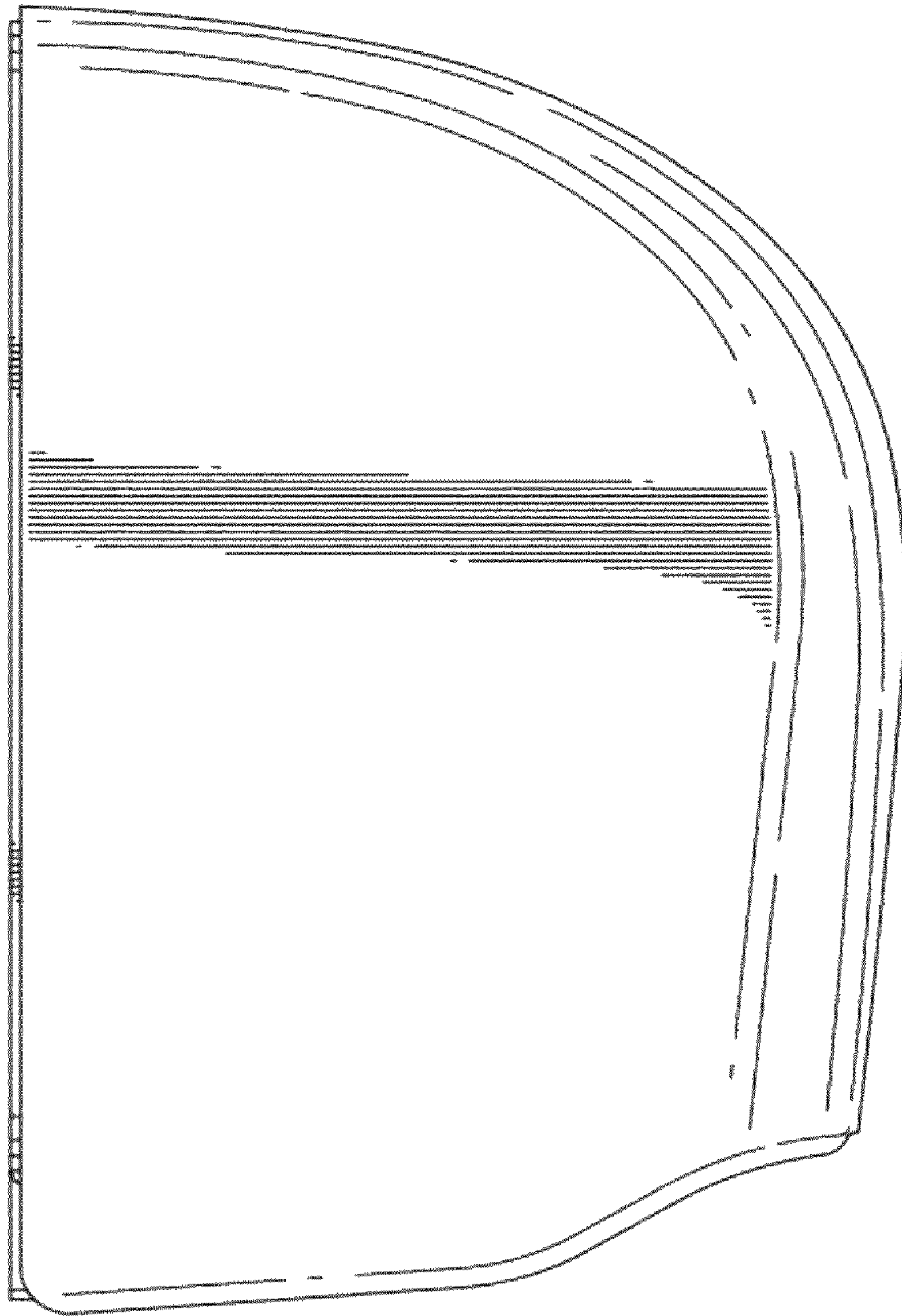


FIG. 3

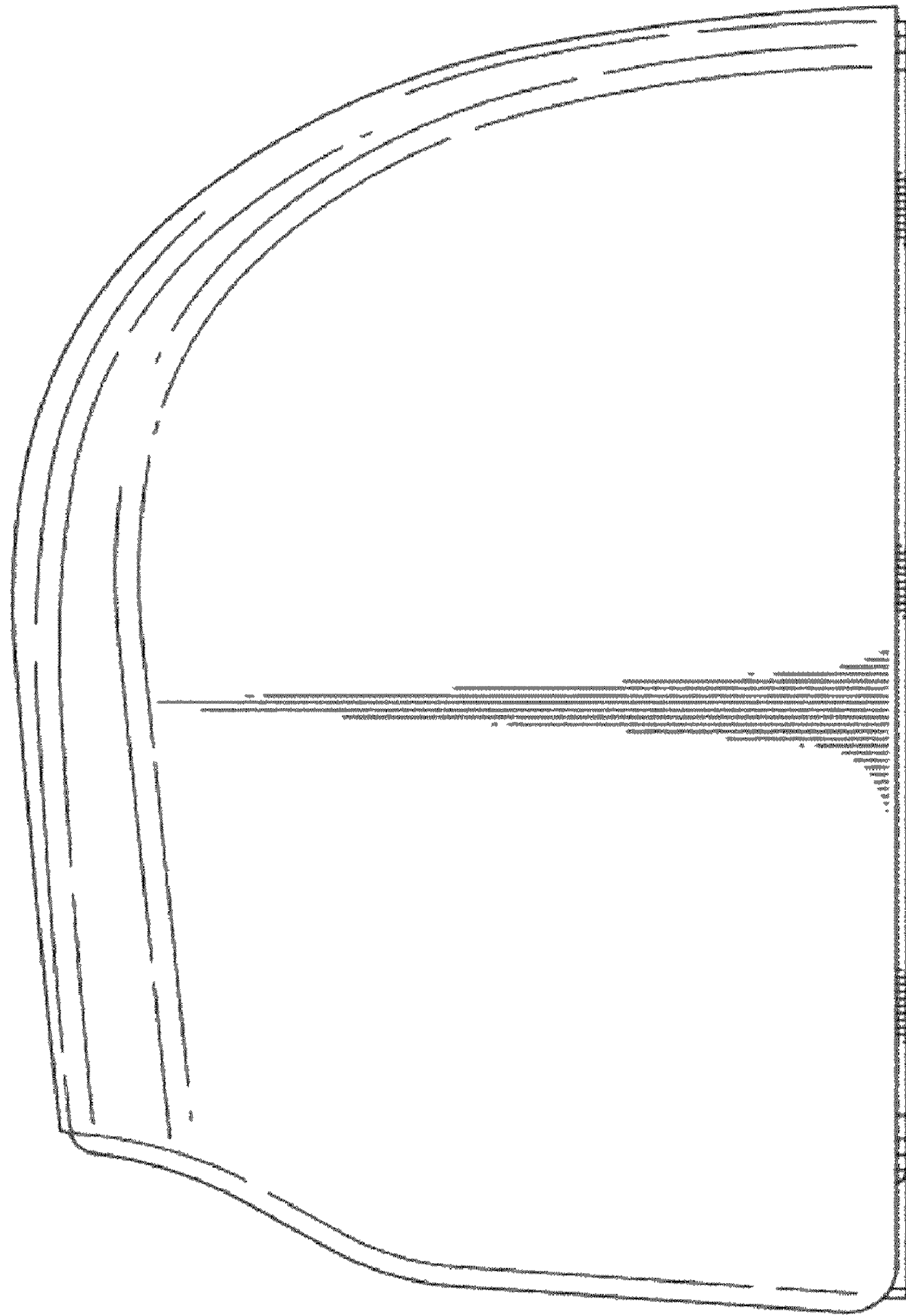


FIG. 4




FIG. 5