

US00D657972S

(12) **United States Design Patent**
Cressman et al.

(10) **Patent No.:** **US D657,972 S**

(45) **Date of Patent:** **** Apr. 24, 2012**

(54) **BED**

(75) Inventors: **Nathan David Cressman**, Greensboro, NC (US); **Matthew Hurley**, High Point, NC (US)

(73) Assignee: **Magnussen International Corp.**, New Hamburg, Ontario (CA)

(**) Term: **14 Years**

(21) Appl. No.: **29/390,811**

(22) Filed: **Apr. 29, 2011**

(51) **LOC (9) Cl.** **06-02**

(52) **U.S. Cl.** **D6/393**

(58) **Field of Classification Search** D6/382-384, D6/392-395, 505-509, 388; 5/53.1, 907, 5/279.1, 280, 281

See application file for complete search history.

(56) **References Cited**

U.S. PATENT DOCUMENTS

| | | | |
|--------------|---------|----------|--------|
| D128,006 S | 1/1941 | Saltman | |
| D162,538 S | 3/1951 | Hermann | |
| D163,852 S | 7/1951 | Carr | |
| 2,620,869 A | 12/1952 | Friedman | |
| 3,042,742 A | 7/1962 | Foster | |
| D231,881 S * | 6/1974 | Carter | D6/505 |
| 5,845,804 A | 12/1998 | Prescott | |

| | | | |
|--------------|---------|-----------------|--------|
| D412,628 S | 8/1999 | Lewis | |
| D432,816 S | 10/2000 | Hellwig et al. | |
| D466,716 S * | 12/2002 | Tobin, Jr. | D6/393 |
| D472,418 S | 4/2003 | Gilmore et al. | |
| D478,229 S * | 8/2003 | Jeup | D6/505 |
| D511,638 S * | 11/2005 | Mohundro | D6/505 |
| D543,051 S * | 5/2007 | Kingsley et al. | D6/393 |
| D611,722 S * | 3/2010 | Everson | D6/393 |

* cited by examiner

Primary Examiner — Janice Seeger

(74) *Attorney, Agent, or Firm* — Heslin Rothenberg Farley & Mesiti P.C.

(57) **CLAIM**

The ornamental design for a bed, as shown and described.

DESCRIPTION

FIG. 1 is a perspective view of a bed comprising the new design;

FIG. 2 is a top plan view thereof;

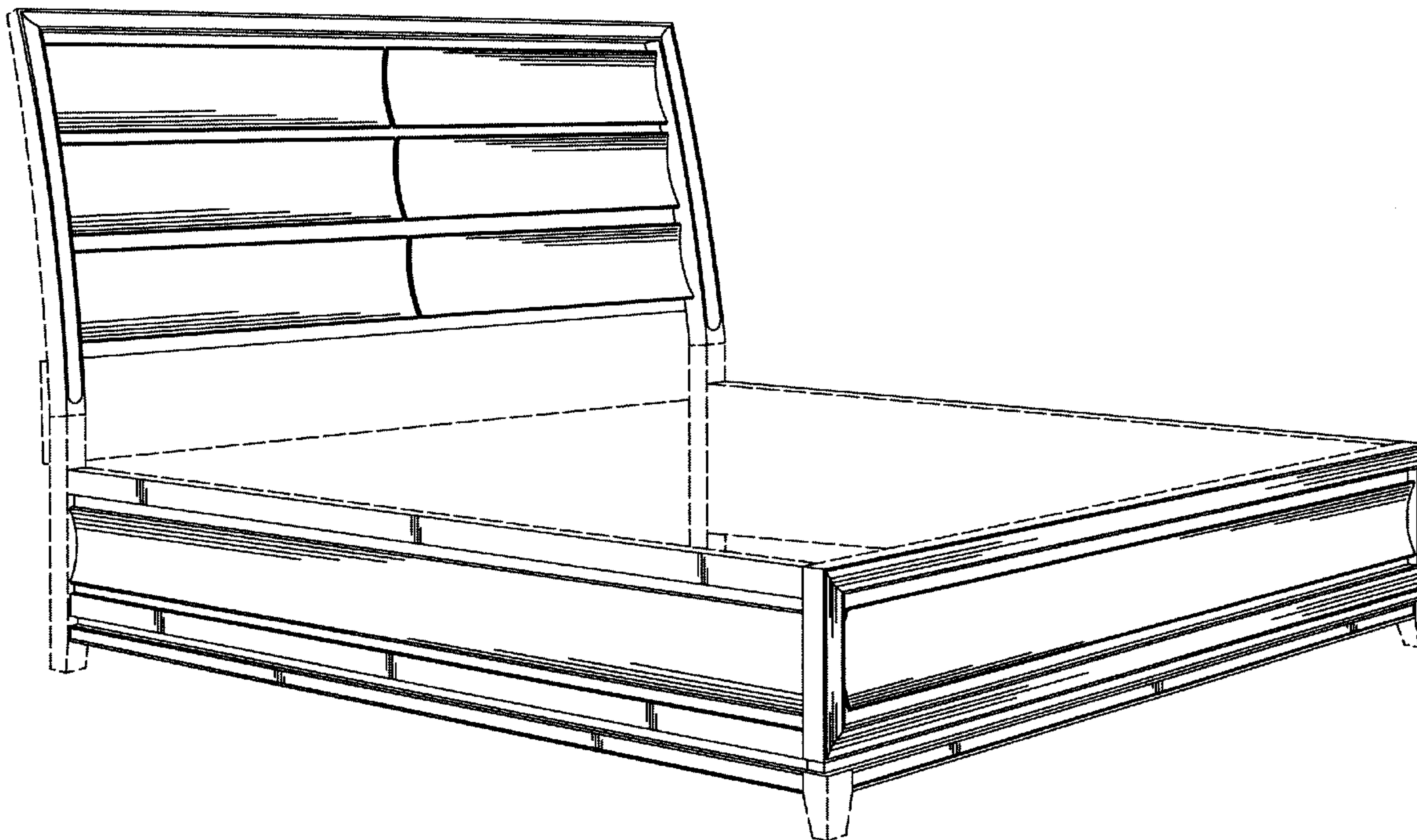
FIG. 3 is a front elevation view thereof;

FIG. 4 is a left side elevation view thereof; and,

FIG. 5 is a right side elevation view thereof.

The phantom lines that appear in FIGS. 1 through 5 illustrate environment only and form no part of the claimed design.

1 Claim, 4 Drawing Sheets



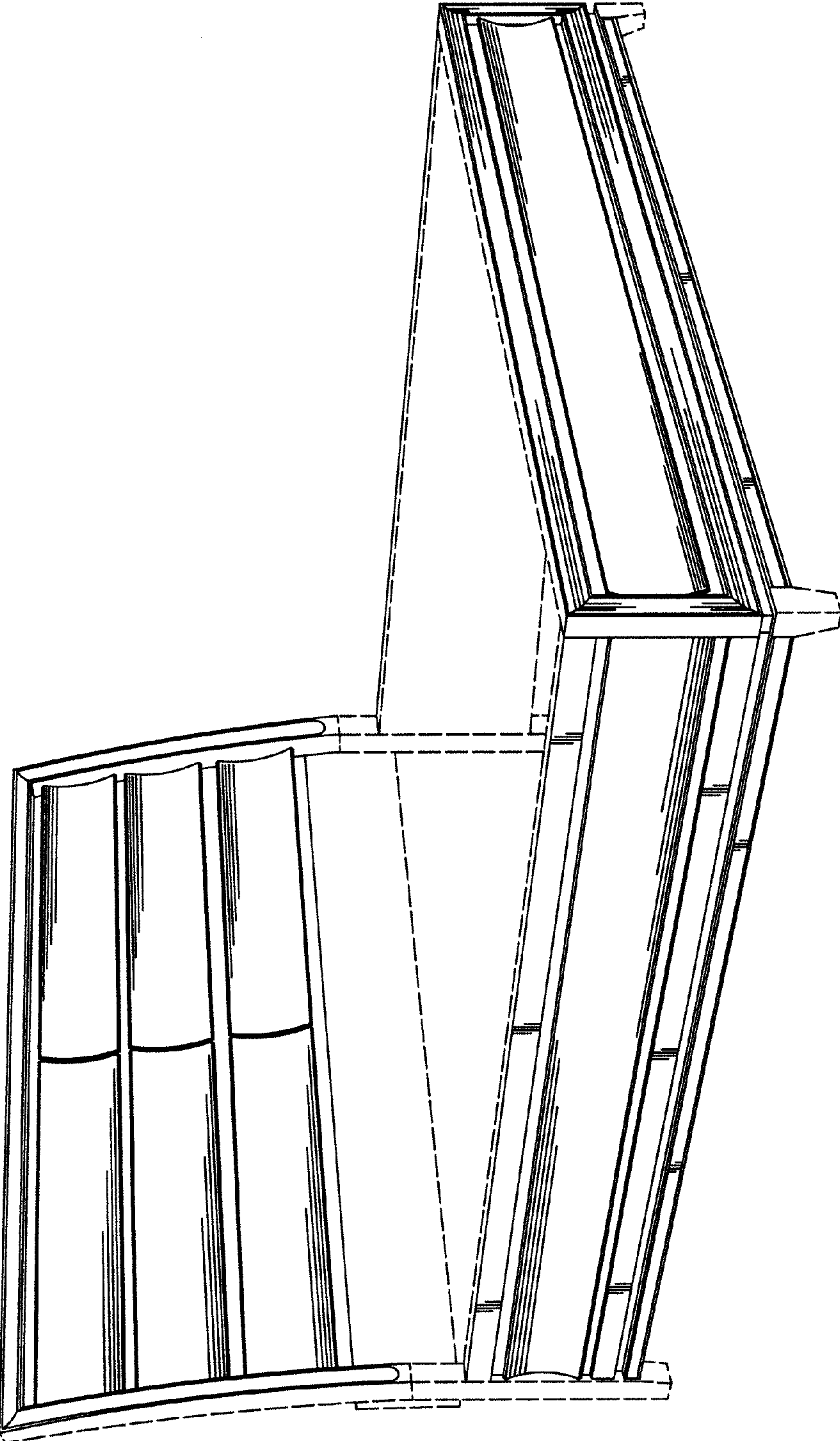


FIG. 1




FIG. 2

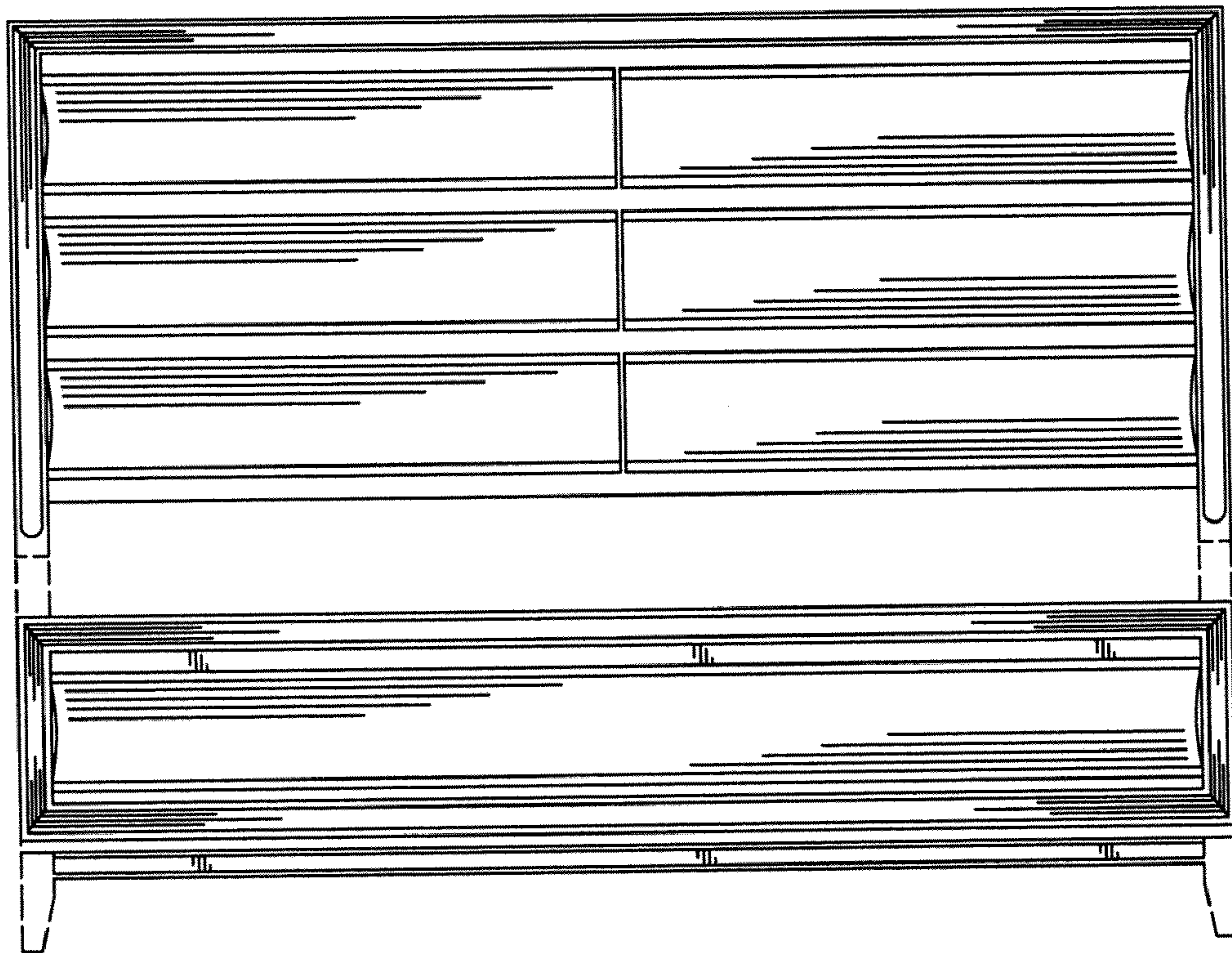


FIG. 3

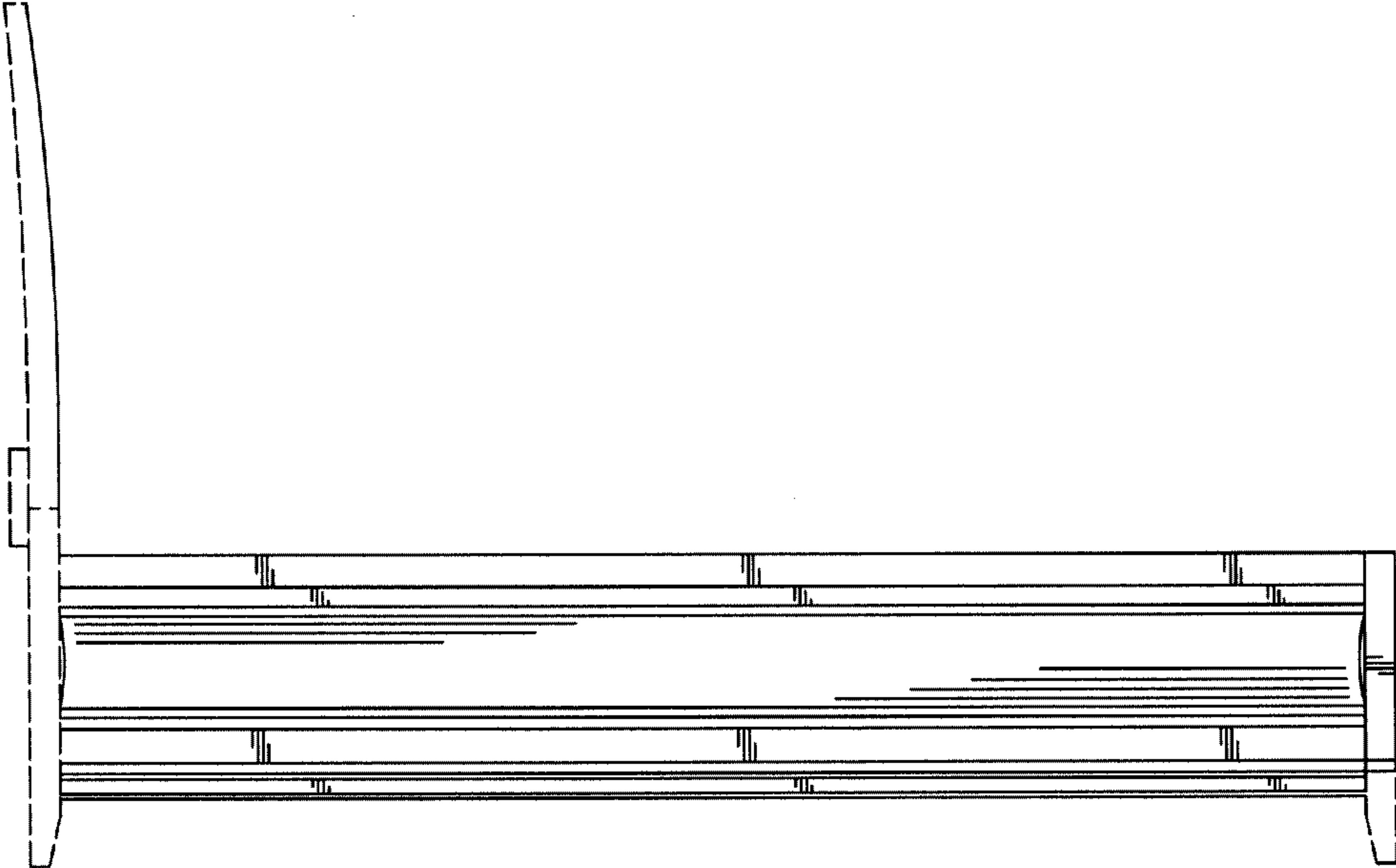


FIG. 4

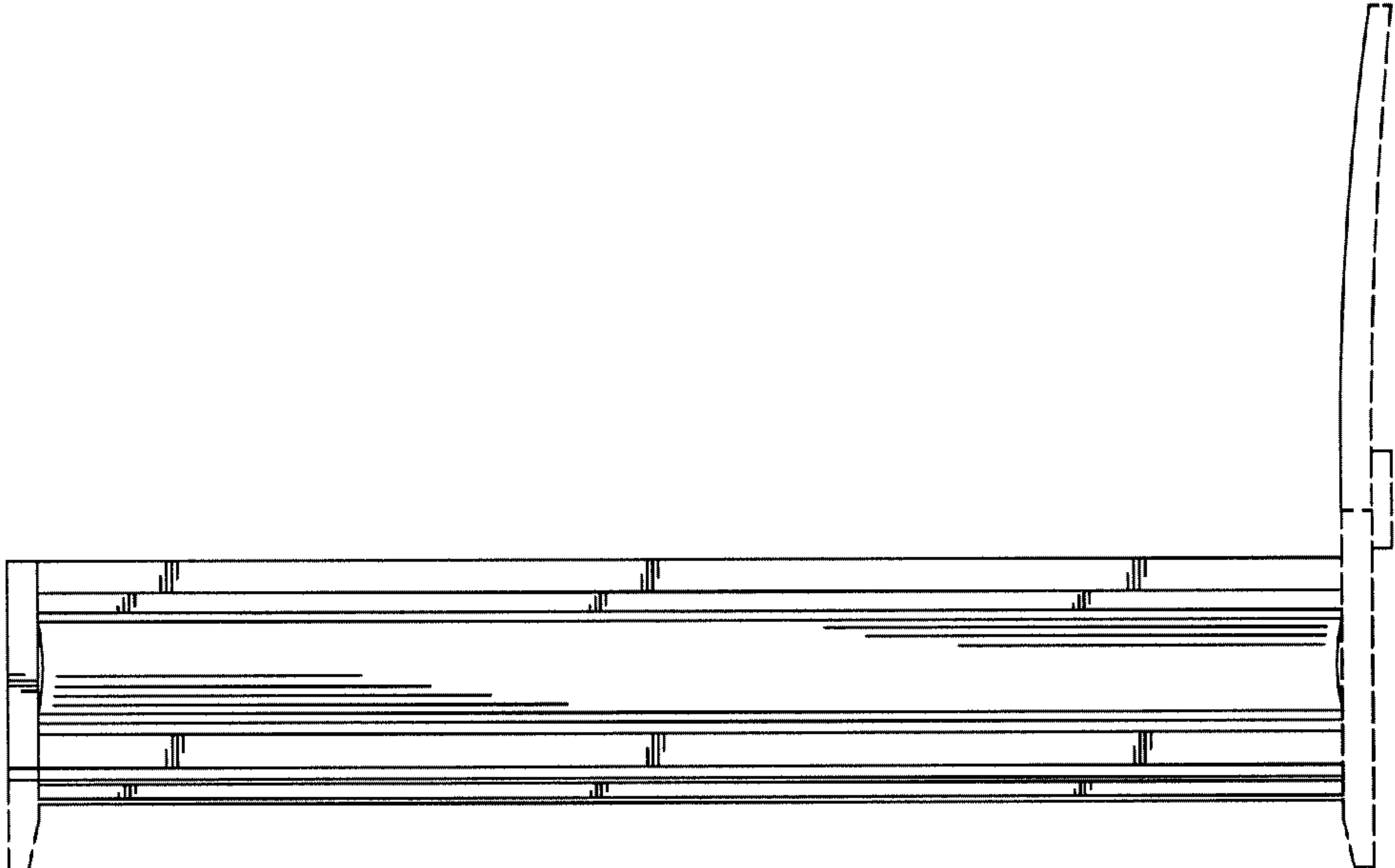


FIG. 5