



US00D657954S

(12) **United States Design Patent**  
**Gebski**

(10) **Patent No.:** **US D657,954 S**  
(45) **Date of Patent:** **\*\* Apr. 24, 2012**

(54) **ELECTRIC TOOTHBRUSH**

(75) Inventor: **Edouard Gebski**, Amersfoort (NL)

(73) Assignee: **Koninklijke Philips Electronics N.V.**,  
Eindhoven (NL)

(\*\*) Term: **14 Years**

(21) Appl. No.: **29/360,057**

(22) Filed: **Apr. 20, 2010**

(51) **LOC (9) Cl.** ..... **28-03**

(52) **U.S. Cl.** ..... **D4/101**

(58) **Field of Classification Search** ..... D4/101,  
D4/104-112, 138; 15/143.1, 167.1, 167.2;  
16/430, 431; 132/308-311; 601/141, 142;  
D8/61; D24/146, 152; 433/114, 118

See application file for complete search history.

(56) **References Cited**

**U.S. PATENT DOCUMENTS**

D440,766 S *	4/2001	Hartwein et al.	.....	D4/101
D463,914 S *	10/2002	Ferber	.....	D4/101
D563,674 S *	3/2008	Beedham	.....	D4/101
D586,125 S *	2/2009	Winkler et al.	.....	D4/101
D589,255 S *	3/2009	Taylor et al.	.....	D4/101

**FOREIGN PATENT DOCUMENTS**

TW M244882 U \* 10/2004

**OTHER PUBLICATIONS**

JP D1232984 Registered Design Application, (Ingo Schmitz) Mar. 14, 2005, [online], [retrieved on Feb. 6, 2011] Retrieved from the Questel Intellectual Property Portal Design Database using the Internet: <URL: http://www.orbit.com>.\*

WO D072476-003 Registered Design Application, (Armin Bärtschi) Mar. 31, 2010, [online], [retrieved on Feb. 6, 2011] Retrieved from the Questel Intellectual Property Portal Design Database using the Internet: <URL: http://www.orbit.com>.\*

\* cited by examiner

*Primary Examiner* — Melanie H Tung

*Assistant Examiner* — Lavone D Tabor

(57) **CLAIM**

The ornamental design for an electric toothbrush, as shown and described.

**DESCRIPTION**

FIG. 1 is a perspective view showing my design;

FIG. 2 is a front elevational view thereof;

FIG. 3 is a rear elevational view thereof;

FIG. 4 is a right side elevational view thereof;

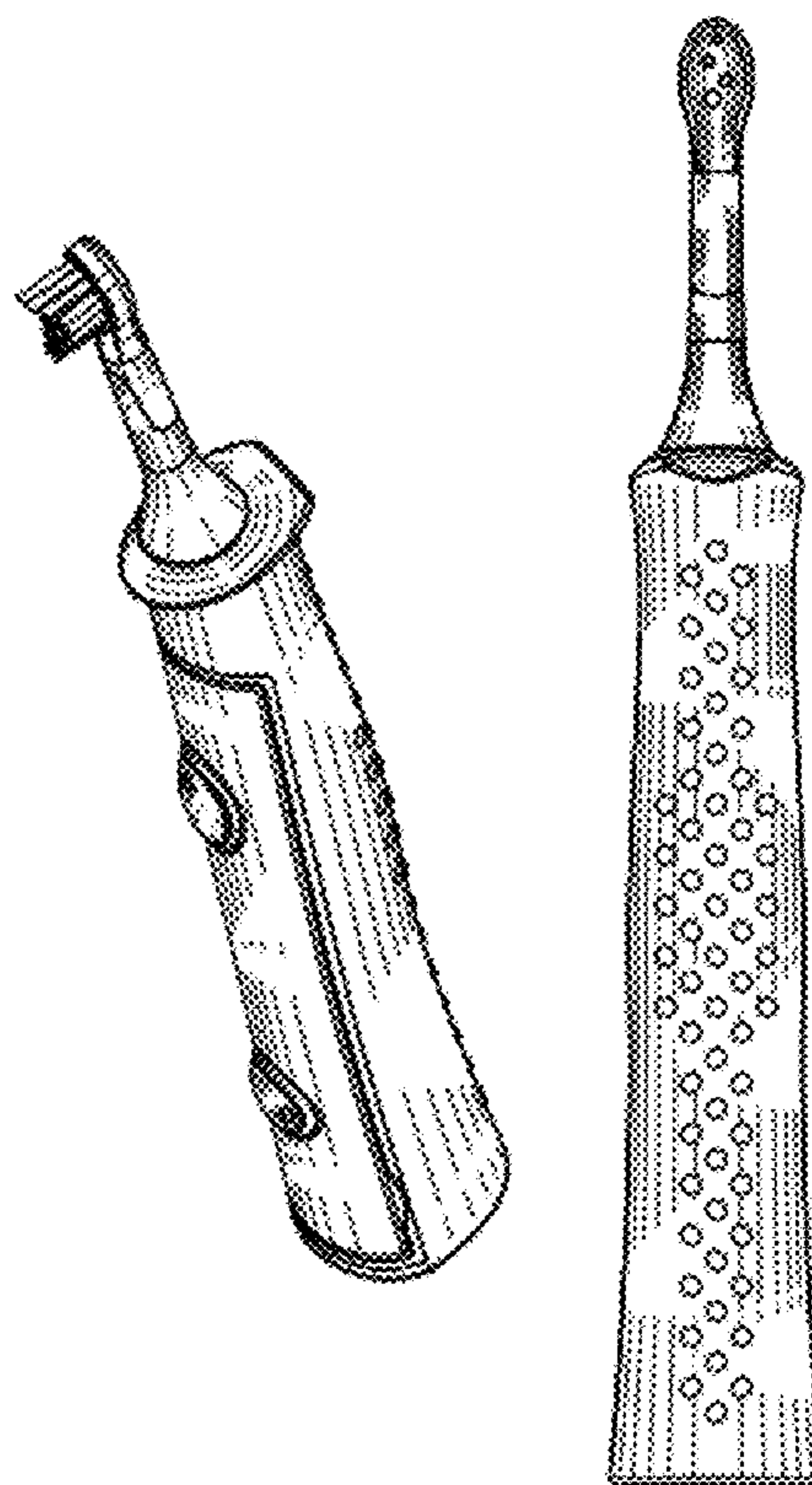
FIG. 5 is a left side elevational view thereof;

FIG. 6 is a top plan view thereof; and,

FIG. 7 is a bottom plan view thereof.

The dash-dot-dash broken line represents the bounds of the claim while the dashed broken lines illustrate portions of the toothbrush that along with the broken-line boundary, form no part of the claimed design.

**1 Claim, 3 Drawing Sheets**



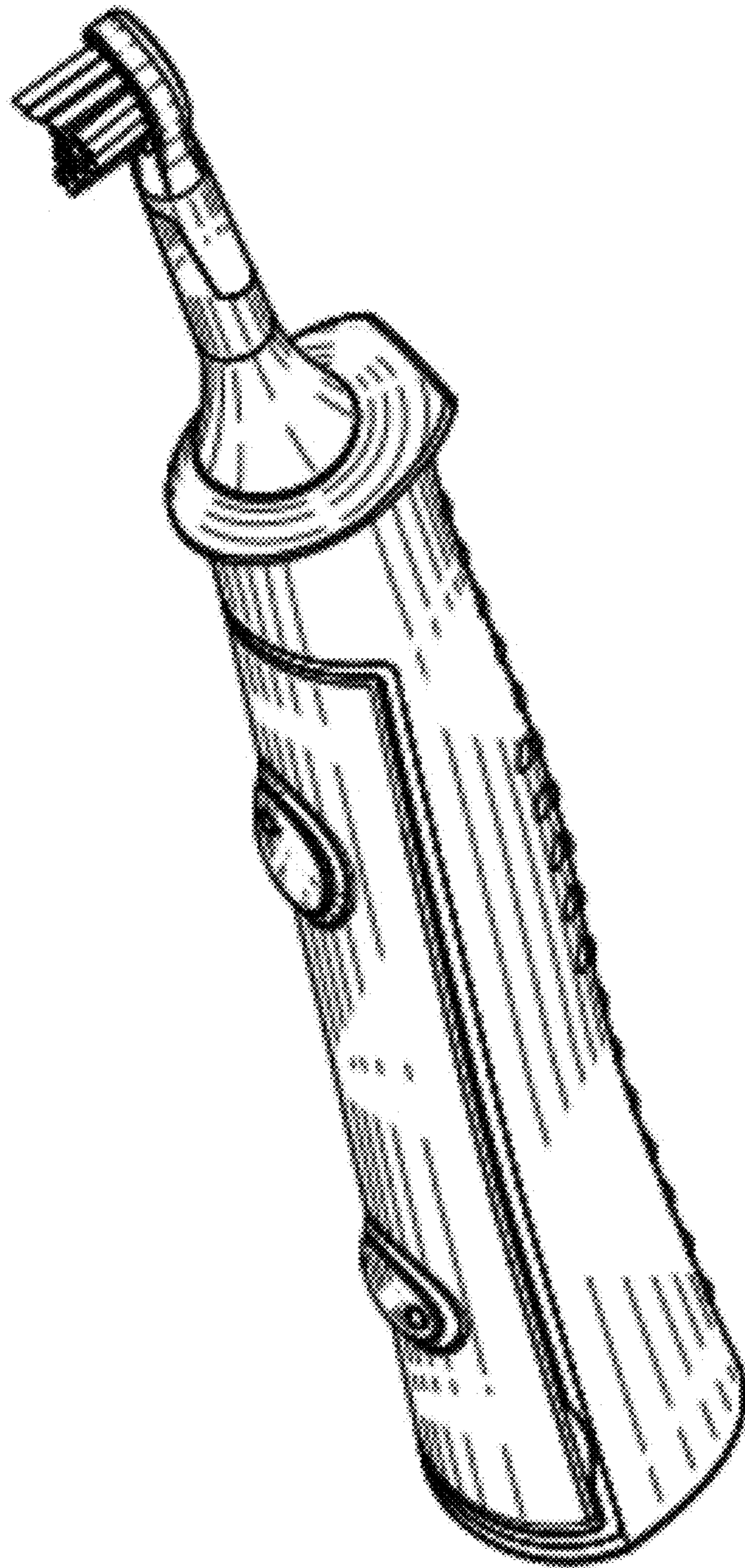


FIG. 1



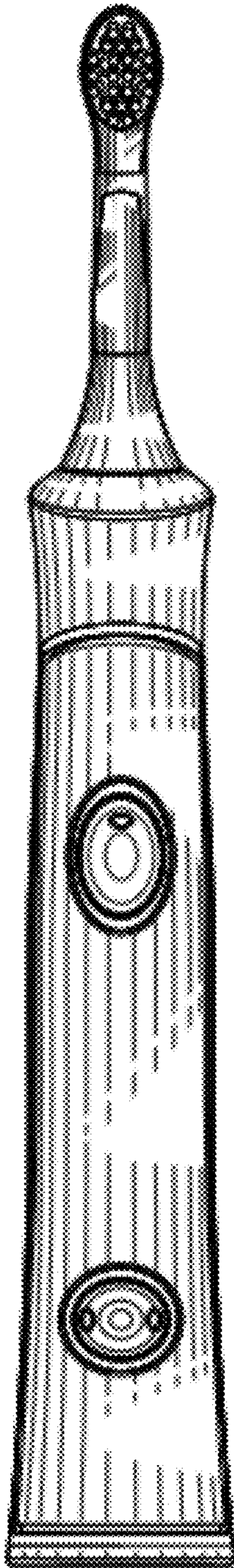


FIG. 2

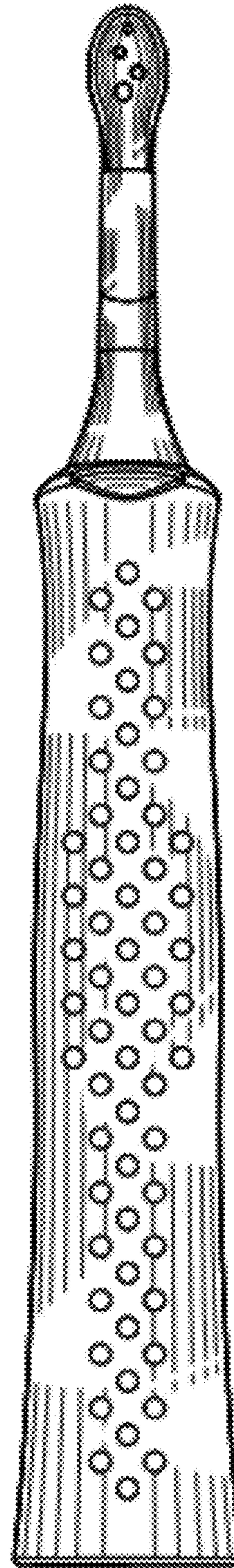


FIG. 3

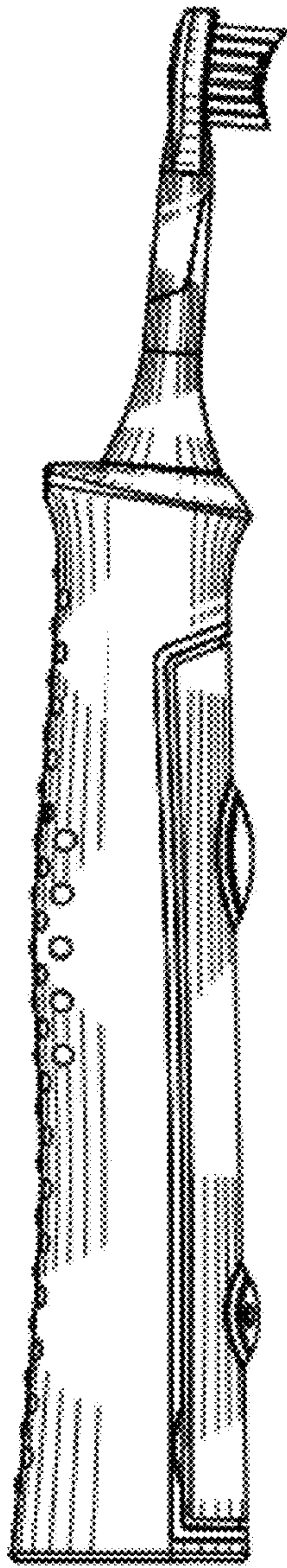


FIG. 4

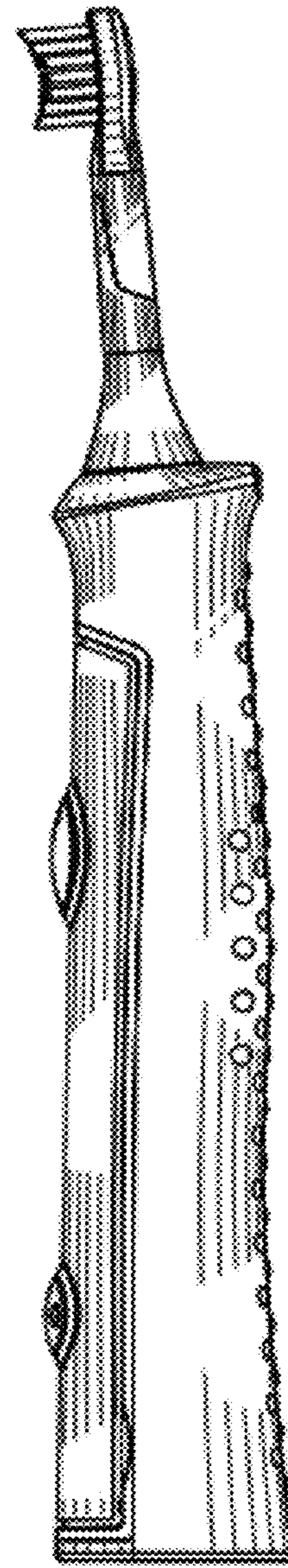


FIG. 5

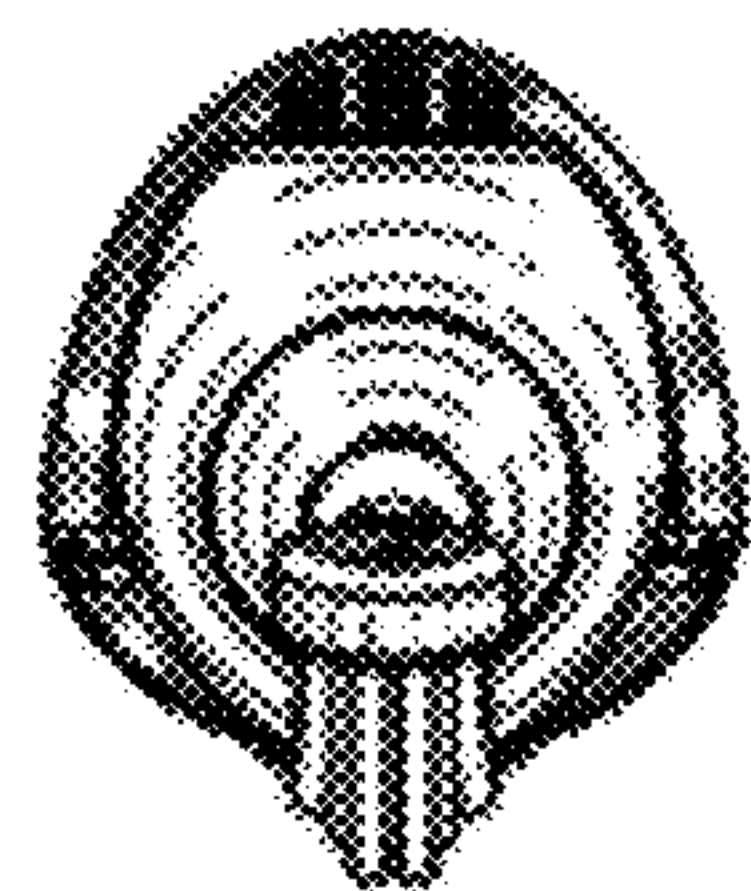


FIG. 6




FIG. 7