



US00D657947S

(12) **United States Design Patent**
Recchi et al.

(10) **Patent No.:** **US D657,947 S**

(45) **Date of Patent:** **** Apr. 24, 2012**

(54) **FOOTWEAR HEEL**

(75) Inventors: **Mark Recchi**, Lancaster, OH (US);
Andrew Burleigh, Lancaster, OH (US)

(73) Assignee: **Rocky Brands, Inc.**, Nelsonville, OH (US)

(**) Term: **14 Years**

(21) Appl. No.: **29/384,056**

(22) Filed: **Jan. 26, 2011**

(51) **LOC (9) Cl.** **02-04**

(52) **U.S. Cl.** **D2/964**

(58) **Field of Classification Search** D2/896,
D2/965, 968, 976, 915, 918, 902, 906-908,
D2/946-960, 964; 36/34 R, 35 R, 36 R,
36/36 A, 36 B, 37, 38, 35 A, 35 B, 39, 40,
36/41, 42, 34 A, 34 B, 72 B, 83, 113, 114,
36/126-130, 25 R, 26, 27, 28, 29, 30 R, 30 A,
36/31, 32 R, 32 A, 33, 25 A

See application file for complete search history.

(56) **References Cited**

U.S. PATENT DOCUMENTS

D32,839 S *	6/1900	Haigh	D2/964
D34,625 S *	6/1901	Wright	D2/964
D53,359 S *	5/1919	Clarke	D2/964
D53,625 S *	7/1919	Wright	D2/964
D54,550 S *	3/1920	Harris	D2/964
D56,933 S *	1/1921	Meyer	D2/964
D59,807 S *	11/1921	Altruda	D2/964
2,235,256 A *	3/1941	Elliott	36/34 R
D169,646 S *	5/1953	Wright	D24/192
D169,647 S *	5/1953	Wright	D24/192
2,959,874 A *	11/1960	Schlesinger	36/34 R
3,192,652 A *	7/1965	Melchiorre	36/42
3,237,321 A *	3/1966	McKinley	36/39

D223,078 S *	3/1972	Jones	D2/964
D240,471 S *	7/1976	Russell	D2/964
4,224,749 A *	9/1980	Diaz-Cano	36/35 R
D453,612 S *	2/2002	White	D2/949
D470,650 S *	2/2003	Lin	D2/964
D495,481 S *	9/2004	Cohen	D2/964

* cited by examiner

Primary Examiner — Elizabeth J Oswecki

(74) *Attorney, Agent, or Firm* — Porter, Wright, Morris & Arthur, LLP

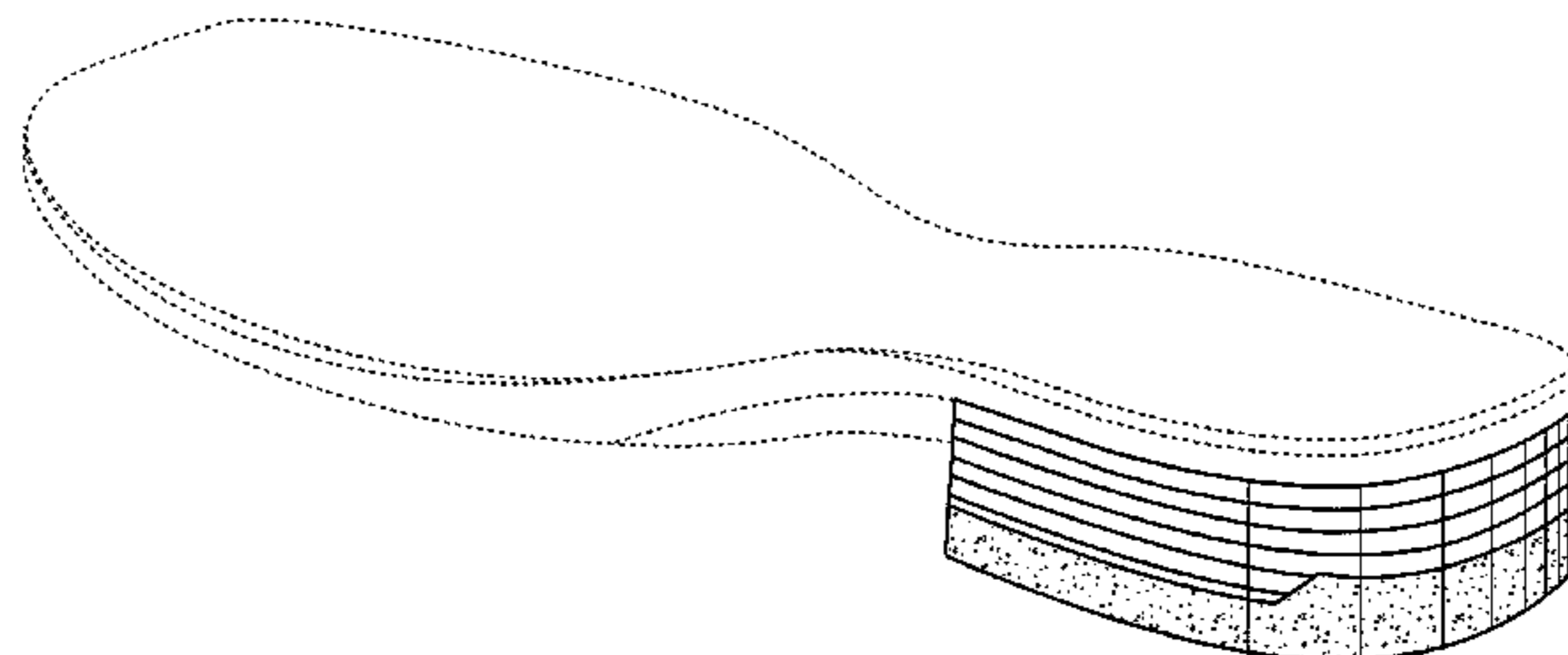
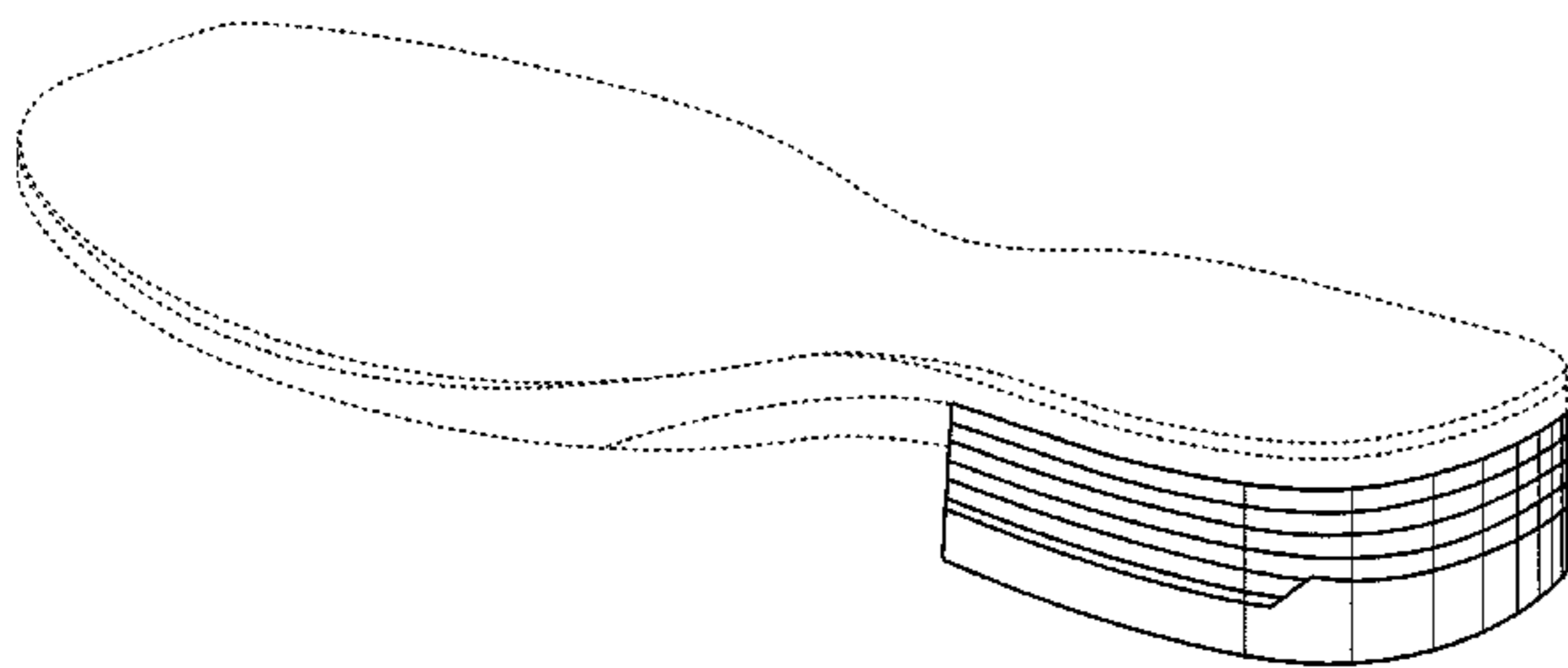
(57) **CLAIM**

The ornamental design for a footwear heel, as shown and described.

DESCRIPTION

FIG. 1 is a perspective view of a first embodiment of a footwear heel showing our new design;
 FIG. 2 is a left side view thereof, the right side view being a mirror image thereof;
 FIG. 3 is a front view thereof;
 FIG. 4 is a rear view thereof;
 FIG. 5 is a top plan view thereof;
 FIG. 6 is a bottom plan view thereof;
 FIG. 7 is a perspective view of a second embodiment of a footwear heel showing our new design;
 FIG. 8 is a left side view thereof, the right side view being a mirror image thereof;
 FIG. 9 is a front view thereof;
 FIG. 10 is a rear view thereof;
 FIG. 11 is a top plan view thereof; and,
 FIG. 12 is a bottom plan view thereof.
 In the drawings, the broken lines in FIGS. 1-12 depict portions of the design that form no part of the claim.

1 Claim, 8 Drawing Sheets



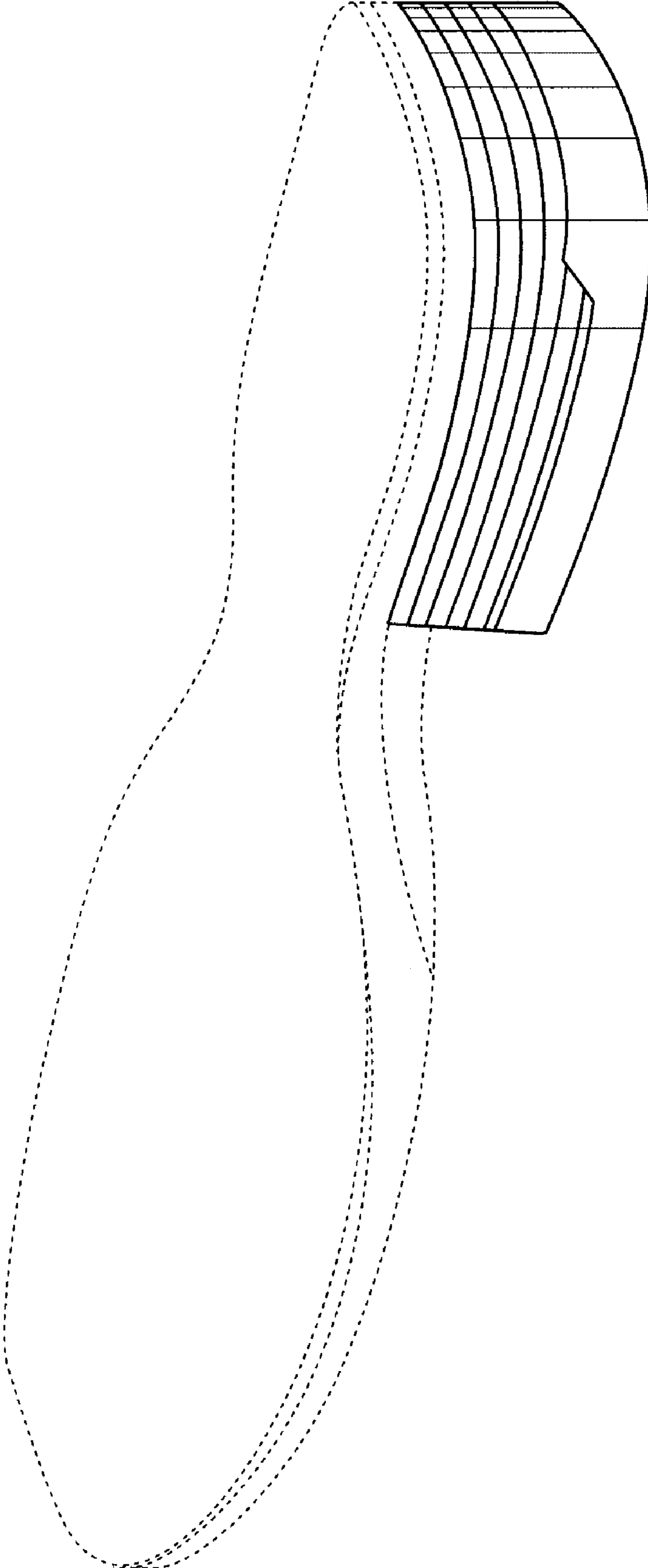


Fig. 1

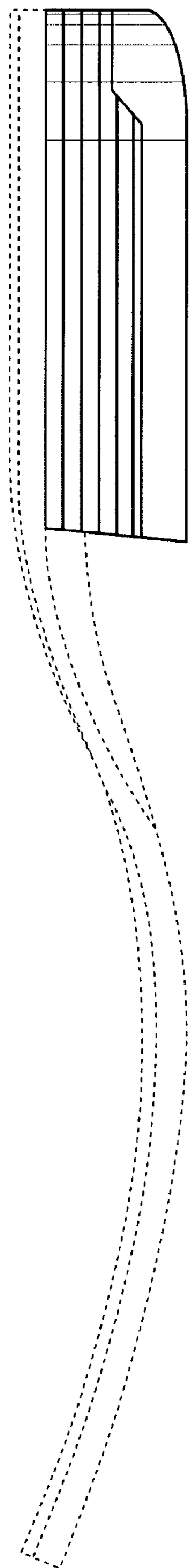


Fig. 2

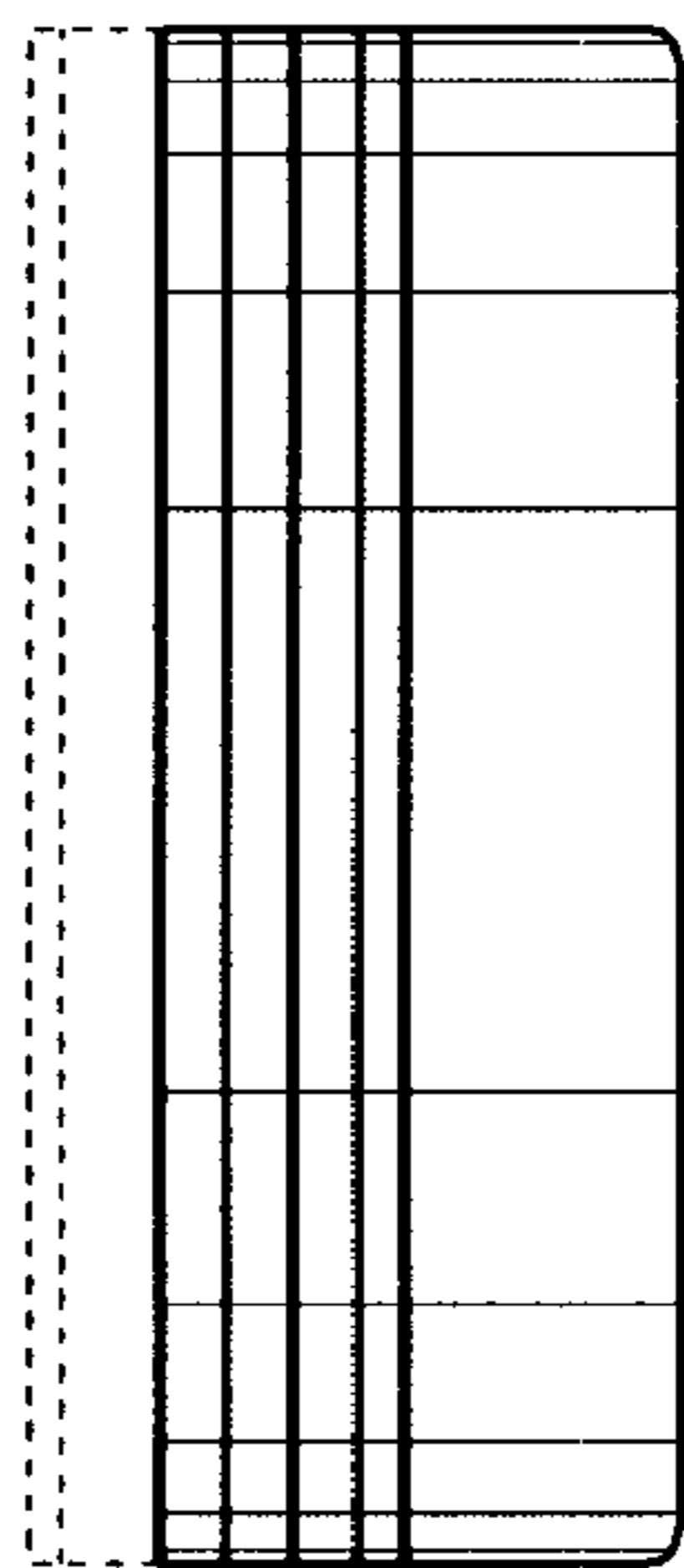


Fig. 4




Fig. 3




Fig. 5

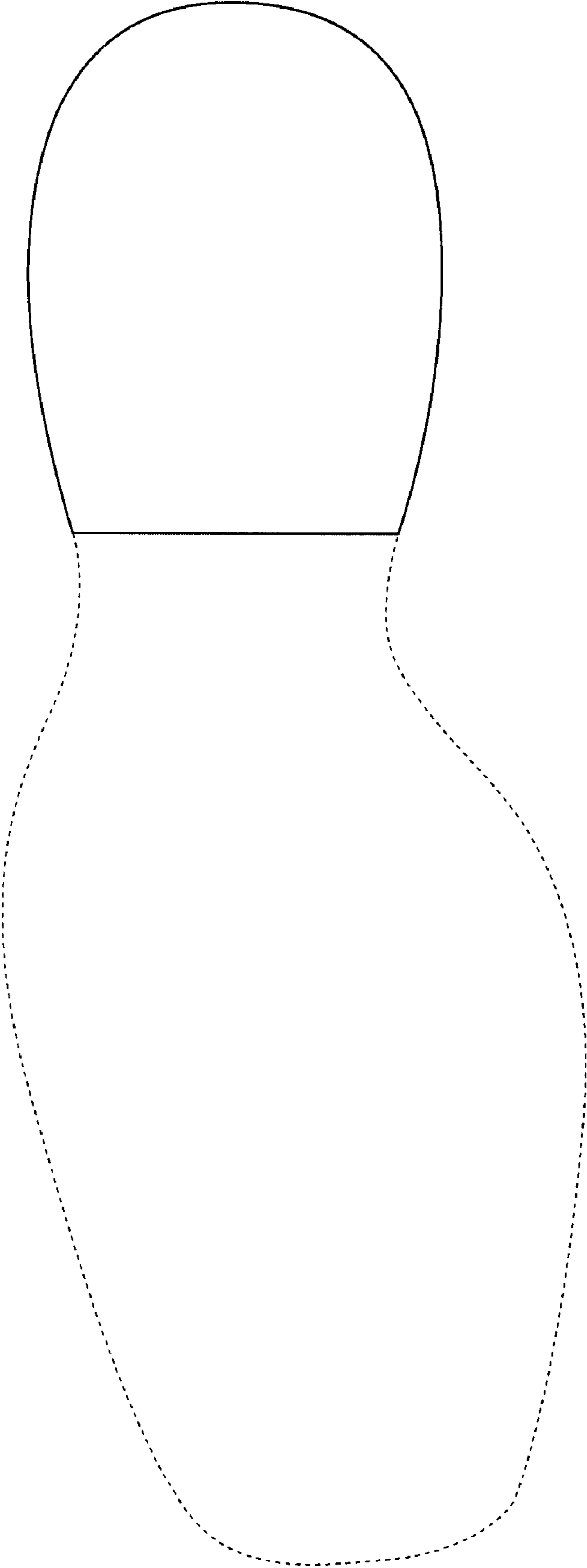


Fig. 6

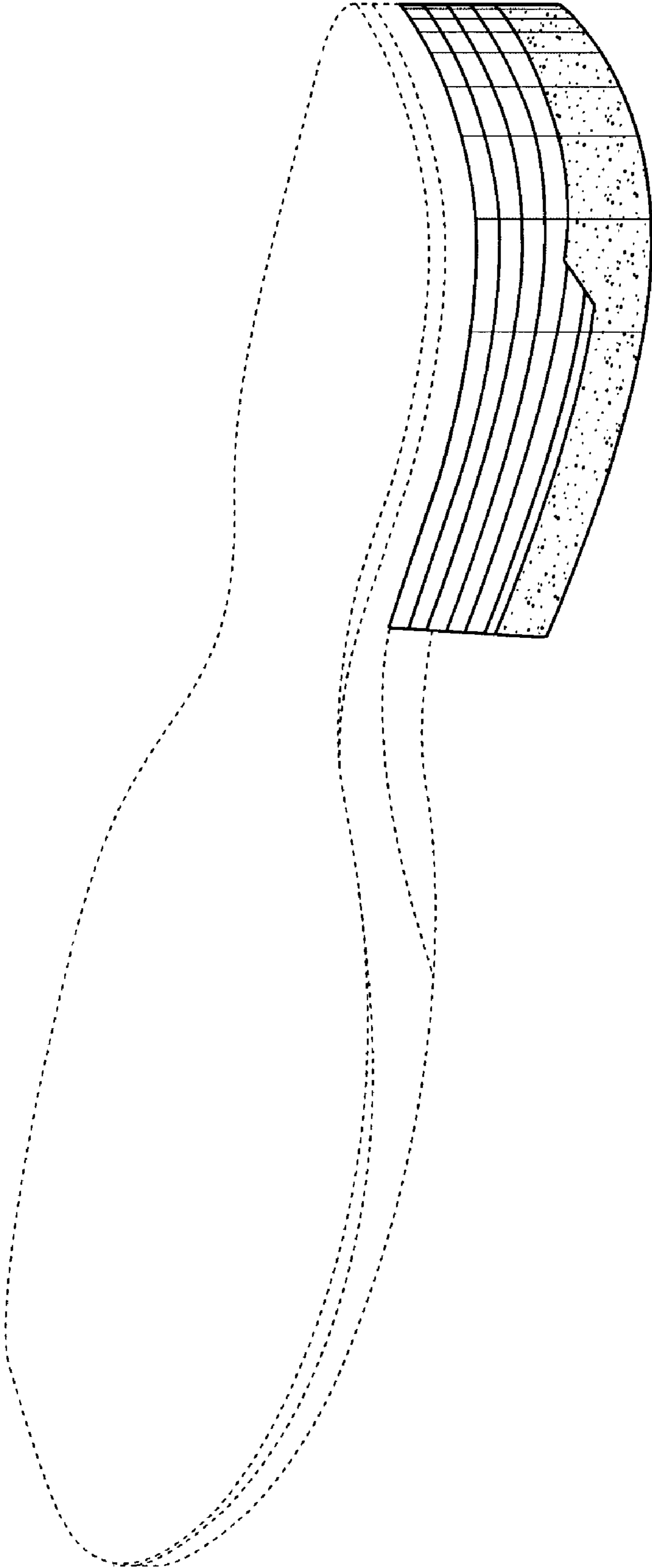


Fig. 7

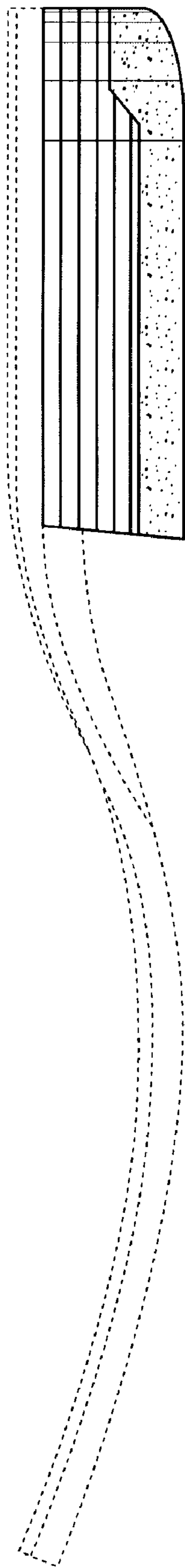


Fig. 8

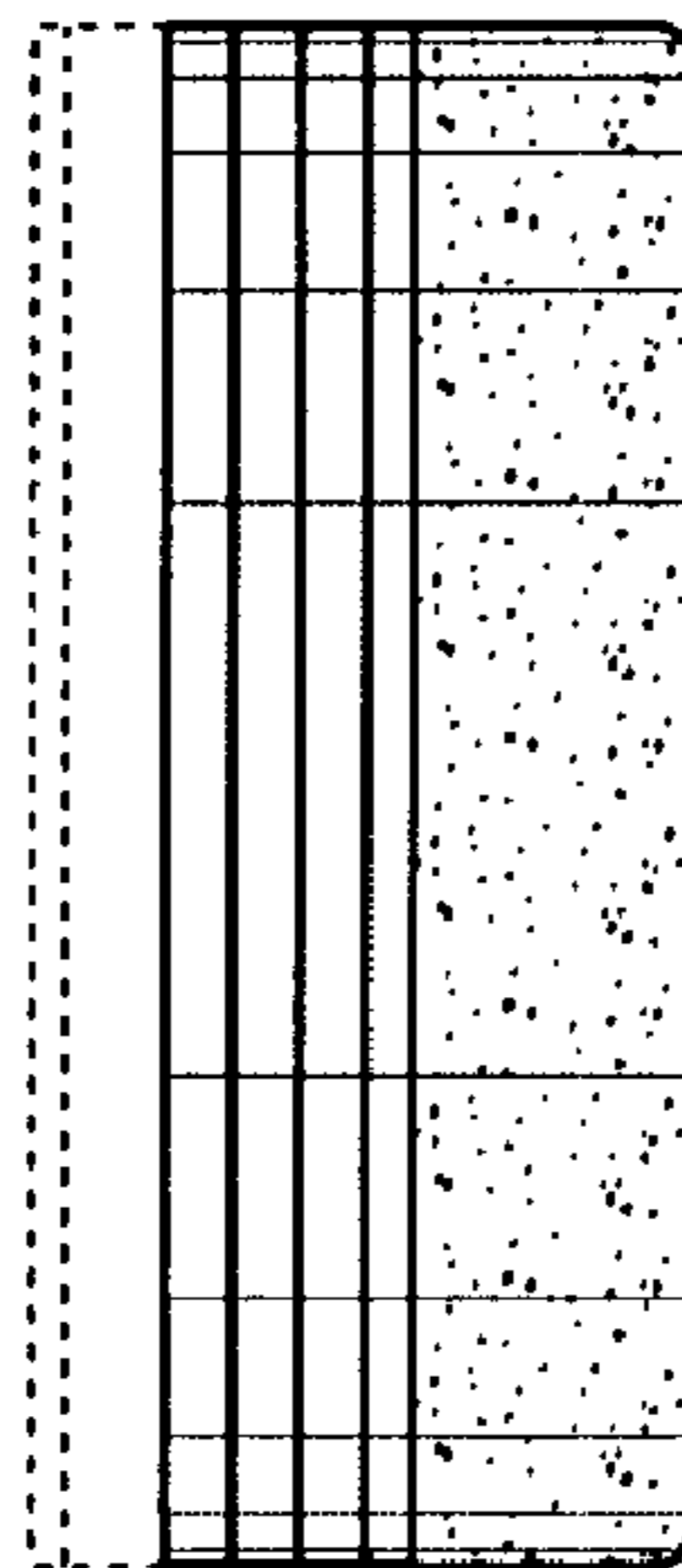


Fig. 9

Fig. 10




Fig. 11

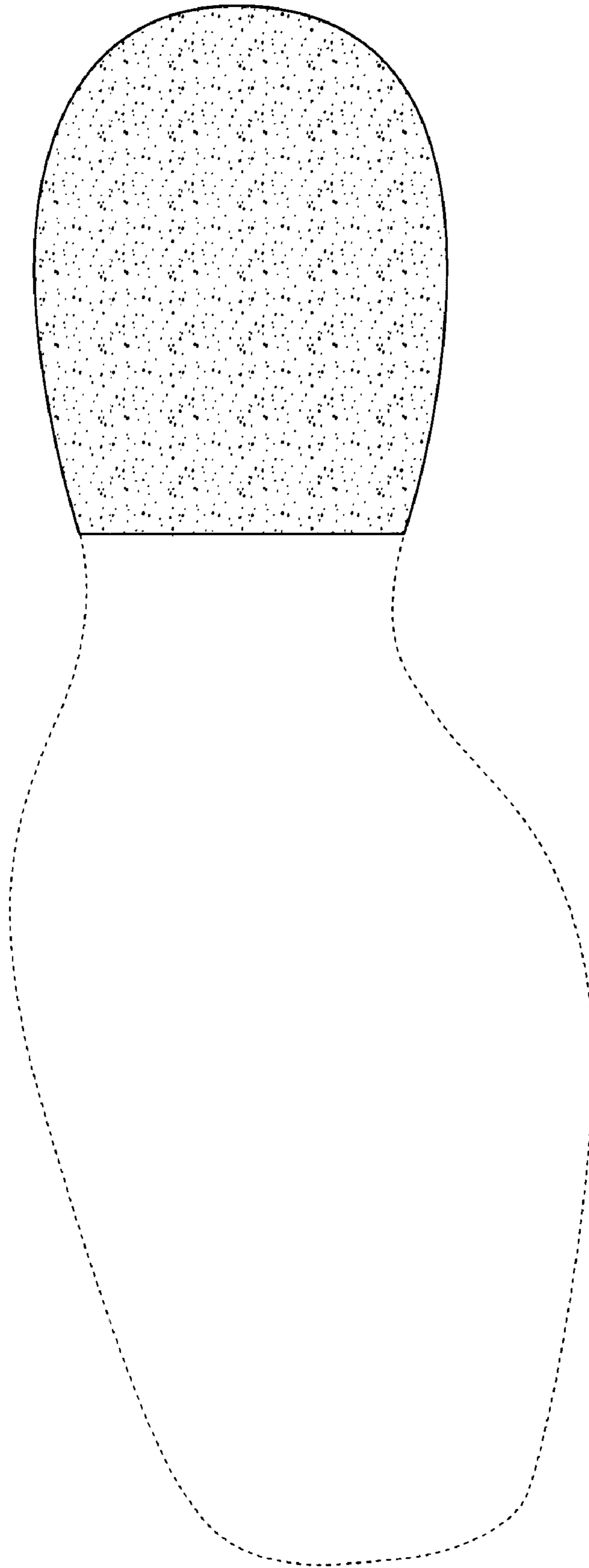


Fig. 12