



US00D657926S

(12) **United States Design Patent**
McKibbin et al.

(10) **Patent No.:** **US D657,926 S**

(45) **Date of Patent:** **** Apr. 17, 2012**

(54) **MOISTENER PAD CLEANING TOOL**

Primary Examiner — Robin V Webster

(75) Inventors: **Ryan J. McKibbin**, Baxter, IA (US);
Justin R. Halter, Melbourne, IA (US)

(57) **CLAIM**
The ornamental design for a moistener pad cleaning tool, as shown and described.

(73) Assignee: **Deere & Company**, Moline, IL (US)

DESCRIPTION

(**) Term: **14 Years**

(21) Appl. No.: **29/399,651**

FIG. 1 is a front perspective view of a moistener pad cleaning tool of the present invention.

(22) Filed: **Aug. 17, 2011**

FIG. 2 is a top view of the moistener pad cleaning tool of FIG. 1.

(51) **LOC (9) Cl.** **04-01**

FIG. 3 is a bottom view of the moistener pad cleaning tool of FIG. 1; and,

(52) **U.S. Cl.** **D32/40**

FIG. 4 is a side view of the moistener pad cleaning tool of FIG. 1.

(58) **Field of Classification Search** D32/40,
D32/42, 46; D4/118; 15/229.11, 229.13,
15/208, 209.1, 244.1–244.4, 228

See application file for complete search history.

The ornamental design which is claimed is shown in solid lines in the drawings. The portions of the design shown in broken lines are included for the purpose of illustrating environment and form no part of the claimed design. The portions of the design shown in broken lines having unequal segments illustrate the boundary of the claimed design and form no part of the claimed design.

(56) **References Cited**

U.S. PATENT DOCUMENTS

6,438,787 B1 * 8/2002 Young 15/210.1

* cited by examiner

1 Claim, 1 Drawing Sheet

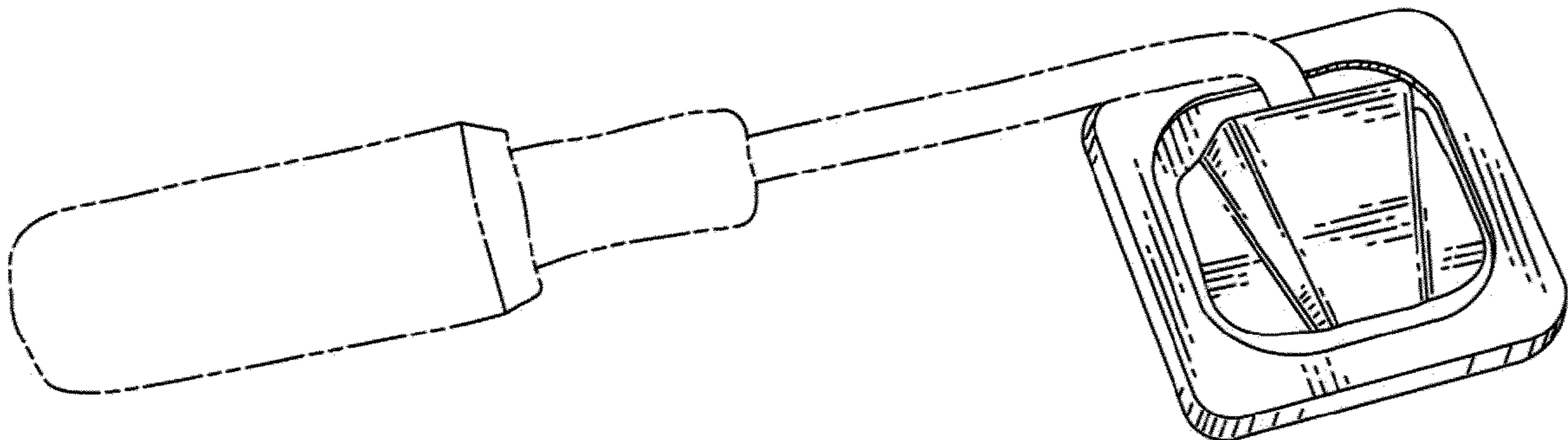


FIG. 1

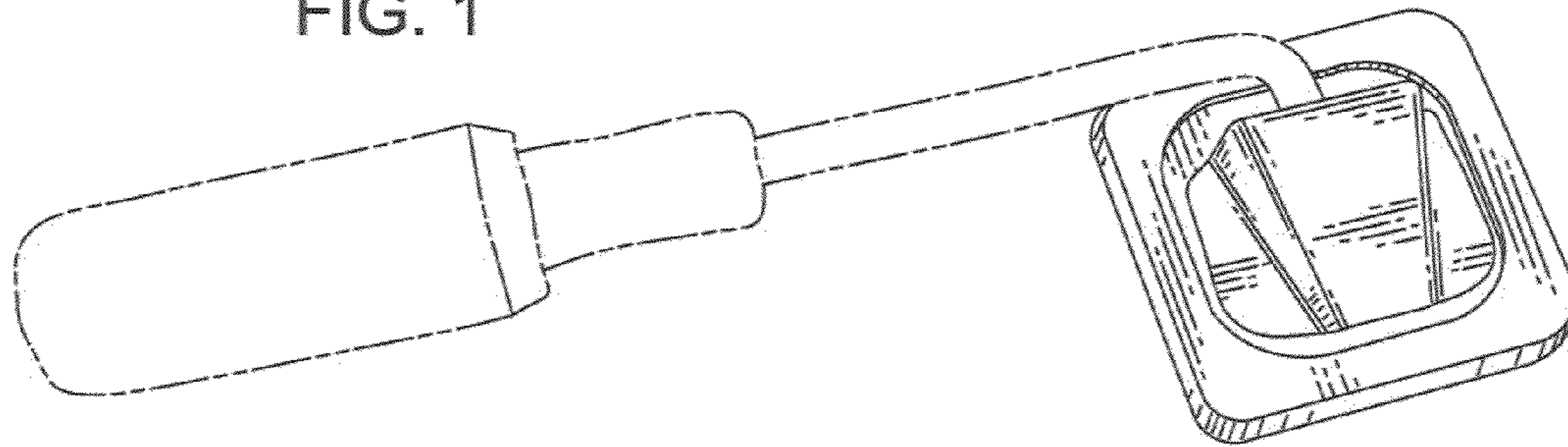


FIG. 2

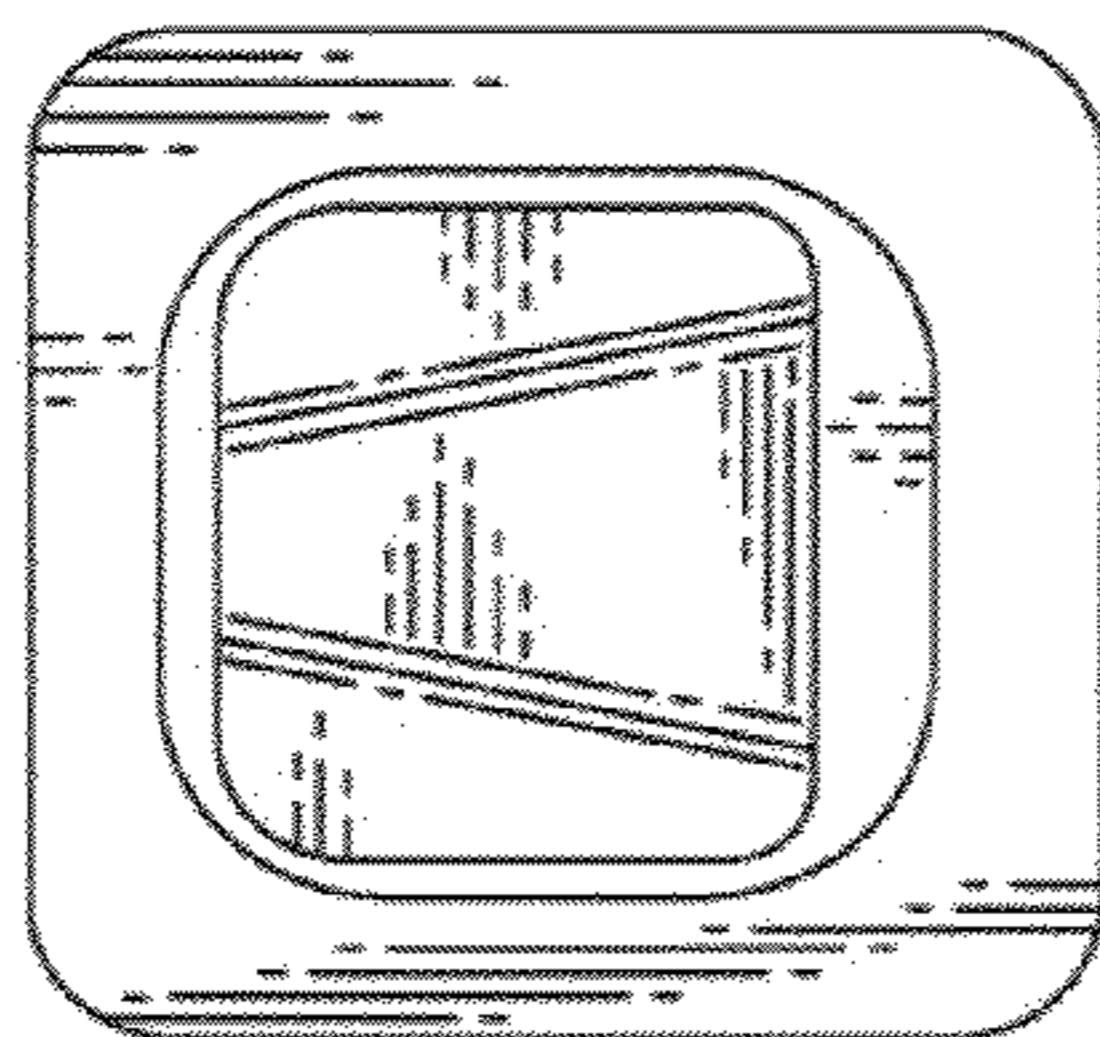


FIG. 3

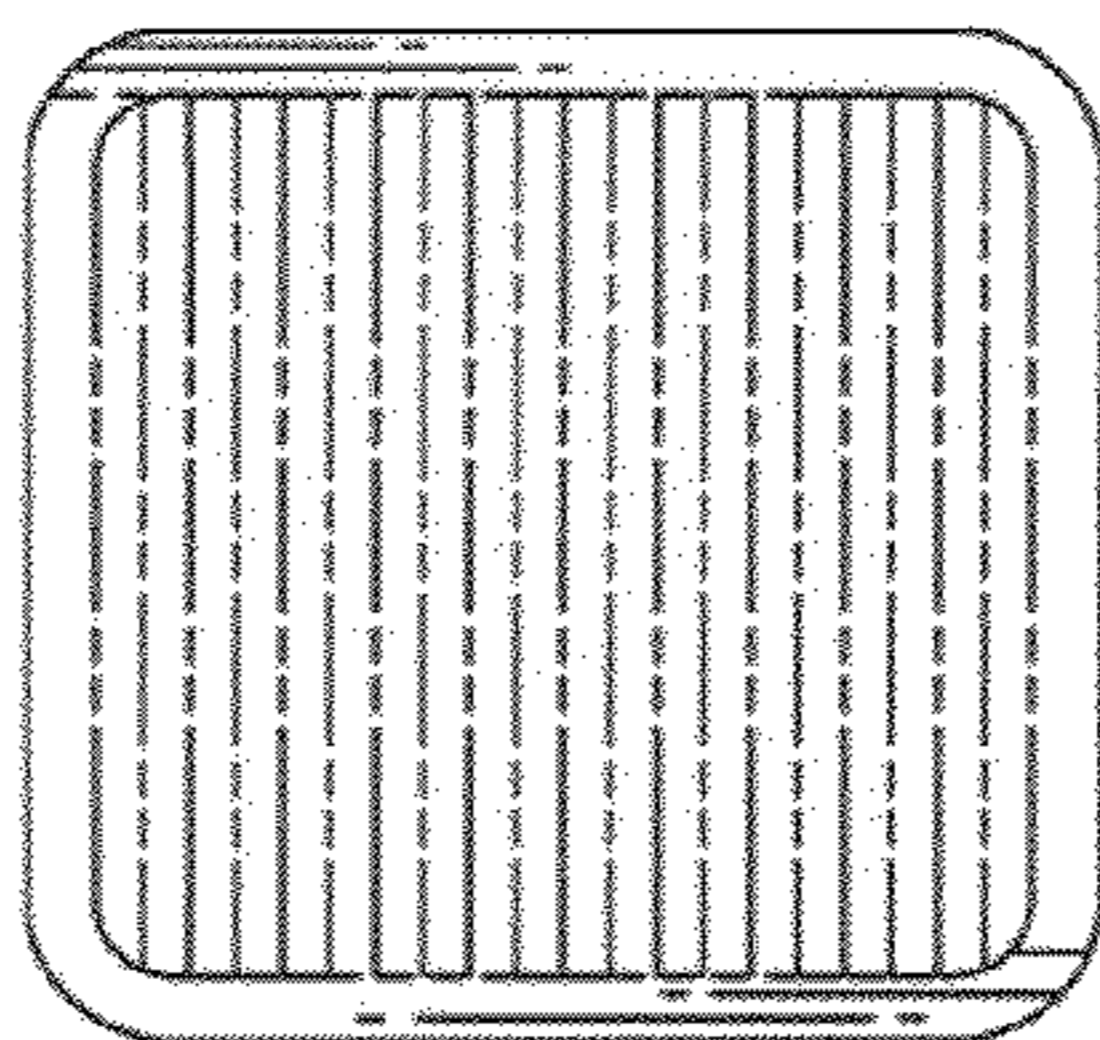


FIG. 4

