



US00D657914S

(12) **United States Design Patent**  
**Crossman**

(10) **Patent No.:** **US D657,914 S**

(45) **Date of Patent:** **\*\* Apr. 17, 2012**

(54) **SONIC DENTAL FLOSSING TOOL HOLDER**

(76) Inventor: **James R. Crossman**, North Bend, WA  
(US)

(\*\*) Term: **14 Years**

(21) Appl. No.: **29/396,053**

(22) Filed: **Jun. 24, 2011**

(51) **LOC (9) Cl.** ..... **28-03**

(52) **U.S. Cl.** ..... **D28/68**

(58) **Field of Classification Search** ..... D28/31,  
D28/56, 65-68, 73; D24/152; 433/141,  
433/146-147; 132/322-329

See application file for complete search history.

(56) **References Cited**

**U.S. PATENT DOCUMENTS**

2,735,436	A *	2/1956	Russo	.....	132/323
5,267,579	A	12/1993	Bushberger		
5,343,883	A	9/1994	Murayama		
5,947,912	A	9/1999	Montagnino		
D505,790	S *	6/2005	Kline	.....	D4/111
D526,091	S *	8/2006	Winkler et al.	.....	D28/65
7,114,506	B2	10/2006	Junkins		
D532,934	S *	11/2006	Crossman	.....	D28/65

D571,043	S *	6/2008	Crossman	.....	D28/65
D592,308	S *	5/2009	Thomssen et al.	.....	D24/152
D597,207	S *	7/2009	Kobayashi	.....	D24/152
D619,717	S *	7/2010	Toshima	.....	D24/152
D625,819	S *	10/2010	Kagawa et al.	.....	D24/152
D634,475	S *	3/2011	Nanda	.....	D28/68

\* cited by examiner

*Primary Examiner* — Zenia Bennett

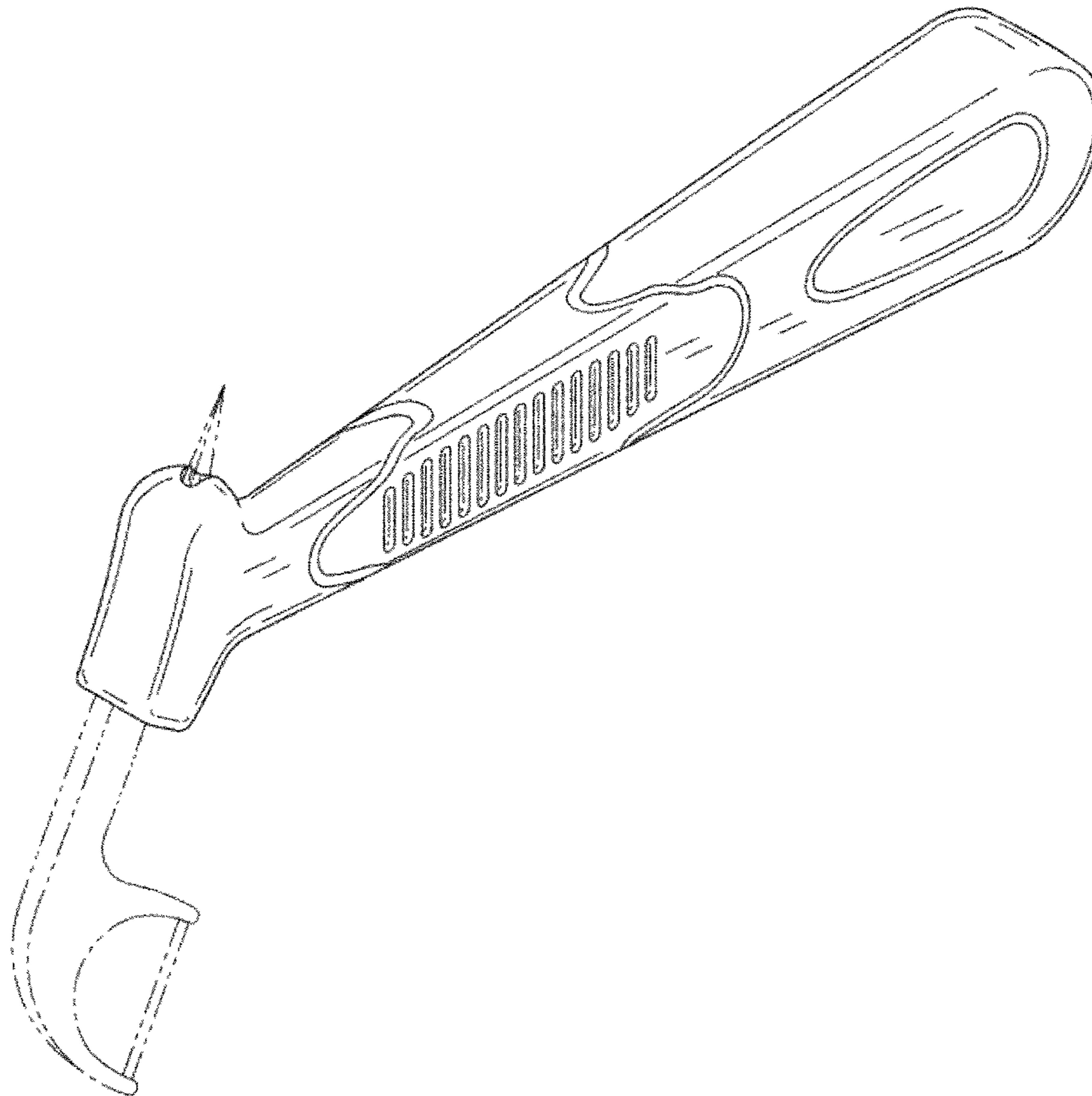
(57) **CLAIM**

The ornamental design for a sonic dental flossing tool holder, as shown and described.

**DESCRIPTION**

FIG. 1 is a right elevation view of a sonic dental flossing tool holder showing my new design; FIG. 2 is a left elevation view thereof; FIG. 3 is a front elevation view thereof; FIG. 4 is a rear elevation view thereof; FIG. 5 is a top plan view thereof; FIG. 6 is a bottom plan view thereof; and, FIG. 7 is an isometric view thereof. The broken lines in FIG. 7 depict dental floss as environmental subject matter only and form no part of the claimed design.

**1 Claim, 3 Drawing Sheets**



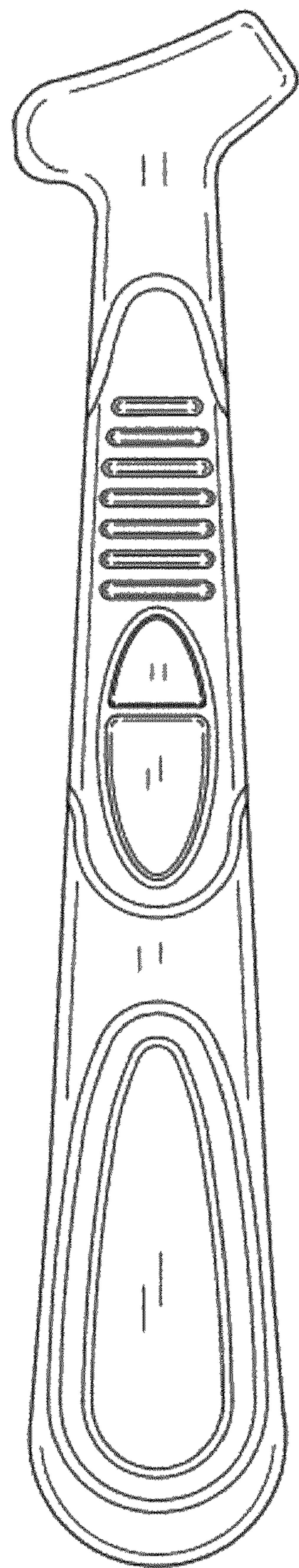


FIG. 1

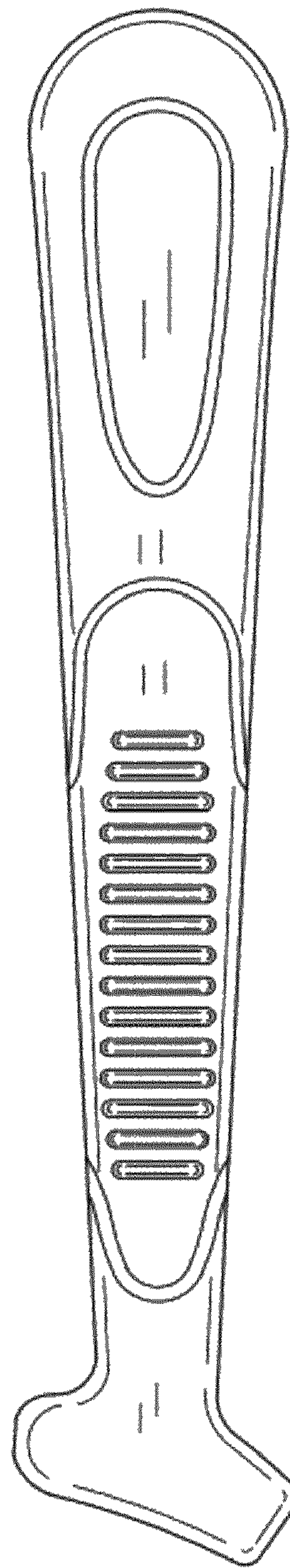


FIG. 2



FIG. 3  
FIG. 4

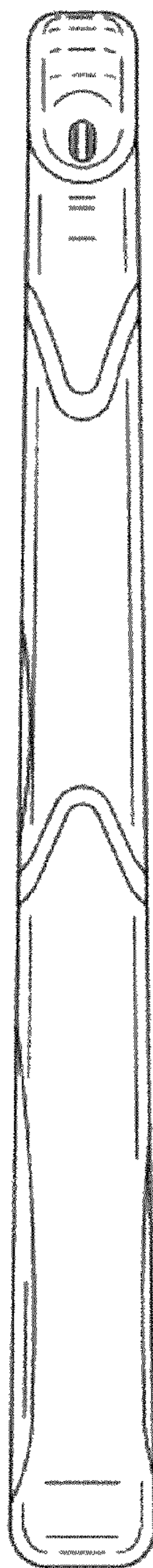


FIG. 5

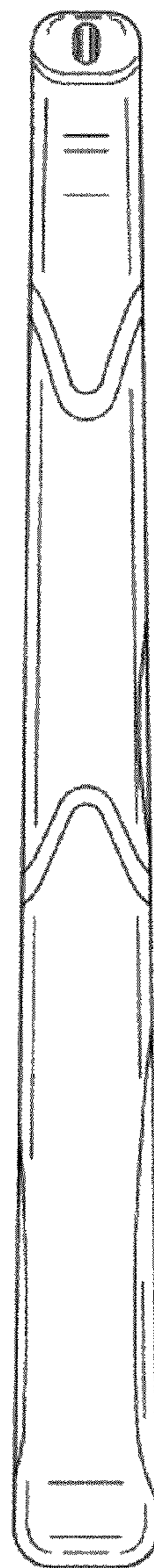


FIG. 6

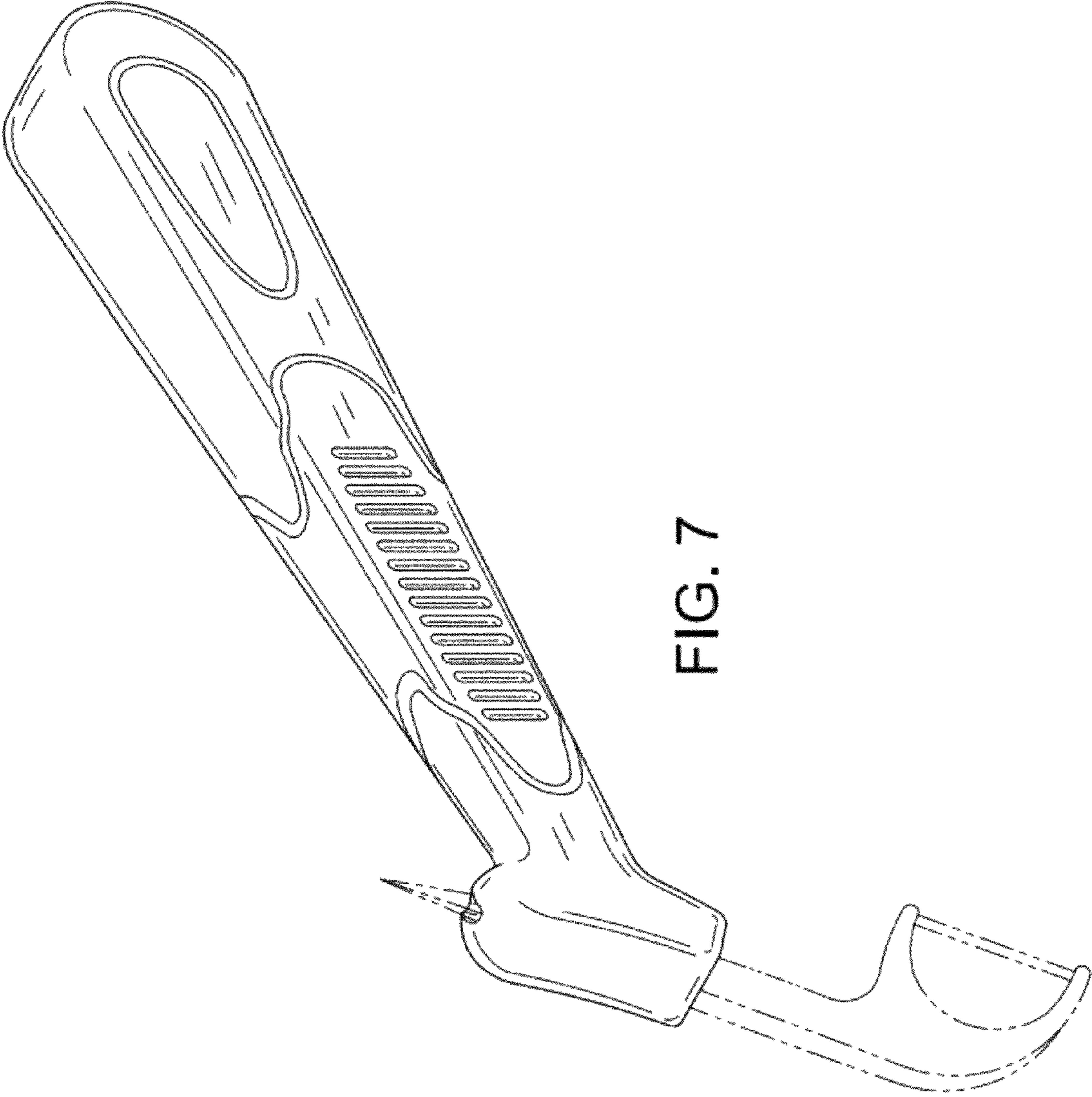


FIG. 7