



US00D657903S

(12) **United States Design Patent**
MacVeigh

(10) **Patent No.:** **US D657,903 S**
(45) **Date of Patent:** **** Apr. 17, 2012**

(54) **LAMP THROW**

(76) Inventor: **Carol MacVeigh**, Stephentown, NY
(US)

(**) Term: **14 Years**

(21) Appl. No.: **29/312,939**

(22) Filed: **Nov. 24, 2008**

(51) **LOC (9) Cl.** **26-99**

(52) **U.S. Cl.** **D26/118**

(58) **Field of Classification Search** D26/85,
D26/133, 134, 136, 122, 138, 118, 124, 69,
D26/68, 67, 71, 125, 149, 147, 156, 94, 73,
D26/32, 47, 57, 152, 74, 142, 2, 140, 60,
D26/51, 38, 135, 119; D8/71, 72, 395, 328;
D19/65, 90; 248/206.5, 689, 229.13, 229.15;
D32/8, 55, 58; 211/106, 119.01, 119.09,
211/85.15; 439/540.1; 362/183, 249.01-249.11,
362/356, 365, 523, 190, 191, 351, 352, 357,
362/358; D24/99, 327, 134, 227; D2/624;
24/316, 306, 339, 3.1, 3.11, 3.12; D6/557,
D6/462; 52/19, 28; D13/102, 179, 180,
D13/134, 110, 138.1, 133; 398/38; D14/511,
D14/496

See application file for complete search history.

(56) **References Cited**

U.S. PATENT DOCUMENTS

476,239	A	6/1892	Bearse	
524,825	A *	8/1894	Hohenstein	362/357
1,502,617	A *	7/1924	Cline	362/348
1,733,451	A *	10/1929	Dixon	362/357
2,117,890	A *	5/1938	Johnson	362/358
2,192,624	A *	3/1940	Schwarz	362/358
D139,009	S *	10/1944	Denenberg	D26/134
D139,010	S *	10/1944	Denenberg	D26/134
2,516,286	A *	7/1950	Yeidel	362/357
3,246,139	A *	4/1966	Byer	362/358
4,061,913	A *	12/1977	Ross	362/357
4,354,222	A *	10/1982	Gall	362/352

D293,380	S *	12/1987	Wells	D26/23
4,731,715	A	3/1988	Anderson	
5,662,412	A *	9/1997	Glendmyer	362/351
5,746,506	A *	5/1998	Dunbar	362/351
5,975,725	A *	11/1999	Ireland-Stacy	362/357
6,315,434	B1 *	11/2001	Long	362/352
6,508,282	B2 *	1/2003	Garofalo et al.	150/154
6,857,766	B2	2/2005	Verdi	
D522,789	S *	6/2006	Kahn	D6/610
D531,749	S *	11/2006	Wright	D26/118
7,497,602	B2 *	3/2009	Lien	362/352
2002/0071281	A1 *	6/2002	Dickson	362/351

* cited by examiner

Primary Examiner — Kevin Rudzinski

(57) **CLAIM**

The ornamental design for a lamp throw, as shown and described.

DESCRIPTION

FIG. 1 is a perspective view of a lamp throw partially raised above an existing lampshade showing my new design in a position of use;

FIG. 2 is a perspective view of a lamp throw completely covering the existing lampshade shown in FIG. 1, shown in a position of use;

FIG. 3 is a top plan view thereof;

FIG. 4 is a bottom plan view thereof;

FIG. 5 is a left side elevational view thereof.

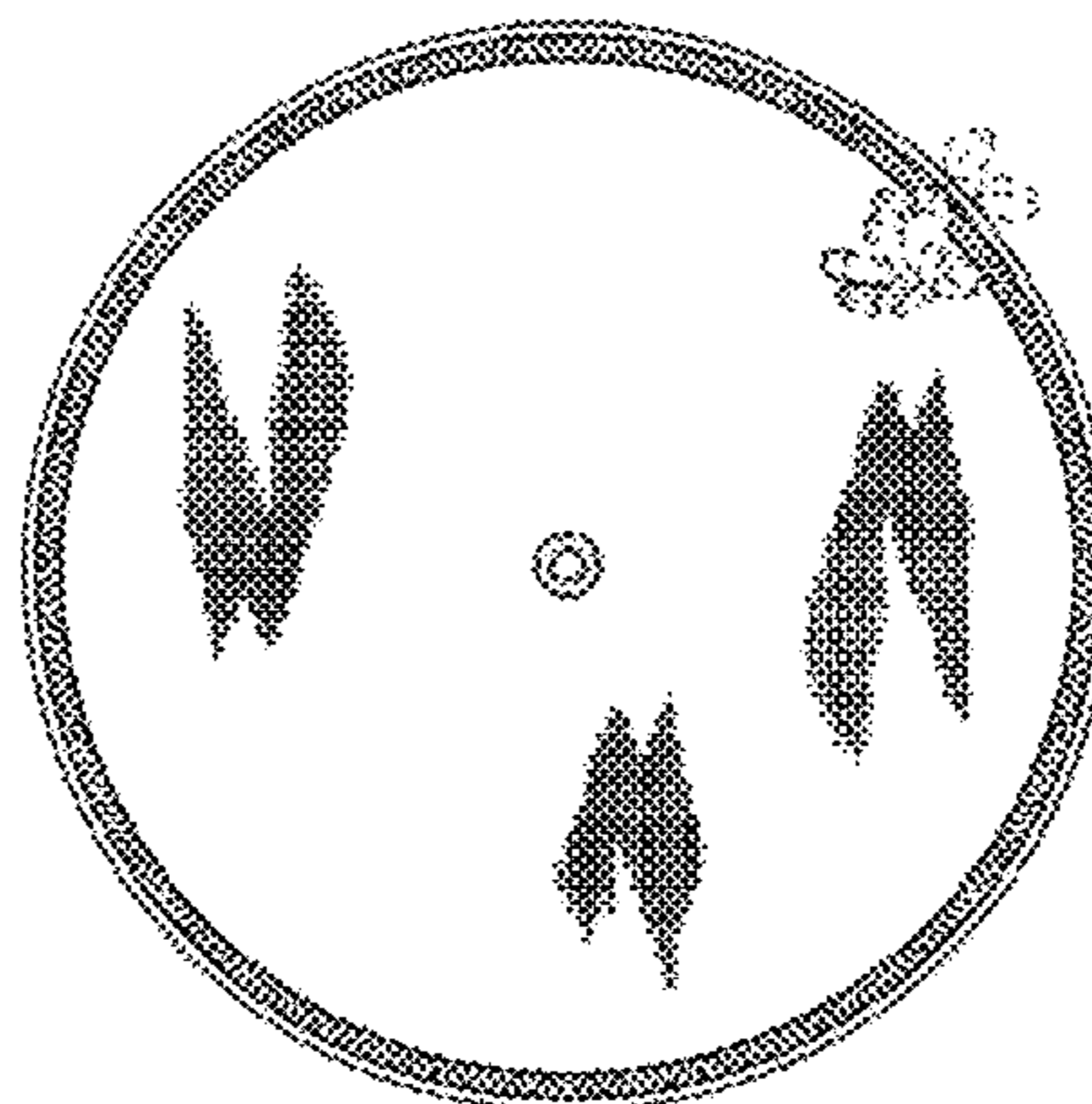

FIG. 6 is a right side elevational view thereof;

FIG. 7 is a front elevational view thereof; and,

FIG. 8 is a rear elevational view thereof.

The broken line illustration of a lighting fixture, trim and accessory shown in the drawings illustrate environmental structure and form no part of the claimed design. The areas of cross hatching shown on the drawings represent fabric, and are understood to exist across the entire surfaces on which they are shown. The dash-dot-dash lines indicate the bounds of the claimed design and form no part of the claimed design.

1 Claim, 3 Drawing Sheets






Fig. 1

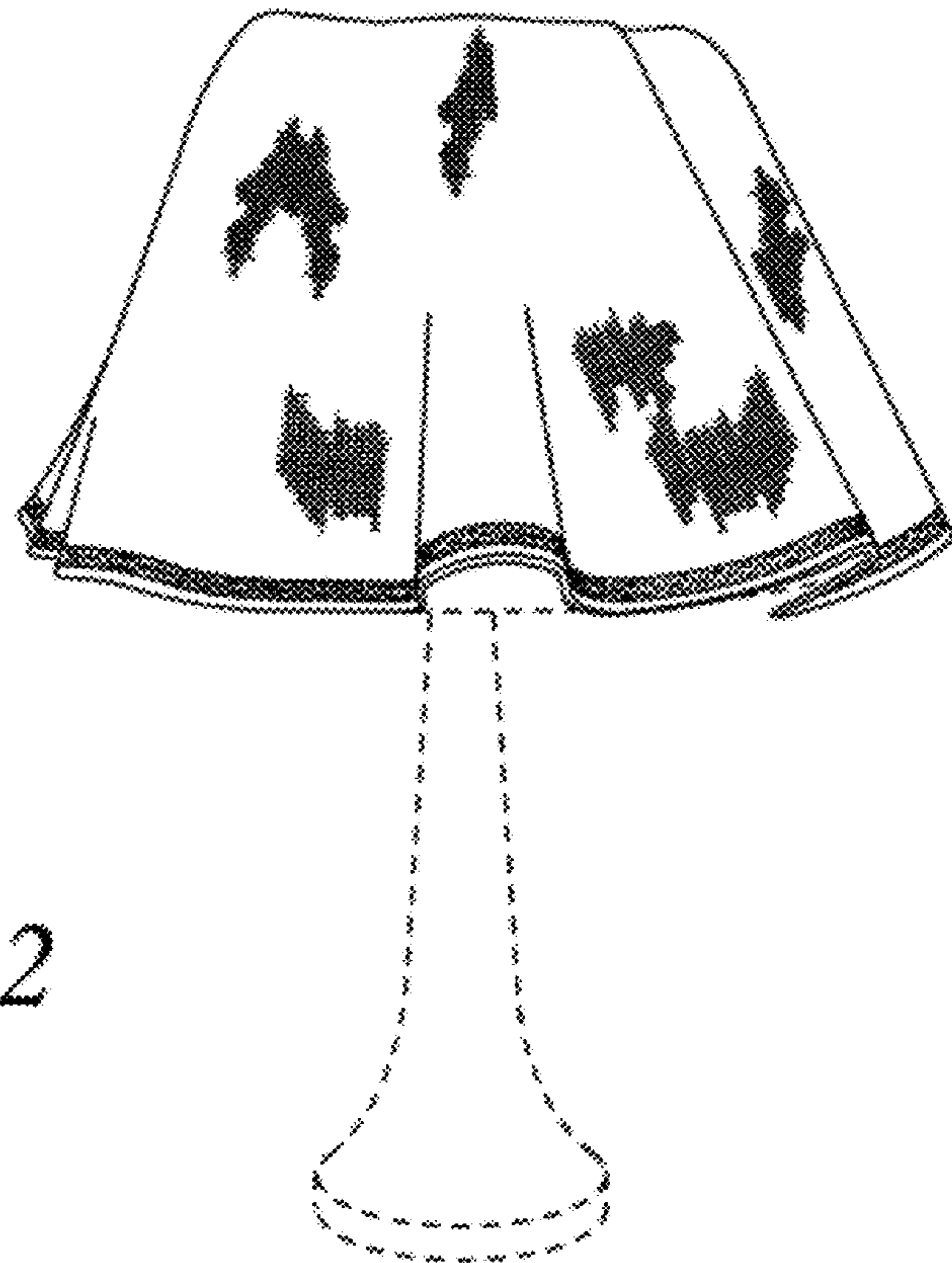


Fig. 2




Fig. 3

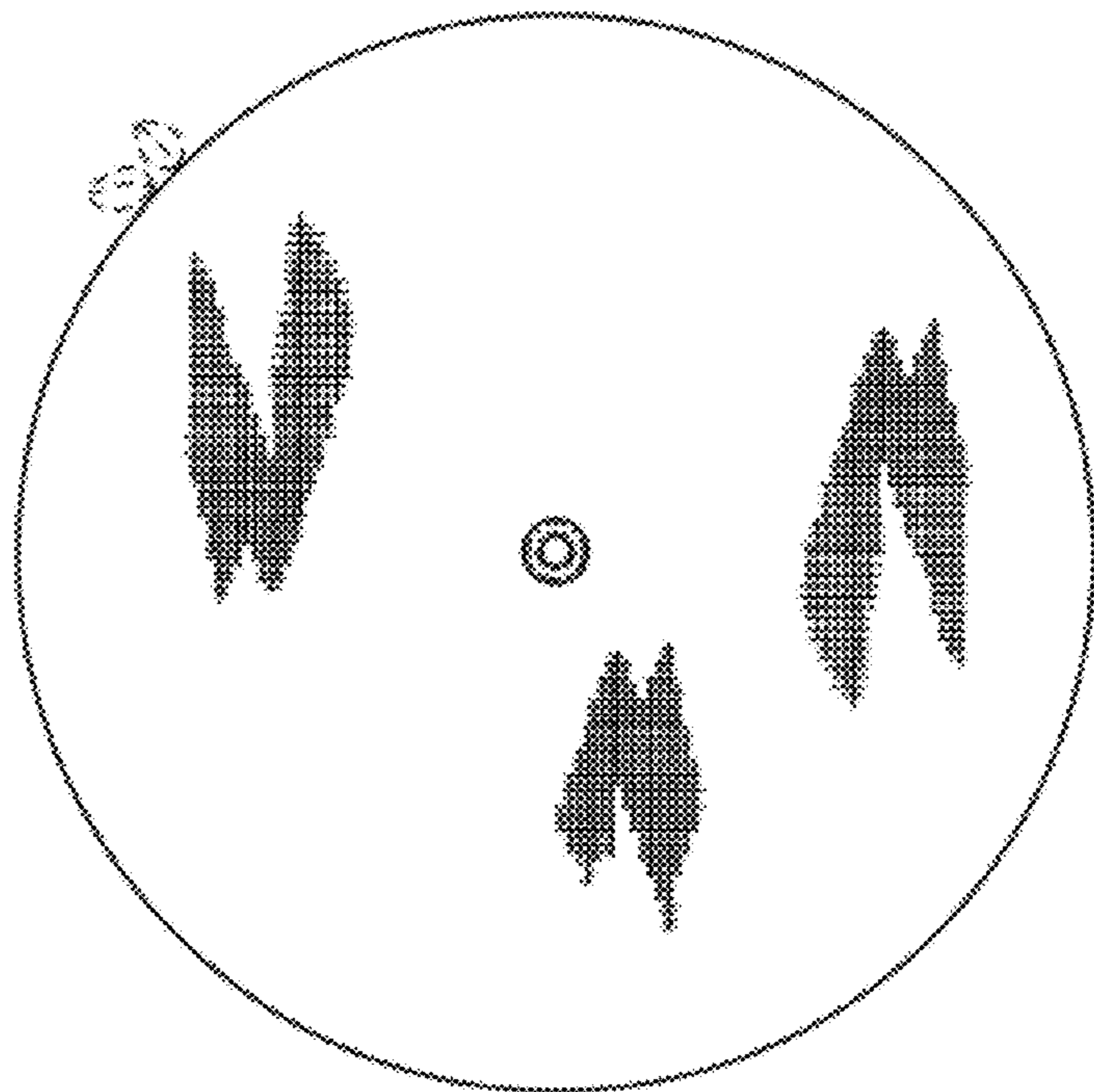


Fig. 4



Fig. 5

Fig. 6



Fig. 7

Fig. 8

