



US00D657879S

(12) **United States Design Patent**
Lee et al.

(10) **Patent No.:** **US D657,879 S**
(45) **Date of Patent:** **** Apr. 17, 2012**

(54) **ORTHOPEdic DEVICE**

(75) Inventors: **Jane Lee**, Fullerton, CA (US); **Palmi Einarsson**, Kopavogur (IS); **Brice Robertson**, Sunnyvale, CA (US)

(73) Assignee: **Ossur HF**, Reykjavik (IS)

(**) Term: **14 Years**

(21) Appl. No.: **29/401,249**

(22) Filed: **Sep. 9, 2011**

Related U.S. Application Data

(62) Division of application No. 29/368,227, filed on Aug. 20, 2010, now Pat. No. Des. 647,622.

(51) **LOC (9) Cl.** **24-01**

(52) **U.S. Cl.** **D24/190**

(58) **Field of Classification Search** D24/190;
D29/121.1; 602/3, 5, 6, 16, 21-23, 26, 27,
602/30, 60-66; 2/16, 22, 24
See application file for complete search history.

(56) **References Cited**

U.S. PATENT DOCUMENTS

3,575,166	A	4/1971	Rosman	
3,669,105	A	6/1972	Castiglia	
4,241,730	A	12/1980	Helfet	
D286,183	S *	10/1986	Womack et al.	D24/190
4,986,264	A *	1/1991	Miller	602/16
5,022,391	A	6/1991	Weidenburner	
D318,736	S *	7/1991	Castillo	D24/190
5,131,385	A	7/1992	Kuehnegger et al.	
5,230,697	A	7/1993	Castillo et al.	
5,288,286	A	2/1994	Davis et al.	
5,288,287	A *	2/1994	Castillo et al.	602/16
D346,028	S	4/1994	Lengyel	
5,336,161	A	8/1994	Lengyel	
D357,070	S	4/1995	Castillo	
5,415,625	A	5/1995	Cassford et al.	

5,458,565	A	10/1995	Tillinghast, III et al.	
D370,533	S *	6/1996	Kilbey	D24/190
D372,536	S *	8/1996	Grifka	D24/190
D372,983	S	8/1996	Nebolon	
5,571,078	A	11/1996	Malewicz	
5,577,998	A	11/1996	Johnson, Jr. et al.	
5,586,970	A	12/1996	Morris et al.	

(Continued)

FOREIGN PATENT DOCUMENTS

WO 01/89434 A1 11/2001

(Continued)

OTHER PUBLICATIONS

Dj Orthopedics Product Information Sheet for Defiance®, obtained prior to Aug. 20, 2010, 1 page.

(Continued)

Primary Examiner — Susan E Krakower

(74) *Attorney, Agent, or Firm* — Bacon & Thomas, PLLC

(57) **CLAIM**

The ornamental design for an orthopedic device, as shown and described.

DESCRIPTION

FIG. 1 is a front perspective view of a lower assembly of an orthopedic device, showing our design.

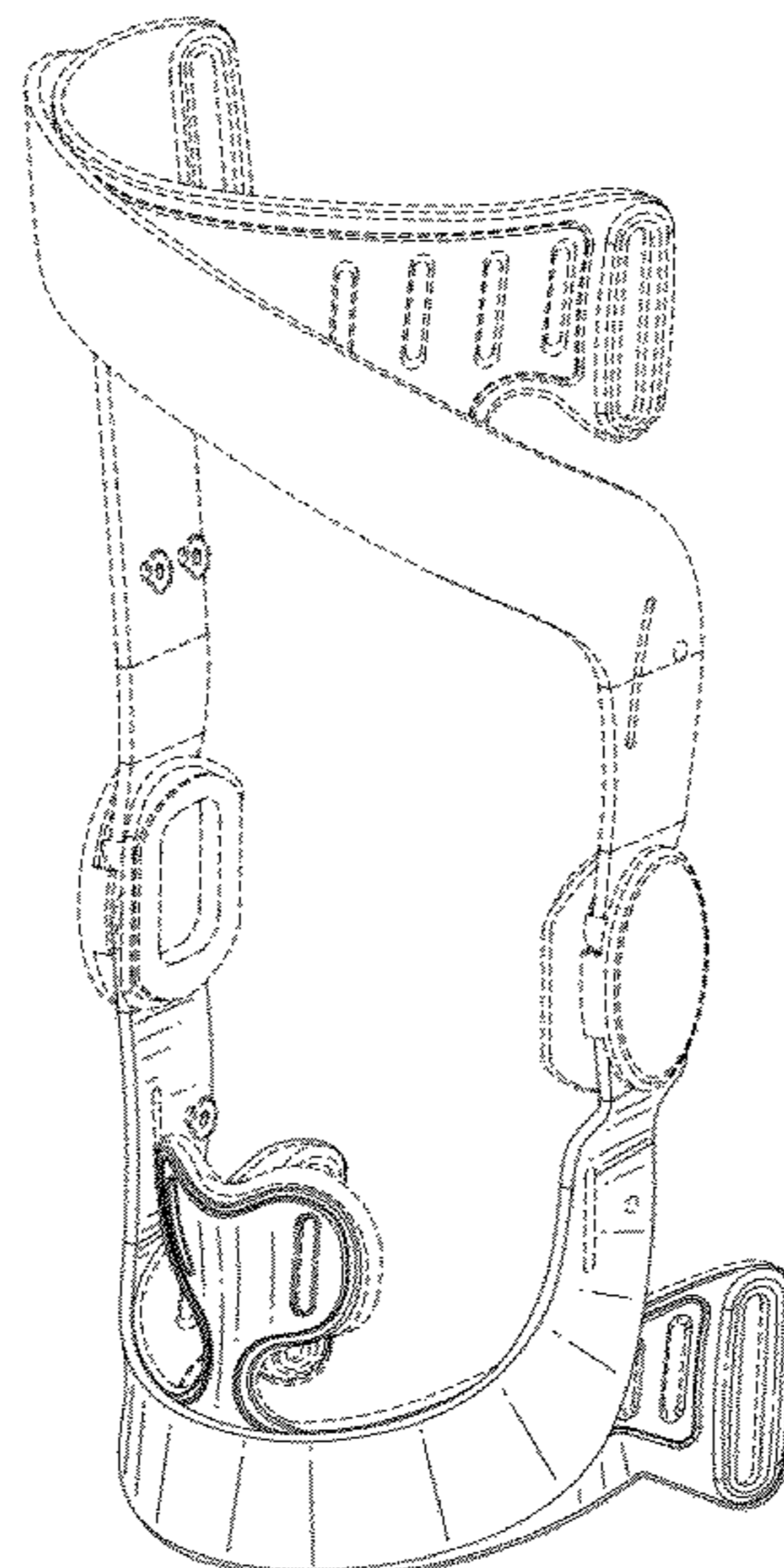
FIG. 2 is a front elevational view of the lower assembly of FIG. 1.

FIG. 3 is a first side elevational view of the lower assembly of FIG. 1; and,

FIG. 4 is a second side elevational view of the lower assembly of FIG. 1.

The broken lines are included for the purpose of illustrating environmental structure and form no part of the claimed design.

1 Claim, 4 Drawing Sheets



US D657,879 S

Page 2

U.S. PATENT DOCUMENTS

5,743,865	A	4/1998	Townsend	
5,766,140	A	6/1998	Tillinghast, III et al.	
5,782,780	A	7/1998	Mason et al.	
5,807,294	A *	9/1998	Cawley et al.	602/26
D416,624	S *	11/1999	Nauert	D24/190
6,056,713	A	5/2000	Hayashi	
D431,295	S *	9/2000	Rothenberg	D24/190
D433,756	S *	11/2000	Castillo	D24/190
RE37,297	E	7/2001	Smith, III	
6,290,664	B1	9/2001	Nauert	
6,461,318	B2	10/2002	Freeman et al.	
6,623,439	B2	9/2003	Nelson et al.	
6,702,770	B2	3/2004	Bremer et al.	
6,740,054	B2	5/2004	Stearns	
6,796,952	B2	9/2004	Nelson et al.	
6,866,646	B2	3/2005	Hopkins et al.	
6,878,126	B2	4/2005	Nelson et al.	
6,890,314	B2	5/2005	Seligman	
6,936,019	B2	8/2005	Mason	
6,962,571	B2	11/2005	Castillo	
7,059,329	B2	6/2006	Mason et al.	
7,125,392	B2	10/2006	Scott	
7,201,728	B2	4/2007	Sterling	
7,207,960	B2	4/2007	Kenney	
D546,955	S *	7/2007	Bauerfiend et al.	D24/190
D548,844	S *	8/2007	Castillo	D24/190
7,311,687	B2	12/2007	Hoffmeier et al.	
D558,884	S *	1/2008	Ingimundarson et al.	D24/190
D577,828	S *	9/2008	Ingimundarson et al.	D24/190
7,462,160	B2	12/2008	Nobbe et al.	
7,479,122	B2	1/2009	Ceriani et al.	
7,485,103	B2 *	2/2009	Mason et al.	602/16
7,534,219	B2	5/2009	Stearns	
7,608,051	B1	10/2009	Nace	
7,749,183	B2 *	7/2010	Ingimundarson et al.	602/26
7,850,632	B2 *	12/2010	Gilmour	602/26
7,918,812	B2	4/2011	Knecht	

7,935,068	B2 *	5/2011	Einarsson	602/26
7,959,589	B2 *	6/2011	Sreeramagiri et al.	602/16
D646,790	S *	10/2011	Castillo et al.	D24/190
D647,622	S *	10/2011	Lee et al.	D24/190
8,048,013	B2 *	11/2011	Ingimundarson et al.	602/26
2002/0103449	A1	8/2002	Freeman et al.	
2003/0045822	A1	3/2003	Nelson et al.	
2003/0045823	A1	3/2003	Nelson et al.	
2003/0144620	A1	7/2003	Sieller et al.	
2004/0204667	A2	10/2004	Nelson et al.	
2006/0004311	A1	1/2006	Hargrave et al.	
2006/0084899	A1	4/2006	Verkade et al.	
2006/0100561	A1 *	5/2006	Gilmour	602/26
2006/0129075	A1	6/2006	Scheinberg et al.	
2007/0244419	A1	10/2007	Mason et al.	
2008/0195014	A1	8/2008	Ingimundarson	
2008/0195015	A1	8/2008	Ingimundarson et al.	
2011/0178448	A1 *	7/2011	Einarsson	602/16
2011/0237992	A1 *	9/2011	Sreeramagiri et al.	602/16

FOREIGN PATENT DOCUMENTS

WO 2008-061300 A1 5/2008

OTHER PUBLICATIONS

ORTHOFIX® Sports Medicine Product Information Sheet for BREG, obtained prior to Aug. 20, 2010, 1 page.
 OSSUR Product Information Sheet for CTi® OTS, obtained prior to Aug. 20, 2010, 1 page.
 OSSUR Product Information Sheet for PARADIGM®, obtained prior to Aug. 20, 2010, 1 page.
 OSSUR Product Information Sheet for CTi® (color), obtained prior to Aug. 20, 2010, 1 page.
 OSSUR Product Information Sheet for The Total Support System, obtained prior to Aug. 20, 2010, 1 page.

* cited by examiner

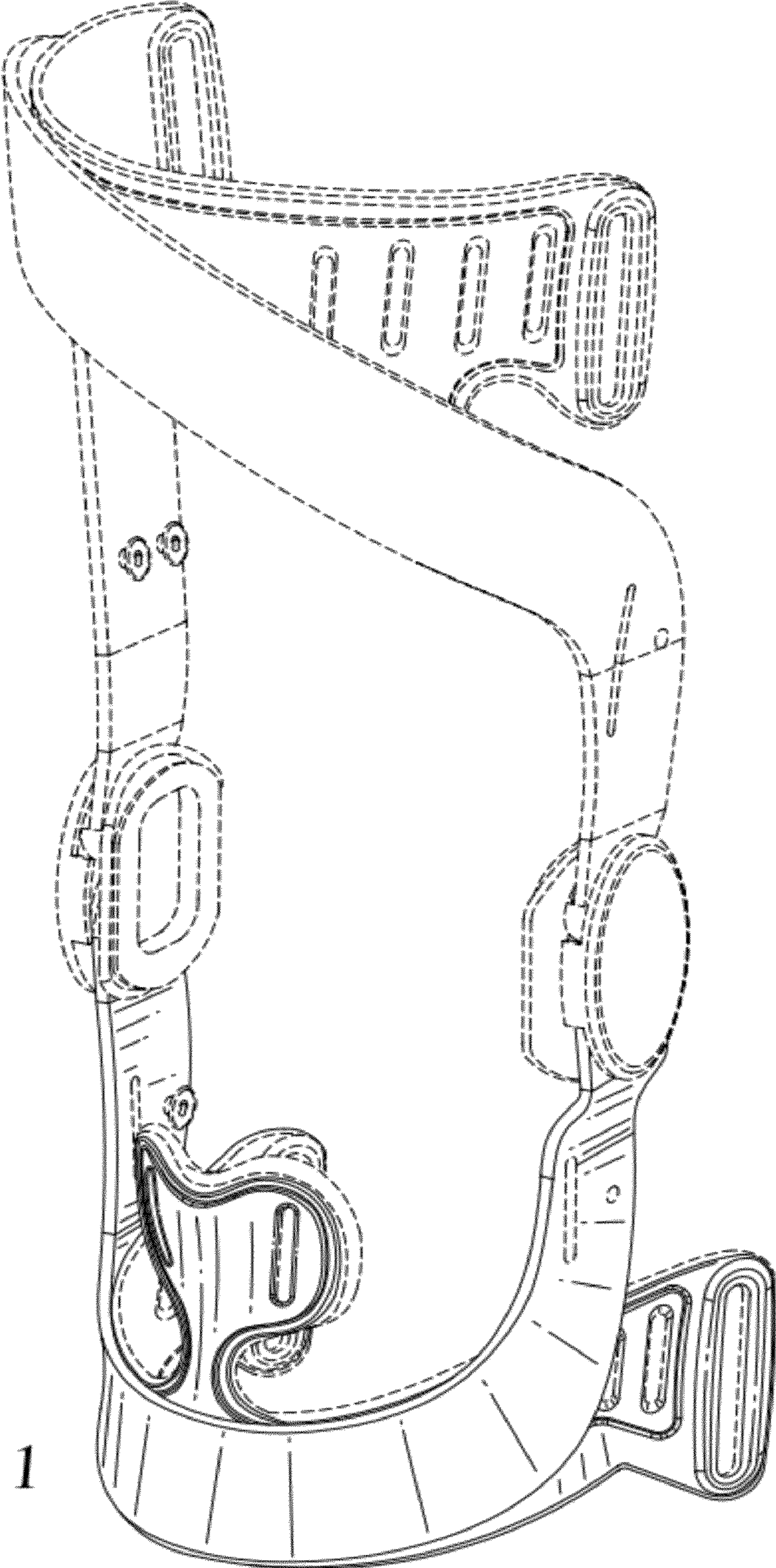


FIG. 1

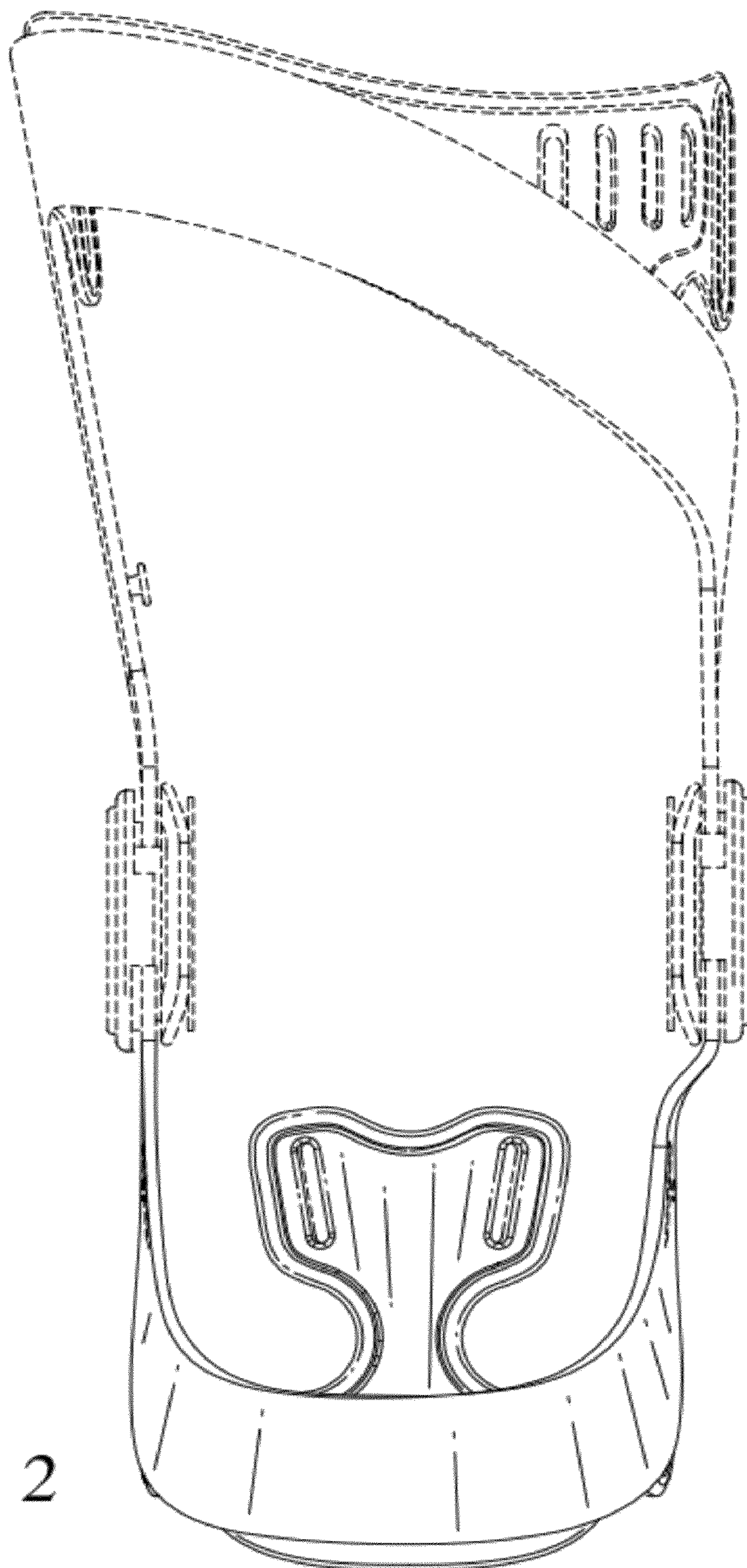


FIG. 2

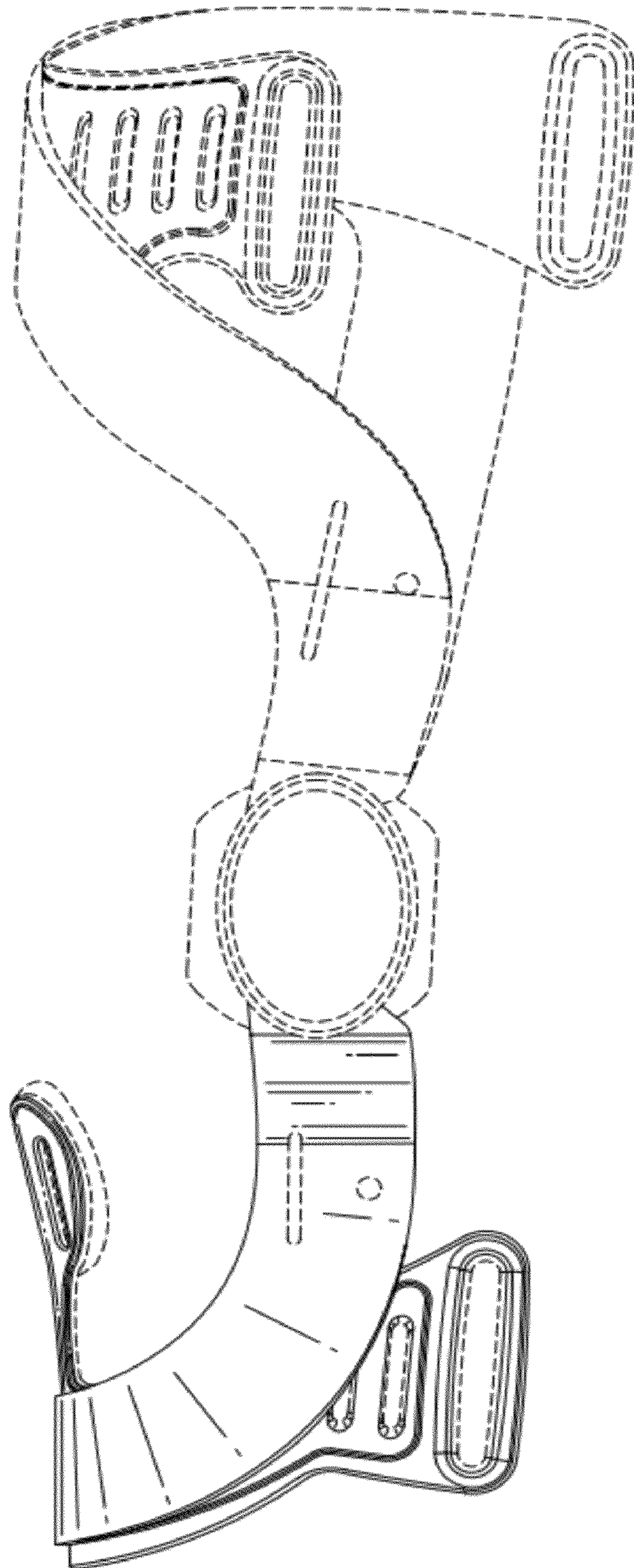


FIG. 3

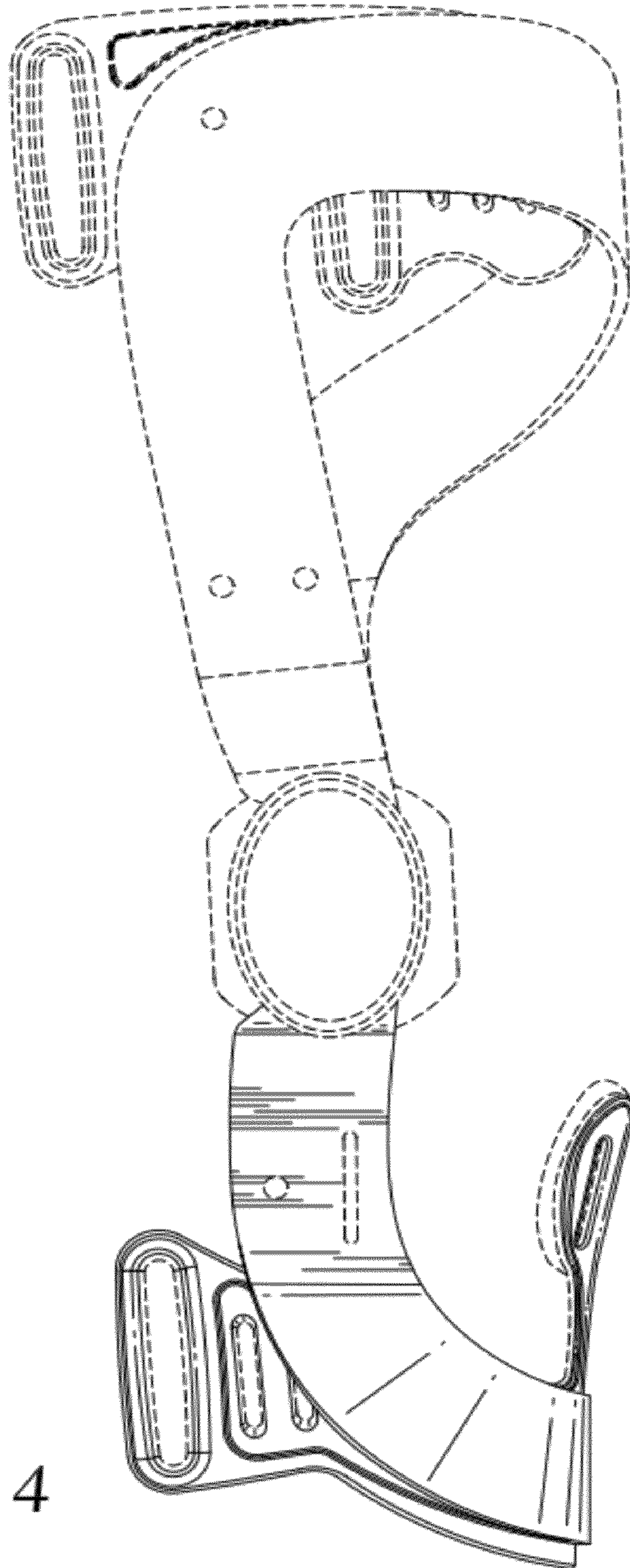


FIG. 4