



US00D657869S

(12) **United States Design Patent**
Mammen

(10) **Patent No.:** **US D657,869 S**

(45) **Date of Patent:** **** Apr. 17, 2012**

(54) **INTRAVENOUS LINE ORGANIZER**

(76) **Inventor:** **Thomas Mammen, Winnipeg (CA)**

(**) **Term:** **14 Years**

(21) **Appl. No.:** **29/400,540**

(22) **Filed:** **Aug. 30, 2011**

(51) **LOC (9) Cl.** **24-02**

(52) **U.S. Cl.** **D24/128**

(58) **Field of Classification Search** D24/127-128,
D24/228, 230; D6/567; D8/356; 248/309.1;
211/70.5-70.6, 60.1, 70.1, 71-72, 89; 128/DIG. 28
See application file for complete search history.

(56) **References Cited**

U.S. PATENT DOCUMENTS

268,407	A *	12/1882	Hughes	606/203
3,217,891	A *	11/1965	Weaver	211/60.1
3,696,920	A *	10/1972	Lahay	206/370
4,775,121	A *	10/1988	Carty	248/68.1
4,852,832	A *	8/1989	Delaney	248/65
4,971,271	A *	11/1990	Sularz	248/68.1
5,046,624	A *	9/1991	Murphy et al.	211/70.6
D336,131	S *	6/1993	Nordstrom et al.	D24/128
5,316,246	A *	5/1994	Scott et al.	248/68.1
D378,408	S *	3/1997	Pyeatt et al.	D24/128
D379,509	S *	5/1997	Macko	D24/128

D425,987	S *	5/2000	Goldstein et al.	D24/128
6,652,120	B2 *	11/2003	Gordon et al.	362/249.01
7,806,873	B2 *	10/2010	Dikeman et al.	604/180
D630,317	S *	1/2011	Wung	D24/128
D638,692	S *	5/2011	Hoek	D8/356
D640,527	S *	6/2011	Hoek	D8/356
2004/0118982	A1 *	6/2004	Shillings et al.	248/68.1
2005/0234405	A1 *	10/2005	Dikeman et al.	604/180

* cited by examiner

Primary Examiner — T. Chase Nelson

Assistant Examiner — Eric Goodman

(74) *Attorney, Agent, or Firm* — Kyle R. Satterthwaite; Ryan W. Dupuis; Ade & Company, Inc.

(57) **CLAIM**

The ornamental design for an intravenous line organizer, as shown and described.

DESCRIPTION

FIG. 1 is a front elevational view of the intravenous line organizer, the rear elevation being a mirror image thereof.

FIG. 2 is an end elevational view of the intravenous line organizer, the opposing end elevation being a mirror image thereof.

FIG. 3 is a bottom plan view of the intravenous line organizer; and,

FIG. 4 is a top plan view of the intravenous line organizer.

1 Claim, 1 Drawing Sheet

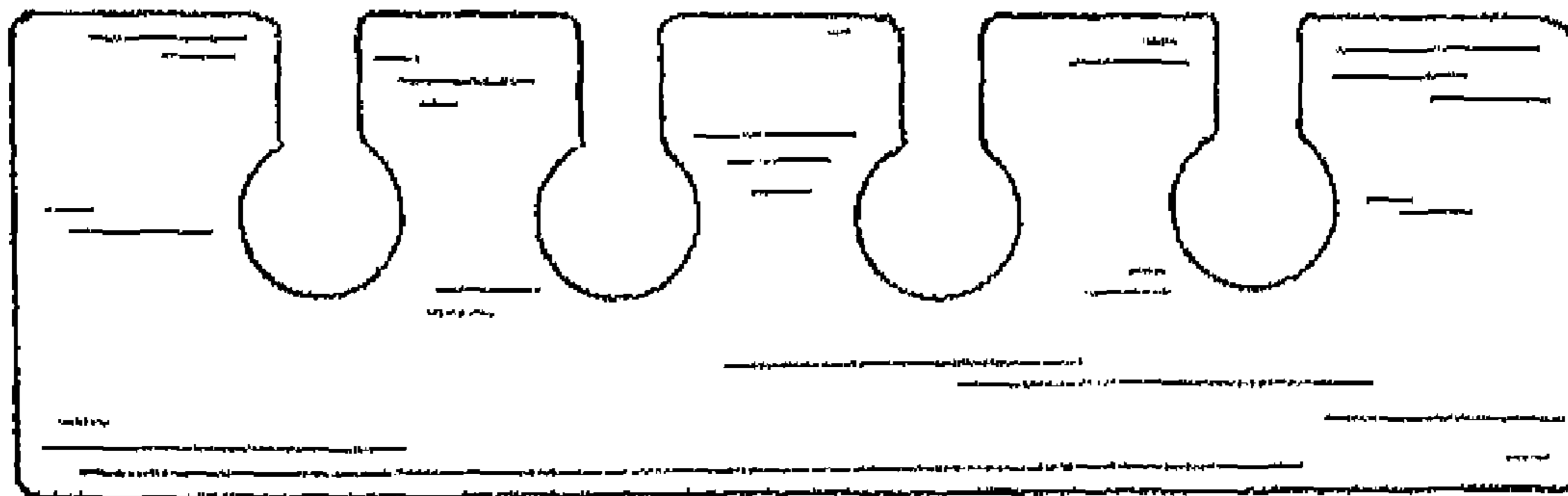


FIG. 1

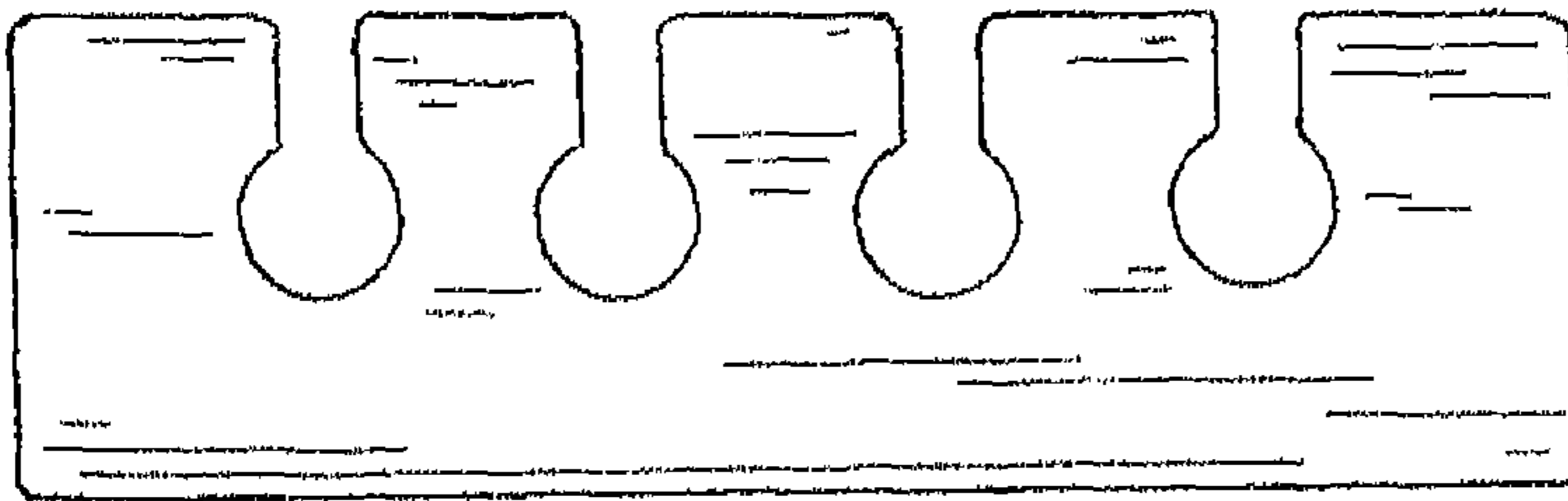


FIG. 2


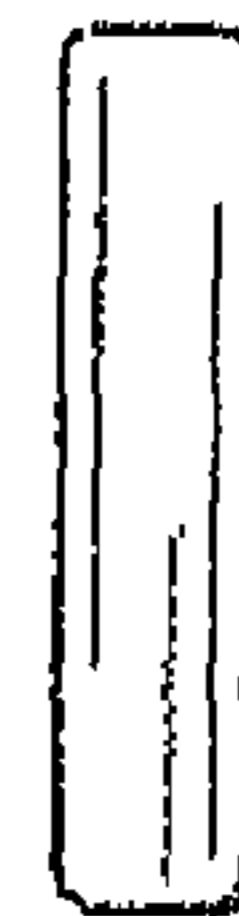


FIG. 3




FIG. 4