



US00D657861S

(12) **United States Design Patent**
Lewis

(10) **Patent No.:** **US D657,861 S**
(45) **Date of Patent:** **** Apr. 17, 2012**

- (54) **BODY FOR A PORTABLE FAN**
- (75) Inventor: **William Lewis**, Denver, PA (US)
- (73) Assignee: **Lasko Holdings, Inc.**, Wilmington, DE (US)
- (**) Term: **14 Years**
- (21) Appl. No.: **29/370,977**
- (22) Filed: **Sep. 28, 2010**
- (51) **LOC (9) Cl.** **23-04**
- (52) **U.S. Cl.** **D23/378**
- (58) **Field of Classification Search** D23/378,
D23/332, 381, 335, 337, 336, 370, 382; 416/246 R,
416/247 R; 392/365, 367
See application file for complete search history.

- D634,835 S * 3/2011 Lewis D23/378
- D634,837 S * 3/2011 Shapiro D23/378
- D639,919 S * 6/2011 Yu D23/314
- 2004/0197091 A1 * 10/2004 Orr et al. 392/365

* cited by examiner

Primary Examiner — Raphael Barkai
Assistant Examiner — Randall Gholson
(74) *Attorney, Agent, or Firm* — Martin Fruitman

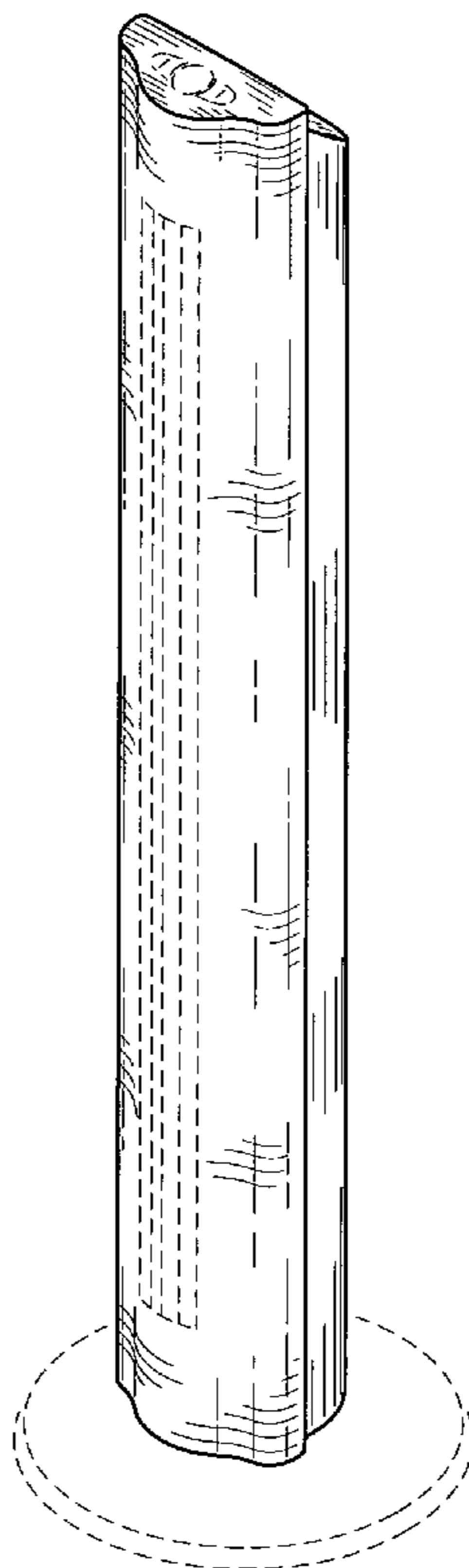
(57) **CLAIM**
The ornamental design of a body for a portable fan, as shown and described.

DESCRIPTION

FIG. 1 is a right side front perspective view of a body for a portable fan showing my new design;
FIG. 2 is a left side rear perspective view thereof;
FIG. 3 is a front elevation view thereof;
FIG. 4 is a right side elevation view thereof;
FIG. 5 is a left side elevation view thereof;
FIG. 6 is a rear elevation view thereof; and,
FIG. 7 is an enlarged top plan view thereof.
The broken line showing of front grill, rear grill and controls in FIGS. 1-7 is for illustrative purposes only and forms no part of the claimed design.

- (56) **References Cited**
- U.S. PATENT DOCUMENTS
- D290,997 S * 7/1987 Utsuki et al. D23/378
- D329,284 S * 9/1992 Patton D23/378
- D389,567 S * 1/1998 Gudefin D23/378
- D423,093 S * 4/2000 Fok D23/378
- D486,218 S * 2/2004 Shapiro D23/381
- D554,747 S * 11/2007 Bucher et al. D23/378
- D567,344 S * 4/2008 Gao D23/317
- D604,814 S * 11/2009 Lee D23/314

1 Claim, 7 Drawing Sheets



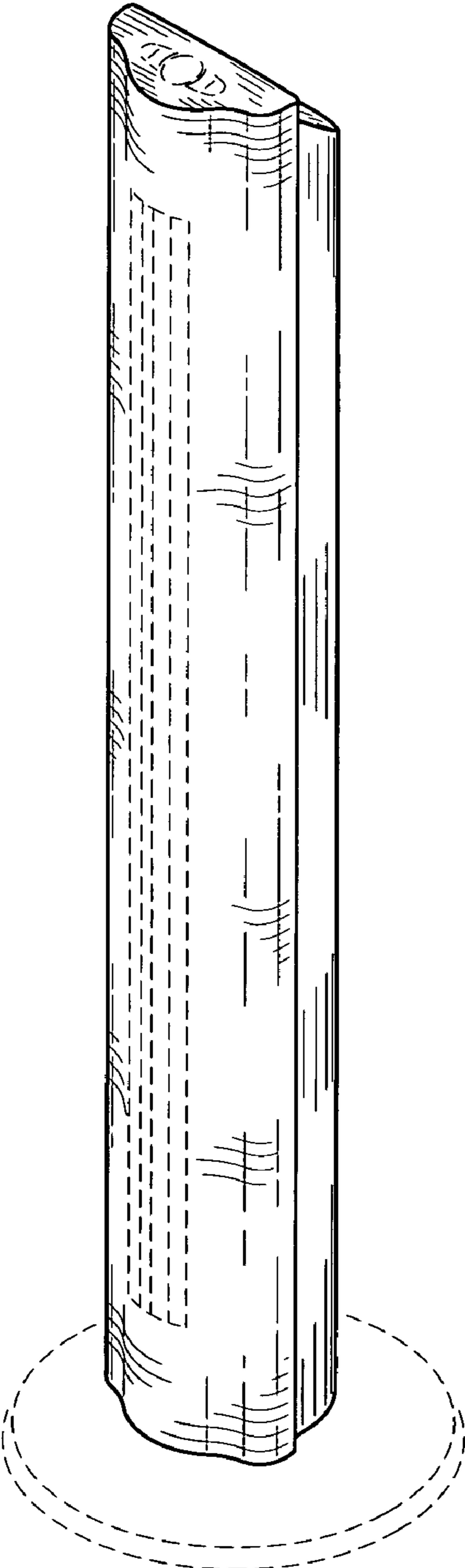


FIG. 1

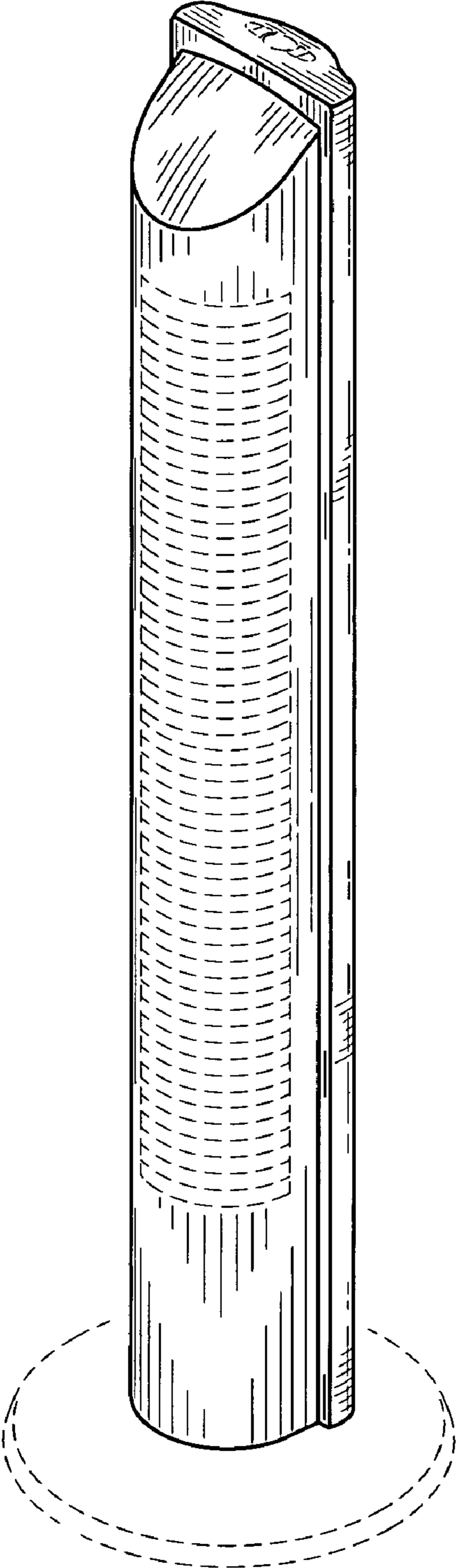


FIG. 2

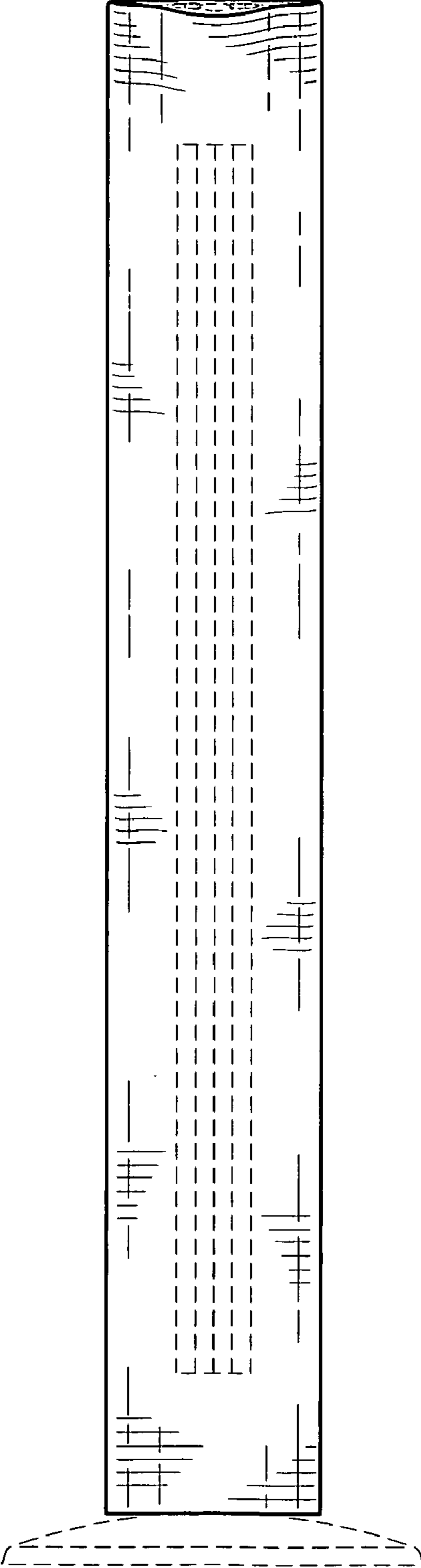


FIG. 3

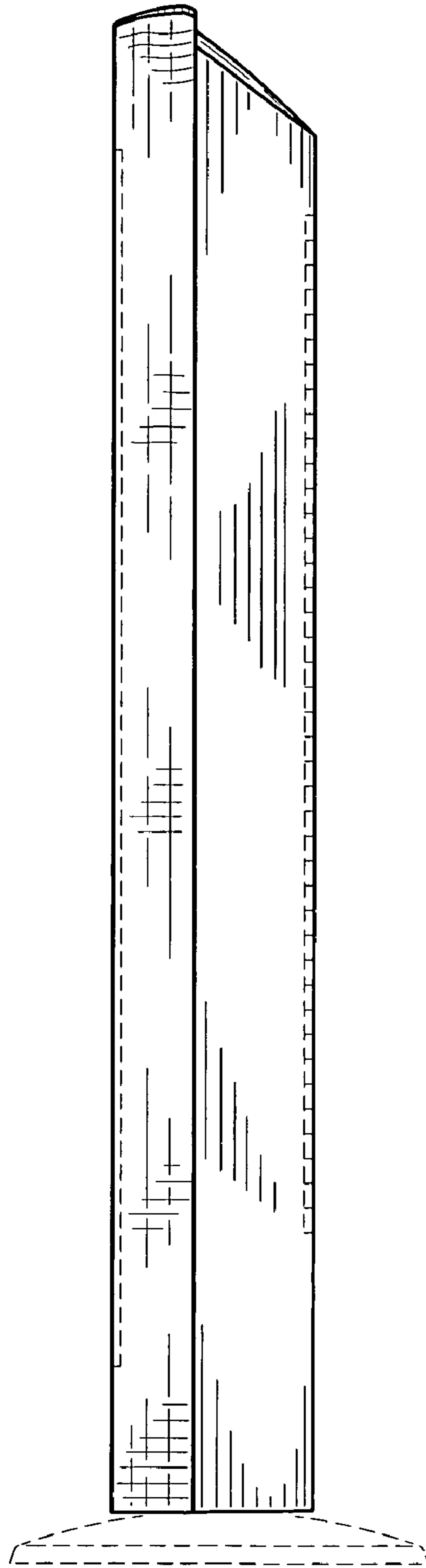


FIG. 4

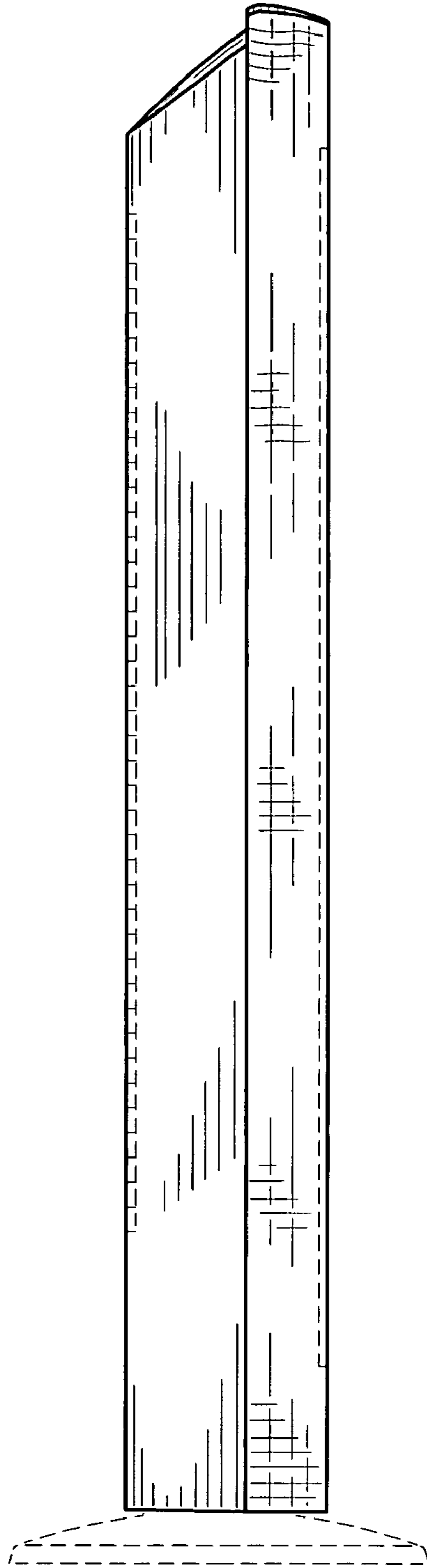


FIG. 5

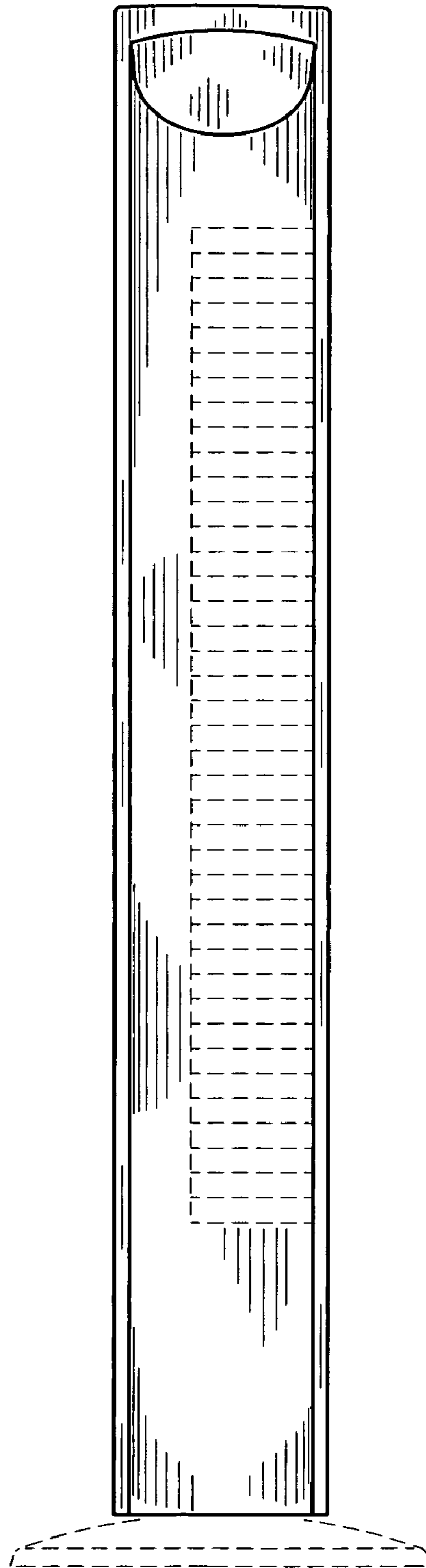


FIG. 6

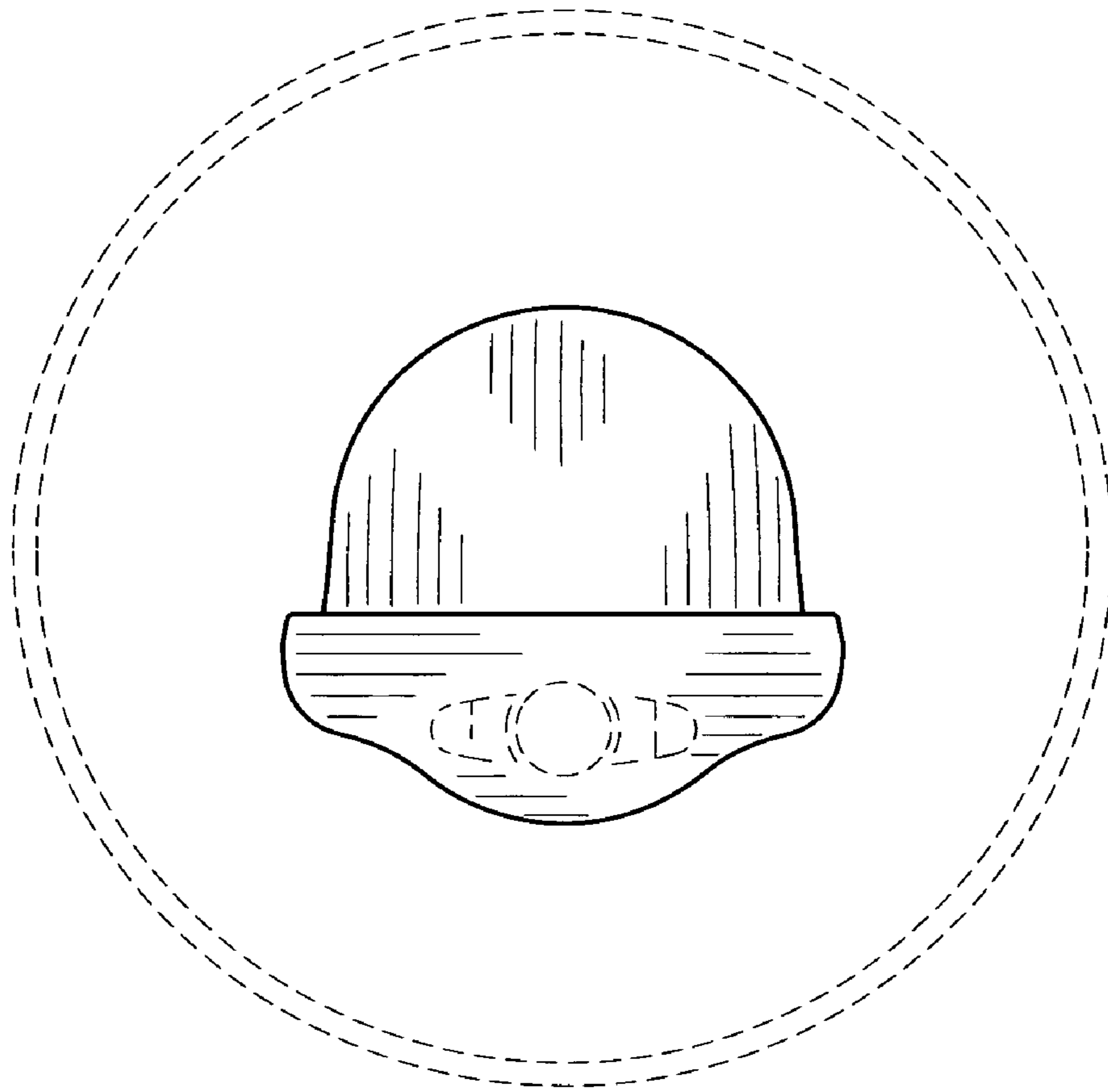


FIG. 7