



US00D657856S

(12) **United States Design Patent**
Hwang et al.

(10) **Patent No.:** **US D657,856 S**

(45) **Date of Patent:** **** Apr. 17, 2012**

(54) **HEAT EXCHANGE PLATE**

(75) Inventors: **Yunho Hwang**, Ellicott City, MD (US);
Hoseong Lee, College Park, MD (US);
Jan Muehlbauer, Bowie, MD (US);
Laurence Jay Shapiro, Fair Lawn, NJ
(US); **Barry R. Cole**, Mineral, VA (US)

(73) Assignee: **The Abell Foundation, Inc.**, Baltimore,
MD (US)

(**) Term: **14 Years**

(21) Appl. No.: **29/399,466**

(22) Filed: **Aug. 15, 2011**

(51) **LOC (9) Cl.** **23-03**

(52) **U.S. Cl.** **D23/330**

(58) **Field of Classification Search** D23/314,
D23/322, 323, 330; 60/641.7; 165/170
See application file for complete search history.

(56) **References Cited**

U.S. PATENT DOCUMENTS

2,662,273	A *	12/1953	Long	29/890.042
2,777,300	A *	1/1957	Palmer	62/276
3,291,206	A *	12/1966	Nicholson	165/166
4,476,856	A *	10/1984	Cacarda	126/664
4,574,876	A *	3/1986	Aid	165/46
4,646,815	A *	3/1987	Iwata et al.	165/56

2005/0045317	A1 *	3/2005	Huebner et al.	165/170
2005/0115701	A1 *	6/2005	Martin et al.	165/170
2006/0278367	A1 *	12/2006	Dawson	165/84
2007/0062681	A1 *	3/2007	Beech	165/170
2008/0078538	A1 *	4/2008	Jalilevand et al.	165/170
2011/0053027	A1 *	3/2011	Weingaertner et al.	429/440
2011/0168362	A1 *	7/2011	Hall et al.	165/121

* cited by examiner

Primary Examiner — T. Chase Nelson

Assistant Examiner — Ania Aman

(74) *Attorney, Agent, or Firm* — Fish & Richardson P.C.

(57) **CLAIM**

The ornamental design for a heat exchange plate, substantially as shown and described.

DESCRIPTION

FIG. 1 shows a perspective view of a Design of a heat exchange plate.

FIG. 2 shows a front view of the Design.

FIG. 3 shows a rear view of the Design.

FIG. 4 shows a right side view of the Design.


FIG. 5 shows a left side view of the Design.

FIG. 6 shows a top view of the Design; and,

FIG. 7 shows a bottom view of the Design.

The broken lines shown in the drawings represent unclaimed portions of the heat exchange plate and form no part of the claimed design.

1 Claim, 3 Drawing Sheets



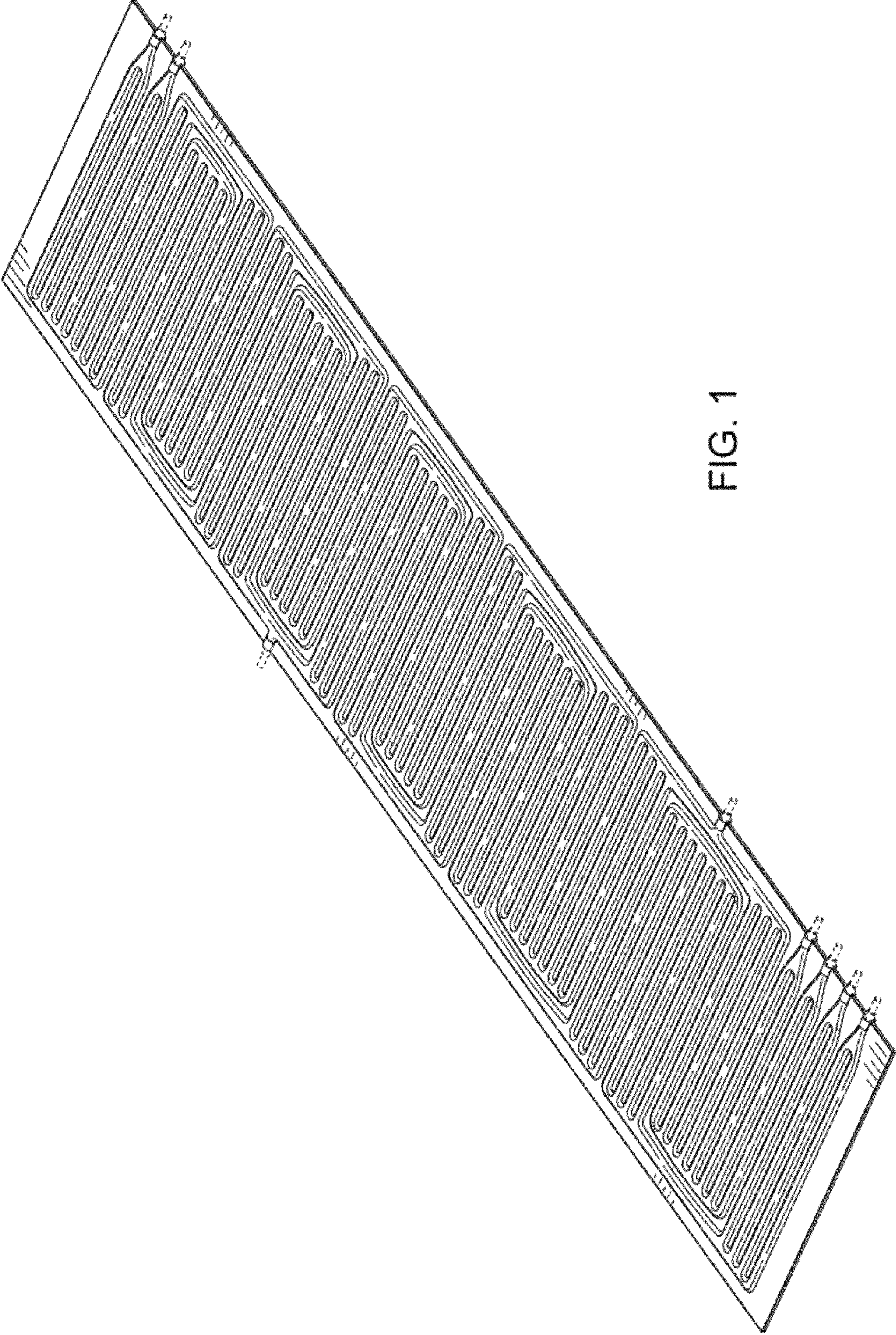


FIG. 1

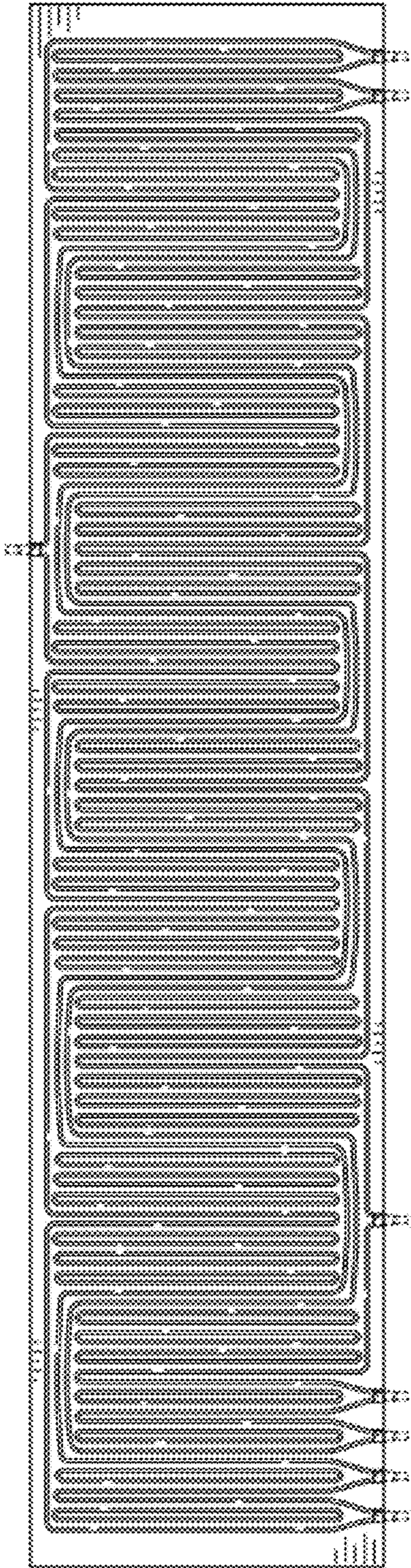


FIG. 2

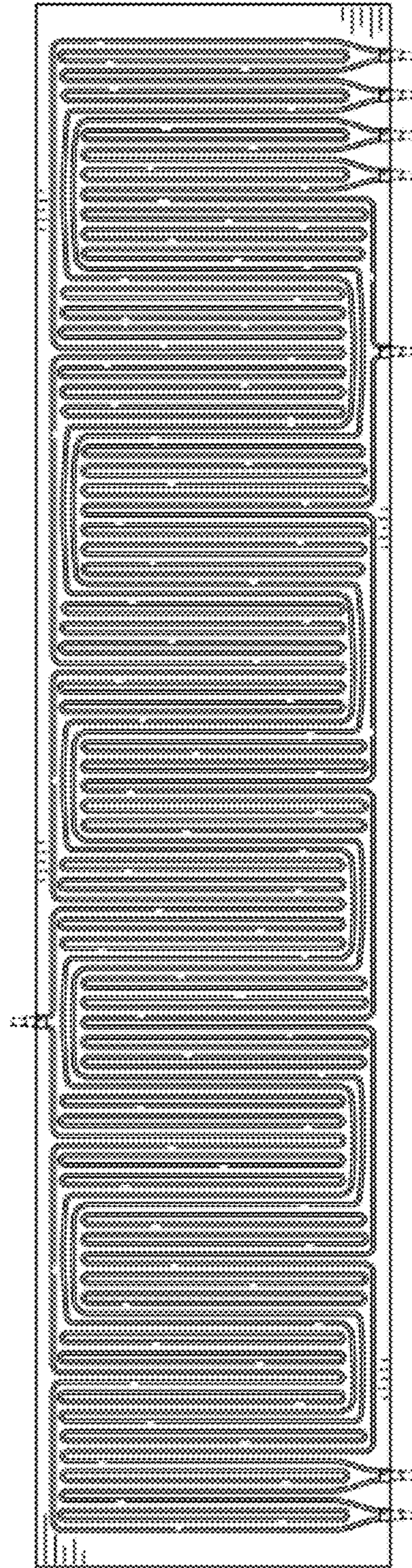


FIG. 3



FIG. 4




FIG. 5



FIG. 6



FIG. 7