



US00D657850S

(12) **United States Design Patent**
Bailey

(10) **Patent No.:** **US D657,850 S**

(45) **Date of Patent:** **** Apr. 17, 2012**

(54) **LOW-PROFILE RAIN GUTTER COVER**

(76) Inventor: **Lance D. Bailey**, Omaha, NE (US)

(**) Term: **14 Years**

(21) Appl. No.: **29/393,635**

(22) Filed: **Jun. 7, 2011**

(51) **LOC (9) Cl.** **23-01**

(52) **U.S. Cl.** **D23/267**

(58) **Field of Classification Search** D23/267;
52/11-12, 73.21, 302.3; 248/48.1-48.2

See application file for complete search history.

(56) **References Cited**

U.S. PATENT DOCUMENTS

891,405	A	1/1908	Cassens	
2,271,081	A	1/1942	Layton	
2,810,173	A	10/1957	Bearden	
3,436,878	A	4/1969	Singer	
4,553,356	A	11/1985	Pepper	
4,745,710	A *	5/1988	Davis	52/12
4,750,300	A	6/1988	Winger, Jr.	
5,109,640	A	5/1992	Creson	
5,216,852	A	6/1993	Bemis et al.	
5,438,803	A	8/1995	Blizard, Jr.	
5,640,810	A *	6/1997	Pietersen	52/12
5,842,311	A	12/1998	Morin	
D404,804	S *	1/1999	Davis	D23/267
D410,530	S *	6/1999	Turner	D23/267
6,016,631	A	1/2000	Lowrie, II	
6,134,843	A	10/2000	Tregear	
6,427,388	B1	8/2002	Brochu	
D470,926	S *	2/2003	Knight	D23/267
6,598,352	B2 *	7/2003	Higginbotham	52/12
6,826,872	B2	12/2004	Brochu	
6,944,992	B2 *	9/2005	Brochu	52/12

6,968,651	B2 *	11/2005	Bergeron	52/12
D523,538	S *	6/2006	Brochu	D23/267
7,143,549	B2	12/2006	Brochu	
D551,740	S *	9/2007	Riley	D23/267
D558,309	S *	12/2007	Gregg	D23/267
7,340,863	B1	3/2008	Dressler	
7,347,027	B2 *	3/2008	McDonald et al.	52/11
D565,706	S *	4/2008	Murray	D23/261
7,650,720	B2 *	1/2010	Ealer, Sr.	52/12
D615,632	S *	5/2010	Wootton	D23/267
D623,279	S *	9/2010	Joly et al.	D23/267
D635,225	S *	3/2011	Collins	D23/267
D638,920	S *	5/2011	Ealer, Sr.	D23/267
2004/0187394	A1 *	9/2004	Brochu	52/12
2005/0257432	A1	11/2005	Higginbotham	

(Continued)

Primary Examiner — T. Chase Nelson

Assistant Examiner — Eric Goodman

(74) *Attorney, Agent, or Firm* — Dax D. Anderson; Kirton McConkie

(57) **CLAIM**

The ornamental design for the low-profile rain gutter cover, as shown and described.

DESCRIPTION

FIG. 1 is a perspective view of the claimed design.

FIG. 2 is a back view of the claimed design.

FIG. 3 is a front view of the claimed design.

FIG. 4 is an end view of the claimed design.


FIG. 5 is an end view of the claimed design.

FIG. 6 is a plan view of the claimed design; and,

FIG. 7 is a second plan view of the claimed design.

The broken lines depict portions of the low-profile rain gutter cover that form no part of the claimed design.

1 Claim, 3 Drawing Sheets



US D657,850 S

Page 2

U.S. PATENT DOCUMENTS

2006/0053697	A1	3/2006	Higginbotham			
2006/0107603	A1	5/2006	Brownridge			
2006/0201068	A1	9/2006	Shane			
2006/0283097	A1*	12/2006	Gregg	52/12	
2007/0234647	A1*	10/2007	Higginbotham	52/12	
2008/0010906	A1	1/2008	Brochu			
2008/0047206	A1	2/2008	Gramling			
2008/0127575	A1*	6/2008	Ealer	52/12	
2008/0163561	A1*	7/2008	Lenney et al.	52/12	
2009/0019786	A1*	1/2009	Bachman	52/12	
2011/0099916	A1*	5/2011	Minor et al.	52/11	

* cited by examiner




FIG. 1

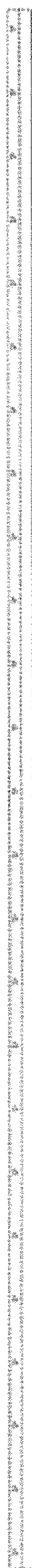


FIG. 2

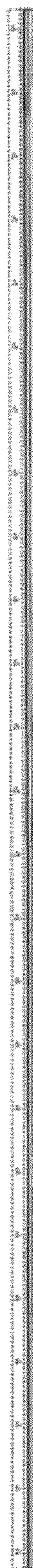


FIG. 3



FIG. 4

FIG. 5




FIG. 6

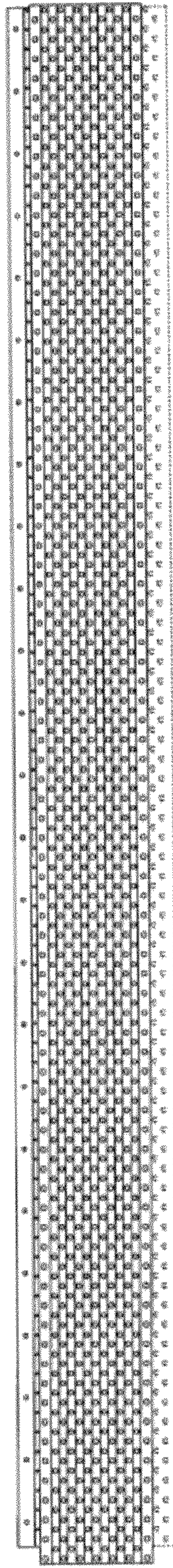


FIG. 7