



US00D657843S

(12) **United States Design Patent**
Lipscomb et al.

(10) **Patent No.:** **US D657,843 S**

(45) **Date of Patent:** **** Apr. 17, 2012**

(54) **FILTER**

(75) Inventors: **John M. Lipscomb**, Cedarburg, WI (US); **Qing He**, North Andover, MA (US)

(73) Assignee: **Pioneer Pet Products, LLC**, Cedarburg, WI (US)

(**) Term: **14 Years**

(21) Appl. No.: **29/375,383**

(22) Filed: **Sep. 21, 2010**

(51) **LOC (9) Cl.** **23-01**

(52) **U.S. Cl.** **D23/209; D23/365**

(58) **Field of Classification Search** D23/207, D23/209, 365; 210/167.21, 167.27, 167.26, 210/266, 473, 477

See application file for complete search history.

(56) **References Cited**

U.S. PATENT DOCUMENTS

D282,484 S *	2/1986	Armbruster	D23/365
5,800,707 A *	9/1998	Mehnert et al.	210/232
D409,739 S *	5/1999	Hood et al.	D23/365
D410,727 S	6/1999	Khamis et al.	
D421,025 S	2/2000	Werner	
D425,189 S	5/2000	Gillingham et al.	
D449,878 S *	10/2001	Bjersten	D23/365
D472,683 S	4/2003	Stratford	
D475,787 S	6/2003	Zia et al.	
D476,725 S	7/2003	Dushek et al.	

D484,584 S	12/2003	Anderson et al.	
6,783,669 B1 *	8/2004	Okagawa et al.	210/150
D517,163 S	3/2006	Pesakovich et al.	
D518,143 S	3/2006	Weidler et al.	
D520,620 S *	5/2006	Wang	D23/365
D522,194 S	5/2006	Mason	
D568,014 S	4/2008	Fester et al.	
D593,925 S	6/2009	Chu	
D598,088 S	8/2009	Foerster	
D605,275 S	12/2009	Kawano et al.	
D606,621 S	12/2009	Larsson et al.	
D613,851 S	4/2010	Pilgrim et al.	
D624,639 S	9/2010	Dilorenzo	

* cited by examiner

Primary Examiner — Robin V Webster

(74) *Attorney, Agent, or Firm* — Boyle Fredrickson, S.C.

(57) **CLAIM**

The ornamental design for a filter, as shown and described.

DESCRIPTION

FIG. 1 is a perspective view of a filter incorporating our new design, viewed from in front of, above, and from the right side thereof;

FIG. 2 is a right side elevation view thereof, the left side elevation view being a mirror image;


FIG. 3 is a rear elevation view thereof;

FIG. 4 is a top plan view thereof, the bottom plan view being a mirror image; and,

FIG. 5 is a front elevation view thereof.

The broken lines in FIGS. 1-5 are for illustrative purposes only and form no part of the claimed design.

1 Claim, 2 Drawing Sheets






FIG. 1



FIG. 2

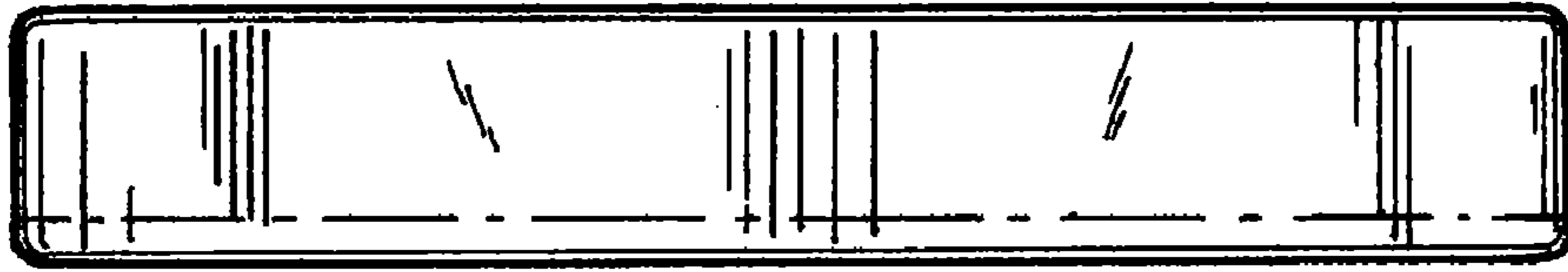


FIG. 3

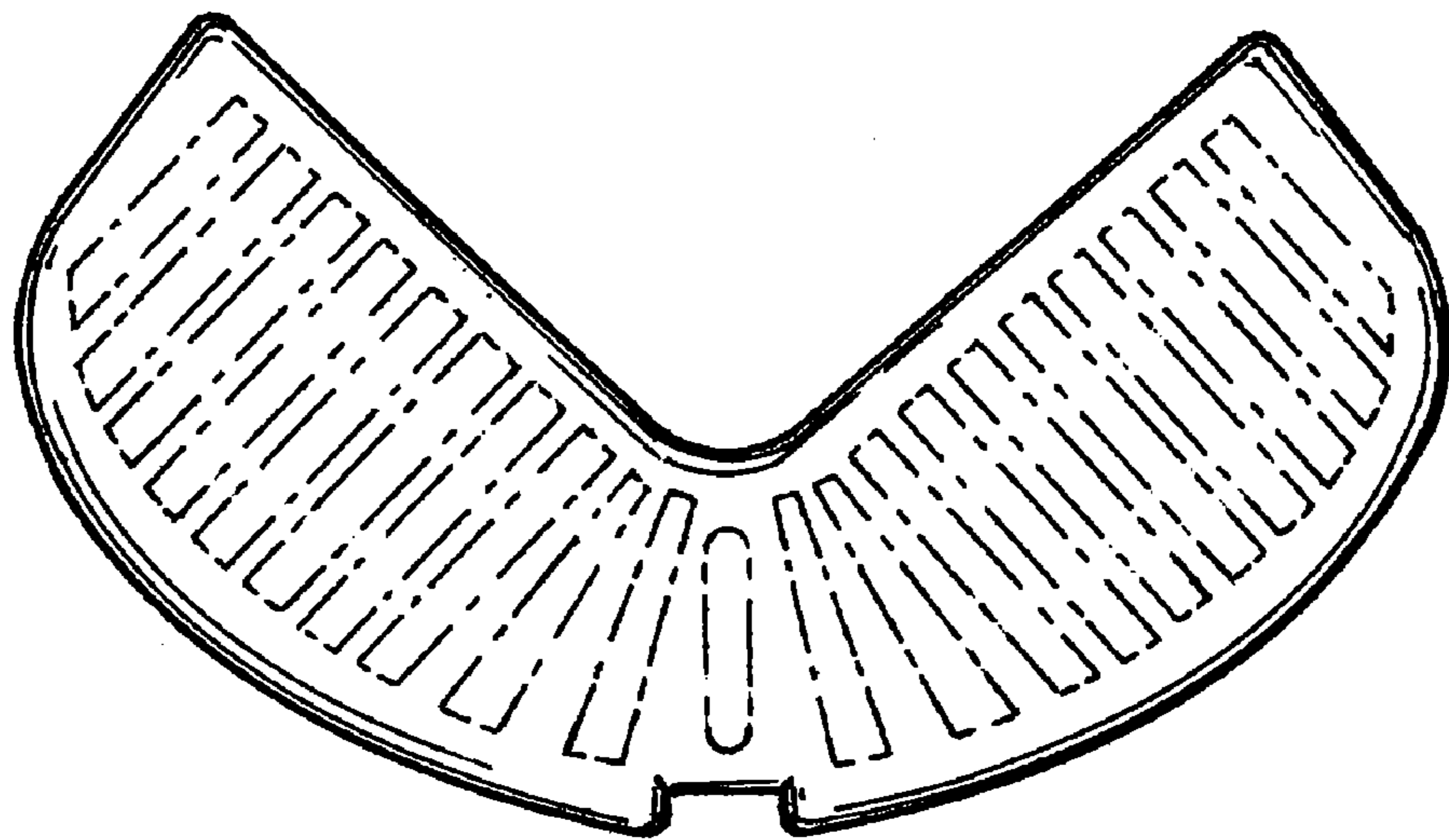


FIG. 4

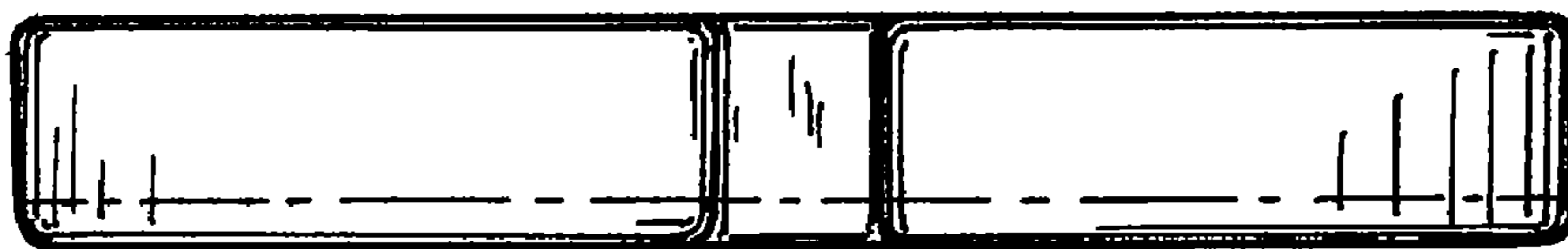


FIG. 5