



US00D657832S

(12) **United States Design Patent**
Beber et al.

(10) **Patent No.:** **US D657,832 S**
(45) **Date of Patent:** **** Apr. 17, 2012**

(54) **PLIABLE WEIGHT BAG**

(76) Inventors: **Richard A. Beber**, Newport Beach, CA (US); **Cheryl A. Ward**, Newport Beach, CA (US)

(**) Term: **14 Years**

(21) Appl. No.: **29/374,350**

(22) Filed: **Aug. 3, 2011**

(51) **LOC (9) Cl.** **21-02**

(52) **U.S. Cl.** **D21/683; D24/190**

(58) **Field of Classification Search** D21/662,
D21/680, 683-685, 803-805; D24/190,
D24/191, 200, 206; D6/601-604; 482/104-109;
119/526, 711

See application file for complete search history.

(56) **References Cited**

U.S. PATENT DOCUMENTS

640,534	A *	1/1900	Cheney	165/46
1,729,209	A *	9/1929	Curtice	482/105
1,916,483	A *	7/1933	Krichbaum	2/88
2,241,833	A *	5/1941	Waller	482/105
D195,134	S *	4/1963	Tarbox	D21/683
D205,594	S *	8/1966	McCrorry et al.	D21/683
3,406,968	A *	10/1968	Mason	482/105
3,427,020	A *	2/1969	Montour et al.	482/105
3,459,179	A *	8/1969	Olesen	601/134
D218,621	S *	9/1970	Scott, Jr.	D21/683

3,924,851	A *	12/1975	Winston	482/105
D270,652	S *	9/1983	Winston	D21/683
D278,455	S *	4/1985	Nosek	D21/683
D297,658	S *	9/1988	Winston	D21/683
D325,637	S *	4/1992	O'Brien et al.	D24/206
5,653,195	A *	8/1997	Young	119/526
6,058,535	A *	5/2000	Firkins et al.	5/653
6,058,536	A *	5/2000	Henry	5/691
D450,796	S *	11/2001	Riley, Jr.	D21/683
D550,369	S *	9/2007	Stark	D24/191
D560,947	S *	2/2008	Kreucher	D6/601
D584,911	S *	1/2009	Hisey et al.	D6/601

* cited by examiner

Primary Examiner — Susan E Krakower

(57) **CLAIM**

The ornamental design for a pliable weight bag, as shown & described.

DESCRIPTION

FIG. 1 is a top perspective view of a pliable weight bag showing our new design;

FIG. 2 is a left side view thereof;

FIG. 3 is a top elevation view thereof;

FIG. 4 is a front elevation view thereof;


FIG. 5 is a rear elevation view thereof;

FIG. 6 is right side view thereof; and,

FIG. 7 is a bottom elevation view.

It is understood that the broken lines within the claimed design indicates stitch lines, which form part of the claim.

1 Claim, 2 Drawing Sheets






Fig. 1



Fig. 2




Fig. 3



Fig. 4



Fig. 5

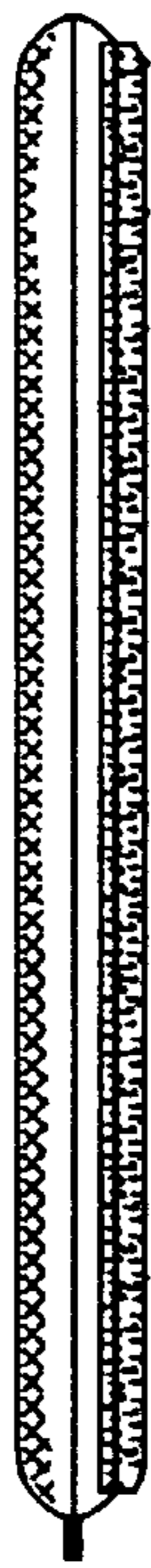


Fig. 6




Fig. 7