



US00D657830S

(12) **United States Design Patent**
Guarrasi

(10) **Patent No.:** **US D657,830 S**

(45) **Date of Patent:** **** Apr. 17, 2012**

(54) **EXERCISE ROLLER**

(75) **Inventor:** **Gasper Guarrasi**, Long Beach, CA
(US)

(73) **Assignee:** **G2 Lifestyles, LLC**, Long Beach, CA
(US)

(**) **Term:** **14 Years**

(21) **Appl. No.:** **29/380,326**

(22) **Filed:** **Dec. 2, 2010**

(51) **LOC (9) Cl.** **21-02**

(52) **U.S. Cl.** **D21/662; D21/691**

(58) **Field of Classification Search** D21/662,
D21/679-681, 686, 691-692, 694, 797-798;
482/33, 44-47, 49-51, 55, 91, 93, 104-106,
482/108-109, 121, 123, 126-127, 139, 141,
482/148

See application file for complete search history.

(56) **References Cited**

U.S. PATENT DOCUMENTS

| | | | | |
|-----------|------|---------|-----------------|---------|
| 3,341,196 | A * | 9/1967 | Perretta | 482/45 |
| D287,867 | S * | 1/1987 | Wollersheim | D21/681 |
| 4,964,630 | A * | 10/1990 | Curtiss | 482/50 |
| D328,320 | S * | 7/1992 | Hliang | D21/692 |
| D346,000 | S * | 4/1994 | Enfaradi | D21/680 |
| 5,393,285 | A * | 2/1995 | Fischer et al. | 482/108 |
| 5,675,850 | A * | 10/1997 | Schmitt | 5/630 |
| D397,269 | S * | 8/1998 | Kawamoto | D6/596 |
| 6,106,438 | A * | 8/2000 | Dean | 482/44 |
| 6,475,118 | B1 * | 11/2002 | Nichols-Ketchum | 482/38 |
| D469,135 | S * | 1/2003 | Bell | D21/662 |

| | | | | |
|--------------|------|---------|-----------------|---------|
| 7,108,646 | B1 * | 9/2006 | Quick | 482/148 |
| 7,137,926 | B2 | 11/2006 | Barrows | |
| D546,402 | S | 7/2007 | Sonnier | |
| D579,990 | S * | 11/2008 | Dalcourt | D21/680 |
| D594,512 | S * | 6/2009 | Richards et al. | D21/484 |
| 2009/0291813 | A1 * | 11/2009 | Mueller | 482/105 |
| 2011/0300995 | A1 * | 12/2011 | Castiglione | 482/51 |

* cited by examiner

Primary Examiner — Susan E Krakower

(74) *Attorney, Agent, or Firm* — Charter IP LLC; Matthew J. Lattig

(57) **CLAIM**

The ornamental design for an exercise roller, as shown and described.

DESCRIPTION

FIG. 1 is a perspective view of an exercise roller showing my new design.


FIG. 2 is a right side elevational view thereof, the left side elevational view being a mirror image of the right side elevational view and therefore not illustrated.

FIG. 3 is a front elevational view thereof illustrating a first row of exercise figurine ornamentation thereon.

FIG. 4 is a front elevational view thereof rotated from FIG. 3 to illustrate a second row of exercise figurine ornamentation thereon; and,

FIG. 5 is a front elevational view thereof rotated from FIG. 4 to illustrate a third row of exercise figurine ornamentation thereon.

1 Claim, 4 Drawing Sheets



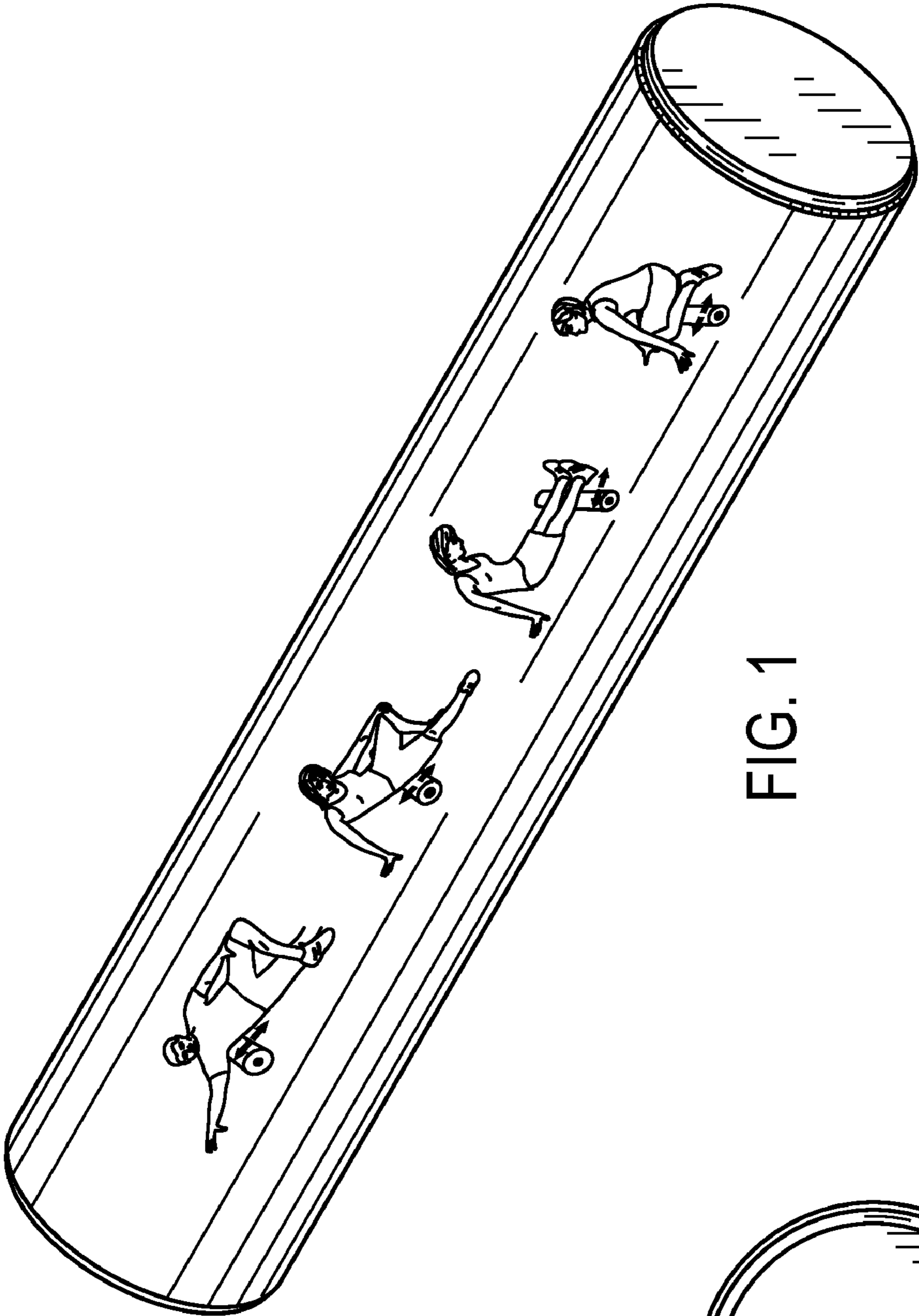


FIG. 1

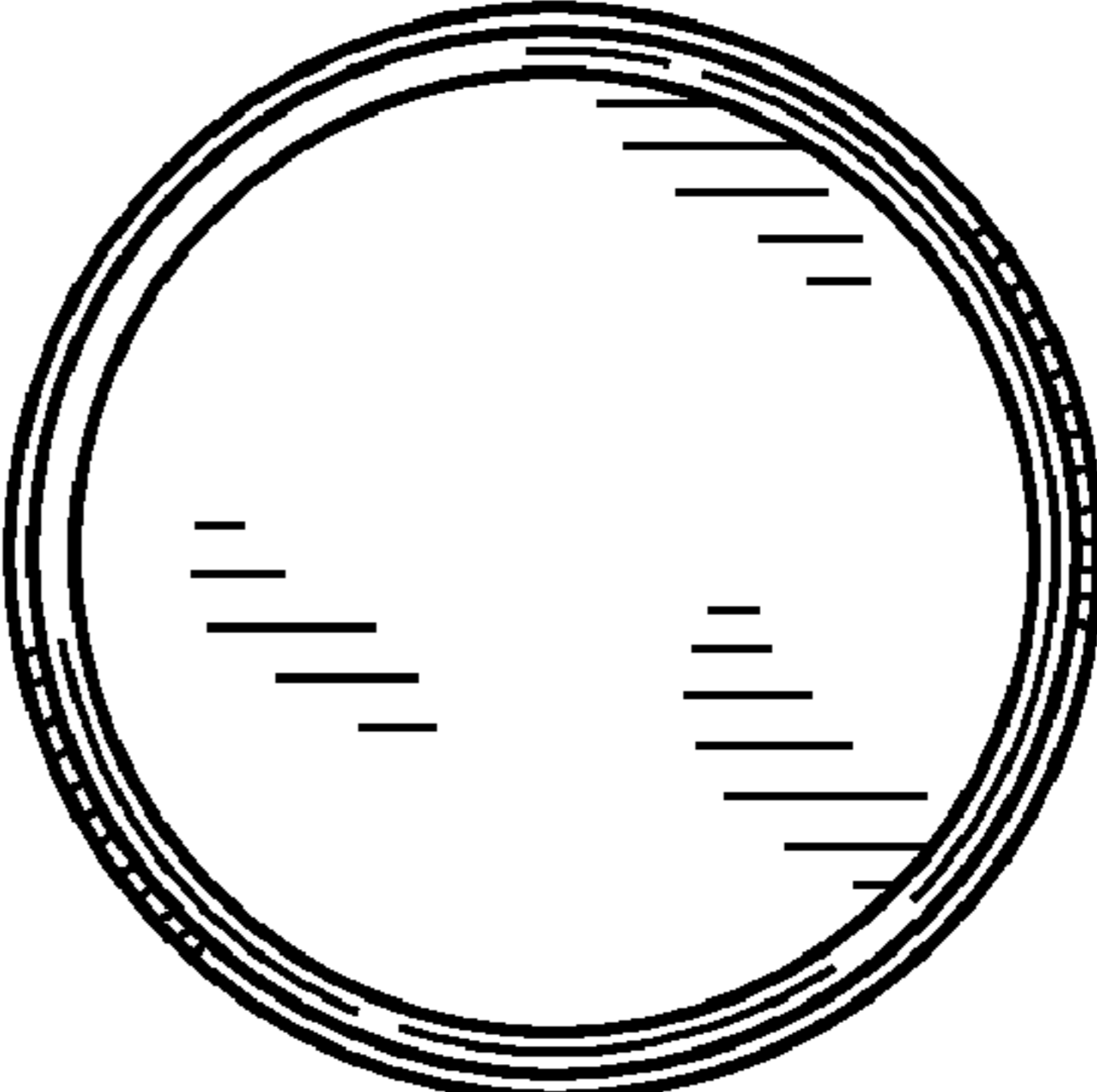


FIG. 2




FIG. 3

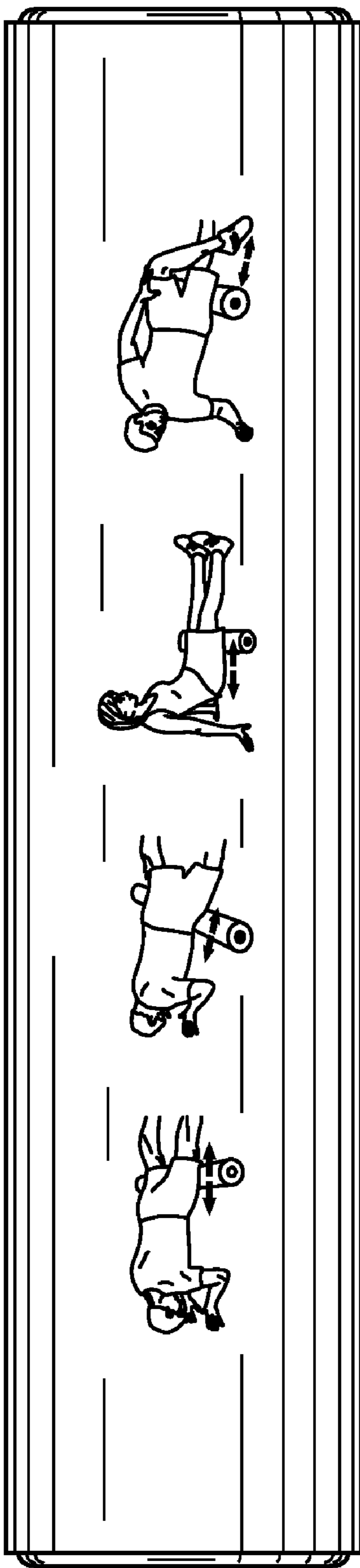


FIG. 4

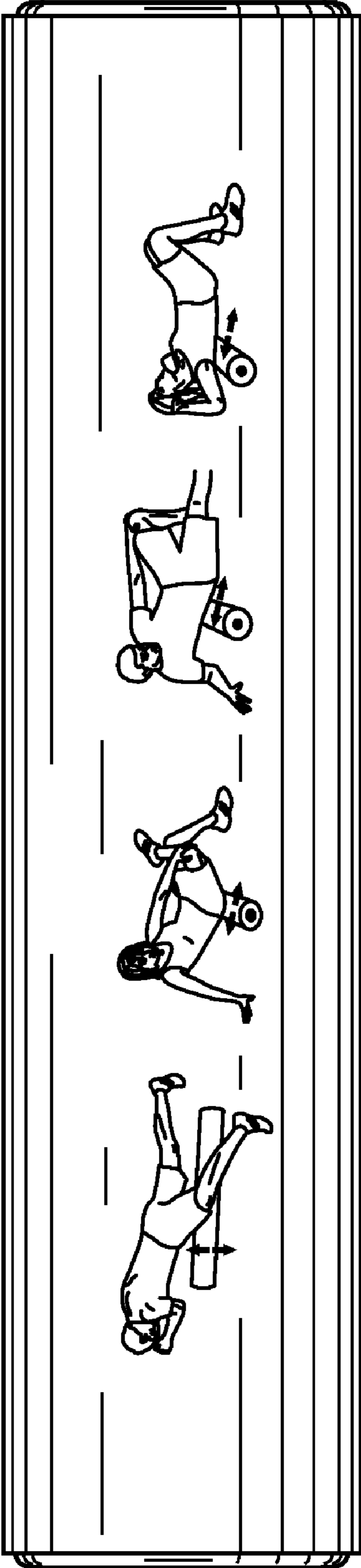


FIG. 5