



US00D657825S

(12) **United States Design Patent**  
**Brodrick**

(10) **Patent No.:** **US D657,825 S**

(45) **Date of Patent:** **\*\* Apr. 17, 2012**

(54) **PLAYING SURFACE FOR DICE GAMES**

(75) Inventor: **David Brodrick**, Plano, TX (US)

(73) Assignee: **David Brodrick Enterprises, LLC**,  
Plano, TX (US)

(\*\*) Term: **14 Years**

(21) Appl. No.: **29/390,534**

(22) Filed: **Apr. 26, 2011**

(51) **LOC (9) Cl.** ..... **21-03**

(52) **U.S. Cl.** ..... **D21/372; D21/397**

(58) **Field of Classification Search** ..... D21/354,  
D21/369-370, 372, 375, 385, 397; 273/146,  
273/274, 292; 463/17, 19, 20, 46-47  
See application file for complete search history.

(56) **References Cited**

**U.S. PATENT DOCUMENTS**

D180,186 S \* 4/1957 Grobauer ..... D21/354  
D362,029 S \* 9/1995 Nelson ..... D21/369

D372,940 S \* 8/1996 Ryan ..... D21/369  
D409,253 S \* 5/1999 Zeck ..... D21/369  
D501,230 S \* 1/2005 Stasi ..... D21/354  
7,100,919 B2 \* 9/2006 Stasi ..... 273/274  
D561,270 S \* 2/2008 O'Connor et al. .... D21/397  
7,686,305 B2 \* 3/2010 Stasi ..... 273/274

\* cited by examiner

*Primary Examiner* — Sandra Morris

(74) *Attorney, Agent, or Firm* — Fish & Richardson P.C.

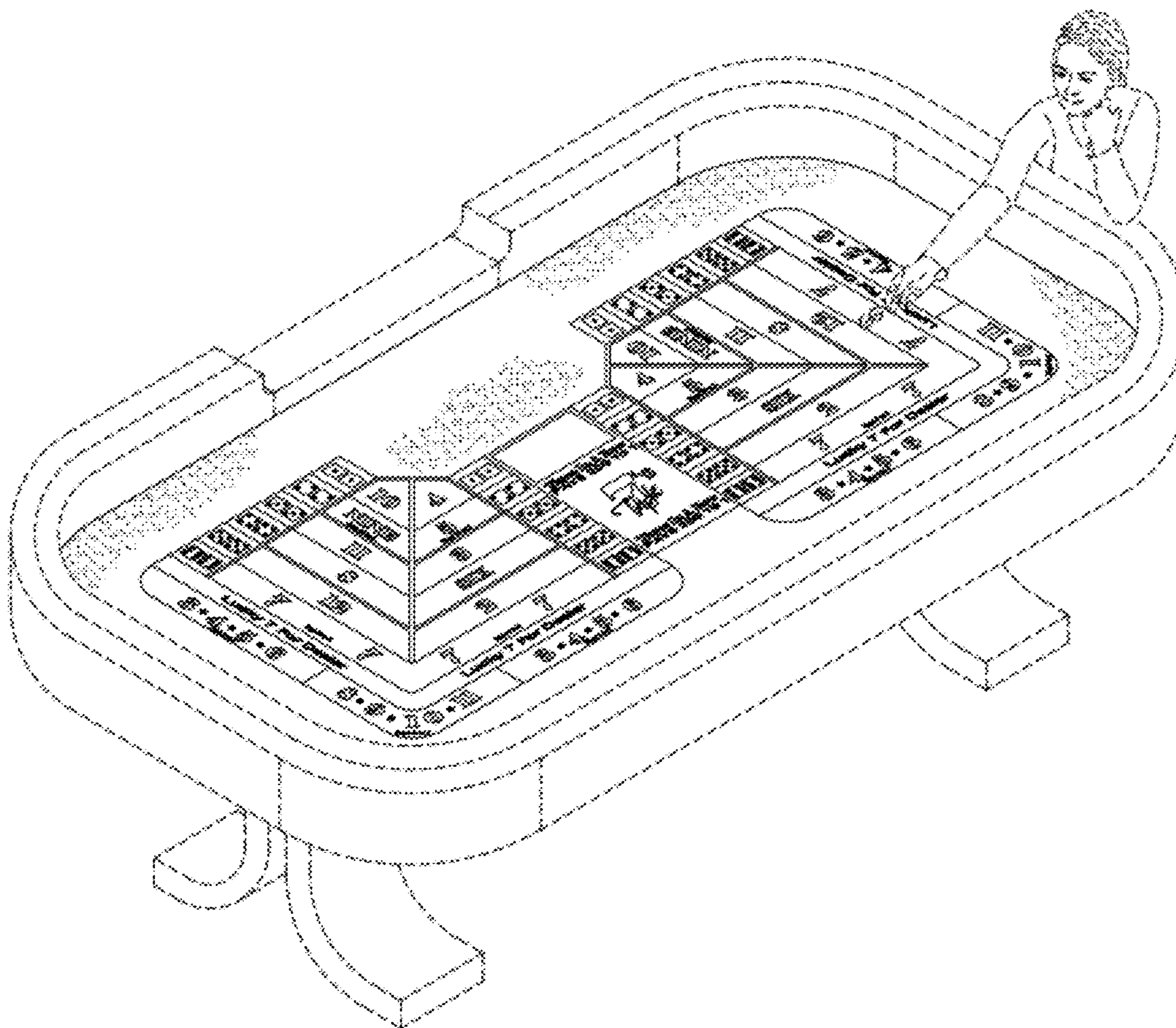
(57) **CLAIM**

The ornamental design for a playing surface for dice games, substantially as shown and described.

**DESCRIPTION**

FIG. 1 is an askew view of a playing surface for dice games showing my new design; and, FIG. 2 is a top-side view thereof. The broken lines which define the bounds of the claimed design form no part thereof.

**1 Claim, 2 Drawing Sheets**



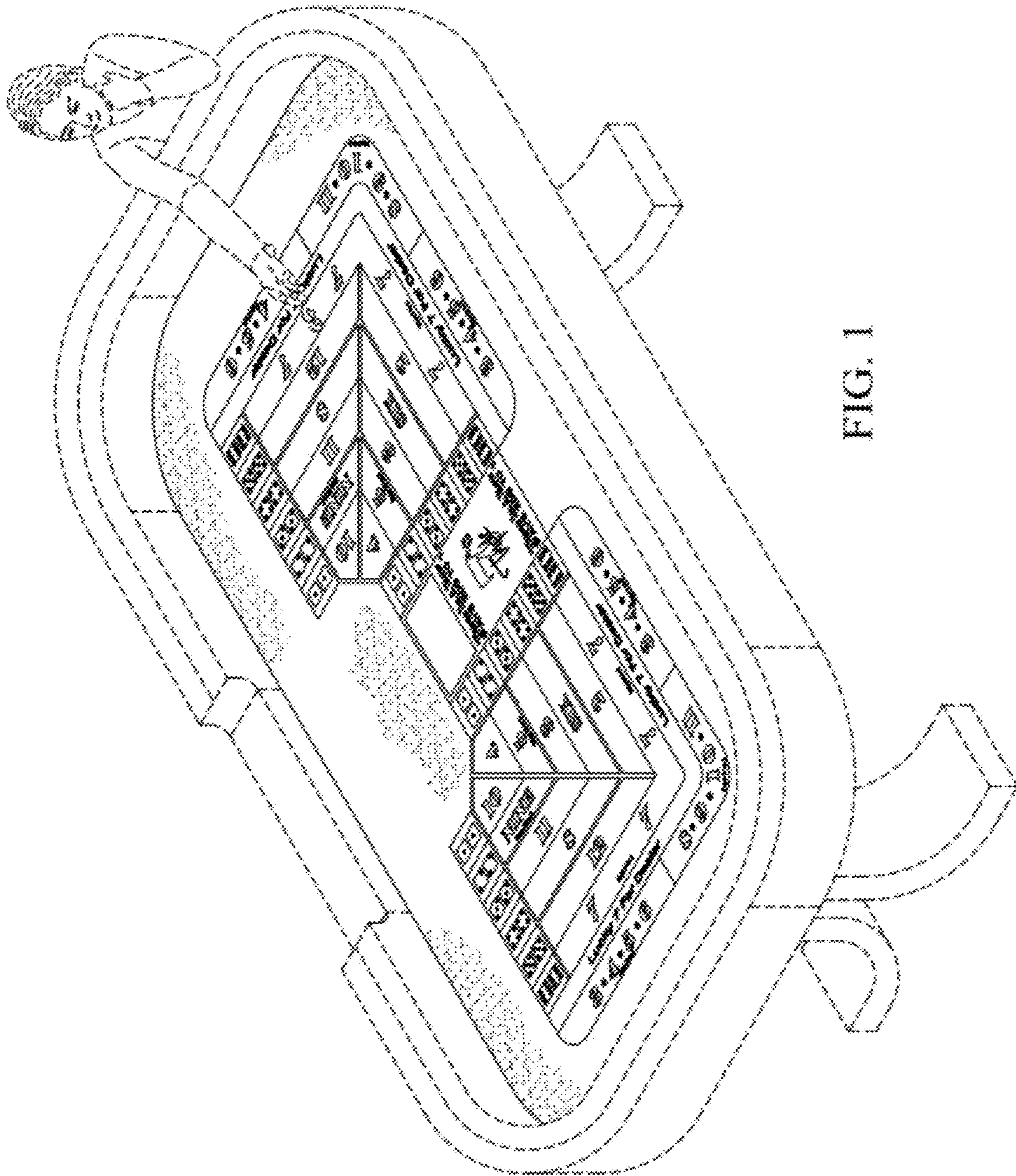


FIG. 1

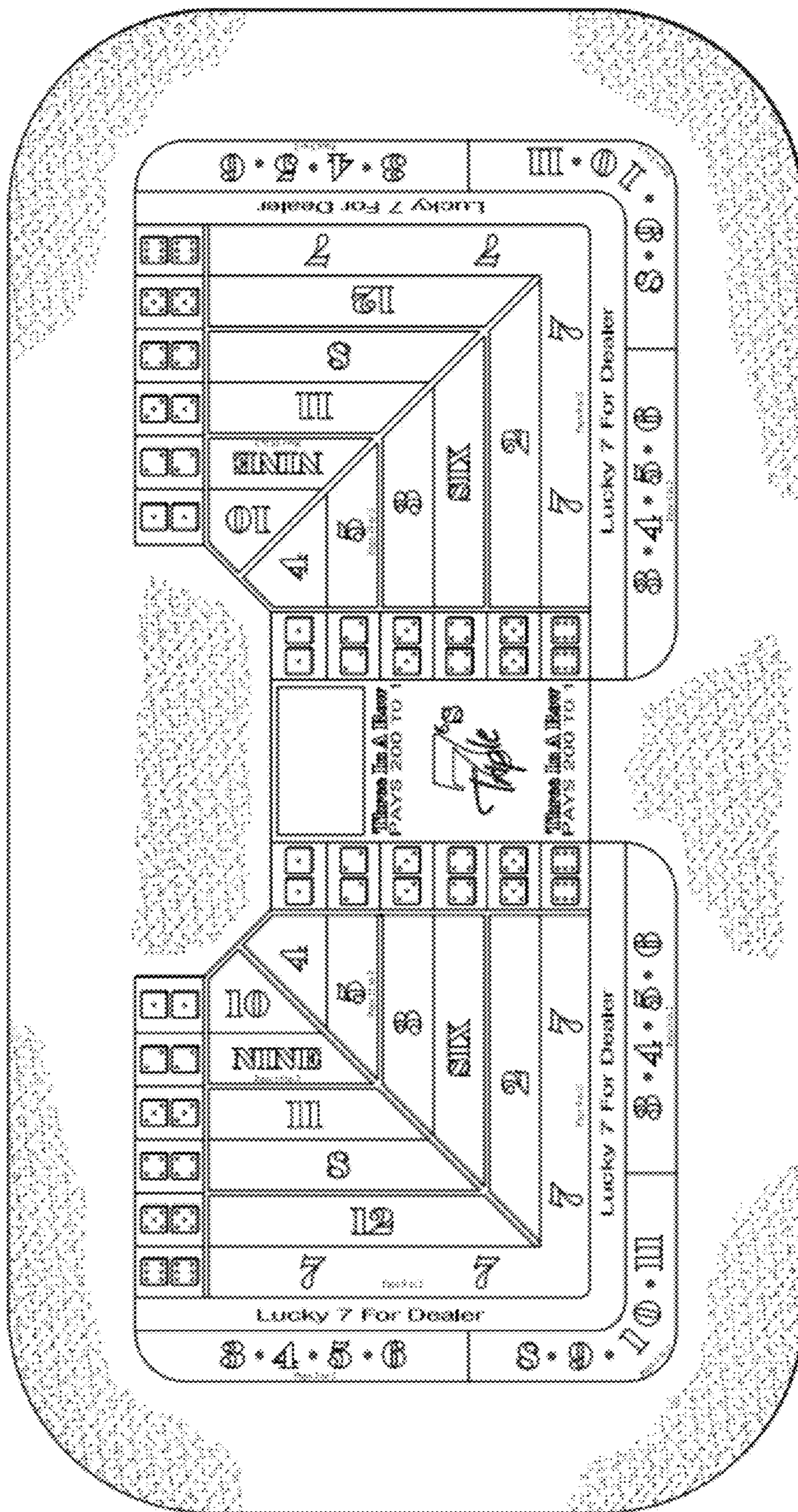


FIG. 2