



US00D657814S

(12) **United States Design Patent**
Clemmons

(10) **Patent No.:** **US D657,814 S**

(45) **Date of Patent:** **** Apr. 17, 2012**

(54) **GUITAR**

(76) Inventor: **Jeffrey C. Clemmons**, Rossville, GA
(US)

(**) Term: **14 Years**

(21) Appl. No.: **29/370,293**

(22) Filed: **Jun. 28, 2010**

(51) **LOC (9) Cl.** **17-03**

(52) **U.S. Cl.** **D17/19**

(58) **Field of Classification Search** D17/14,
D17/18-20; 84/267, 290-293

See application file for complete search history.

(56) **References Cited**

U.S. PATENT DOCUMENTS

D269,788 S	7/1983	LeBlue	
D279,478 S	7/1985	Sargent	
D292,217 S	10/1987	Giron, III	
D293,119 S *	12/1987	Powers	D17/20
4,753,147 A *	6/1988	Berardi	84/453
D299,650 S *	1/1989	Mitchell	D14/162
D308,216 S	5/1990	Harriott	
D313,810 S	1/1991	Walker	
D318,061 S *	7/1991	Tornese	D17/20
D334,764 S *	4/1993	Fisher, IV	D17/14
D339,150 S *	9/1993	Robertson	D17/14
D340,737 S	10/1993	Sandberg	
D374,681 S	10/1996	Gould	
D390,250 S	2/1998	McGuire	
D392,310 S	3/1998	McGuire	
D411,566 S	6/1999	Dipinto	
D414,506 S	9/1999	Pyle	
D417,690 S	12/1999	Sobkowiak	
D418,859 S *	1/2000	Herbold	D17/20
D474,227 S	5/2003	Wilson	

D475,396 S *	6/2003	Coppola	D17/14
D477,012 S	7/2003	Rico	
D493,481 S	7/2004	Vogel	
D499,133 S *	11/2004	Hoffman	D17/14
D516,606 S *	3/2006	Sawhney et al.	D17/20
D549,767 S	8/2007	Mitic	
D559,302 S *	1/2008	DeMars et al.	D17/20
D572,301 S *	7/2008	Li	D17/18
D594,502 S	6/2009	Csakvary	
D610,605 S	2/2010	Shannon	

OTHER PUBLICATIONS

Styles Music. http://www.stylesmusic.com/shop/product_view.asp?storeID=XB3NVR9BHRQL8PMCAKWR025WE41SF4AA&pr=71155&special=true&priv=1. Date Unknown: Viewed Feb. 2011. "ESP LTD AX400FM Guitar".*
The Guitar Clubhouse. <http://forums.techpowerup.com/showthread.php?t=63547>. Jun. 2008. Guitar.*

* cited by examiner

Primary Examiner — Rashida Johnson

(74) *Attorney, Agent, or Firm* — Stephen J. Stark; Miller & Martin PLLC

(57) **CLAIM**

The ornamental design for a guitar, as shown and described.

DESCRIPTION

FIG. 1 is an enlarged partial front perspective view of a guitar showing my new design;

FIG. 2 is a front elevational view of the guitar;

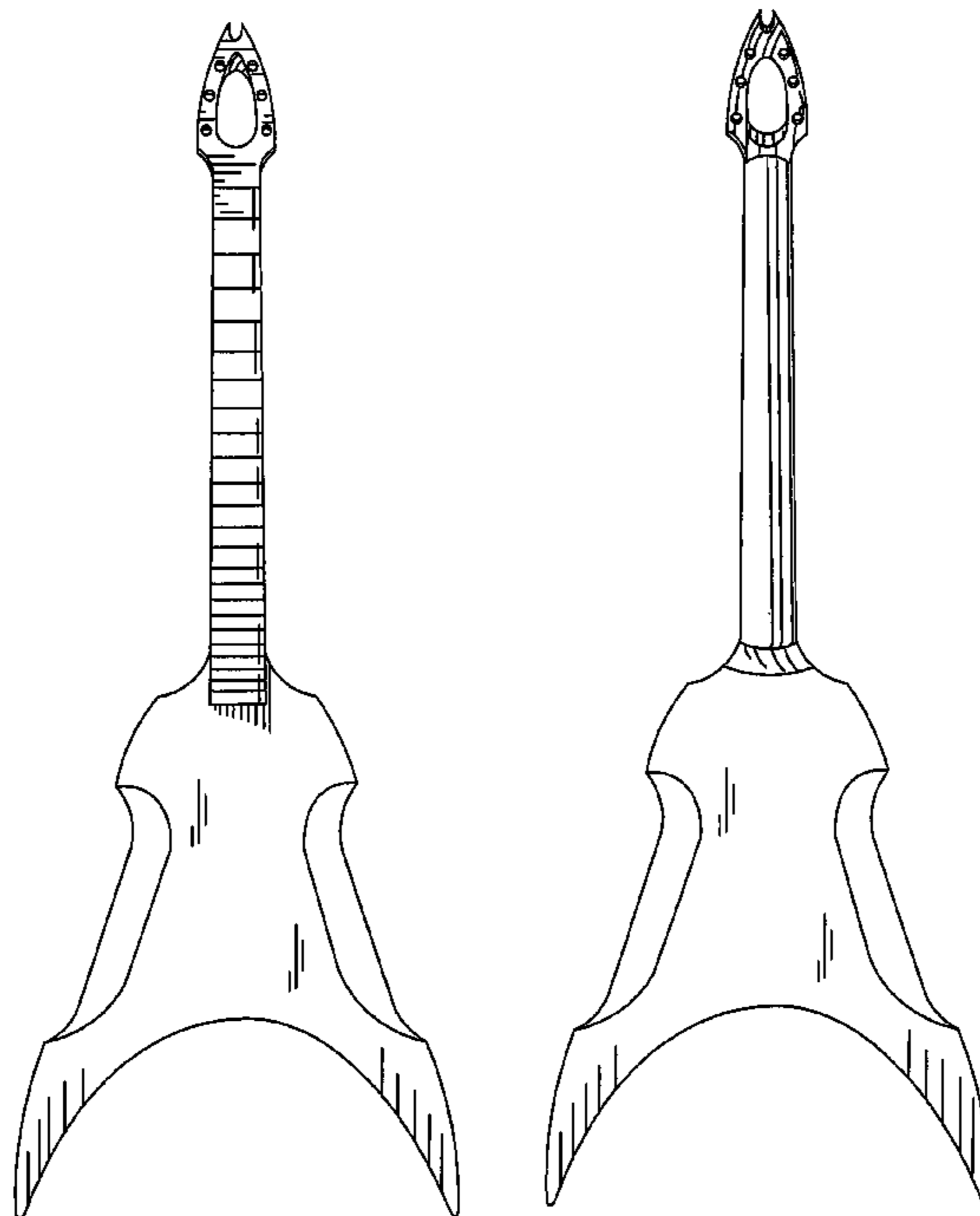
FIG. 3 is a rear elevational view thereof;

FIG. 4 is a right side elevational view thereof;

FIG. 5 is a left side elevational view thereof; and,

FIG. 6 is an enlarged top plan view thereof.

1 Claim, 6 Drawing Sheets



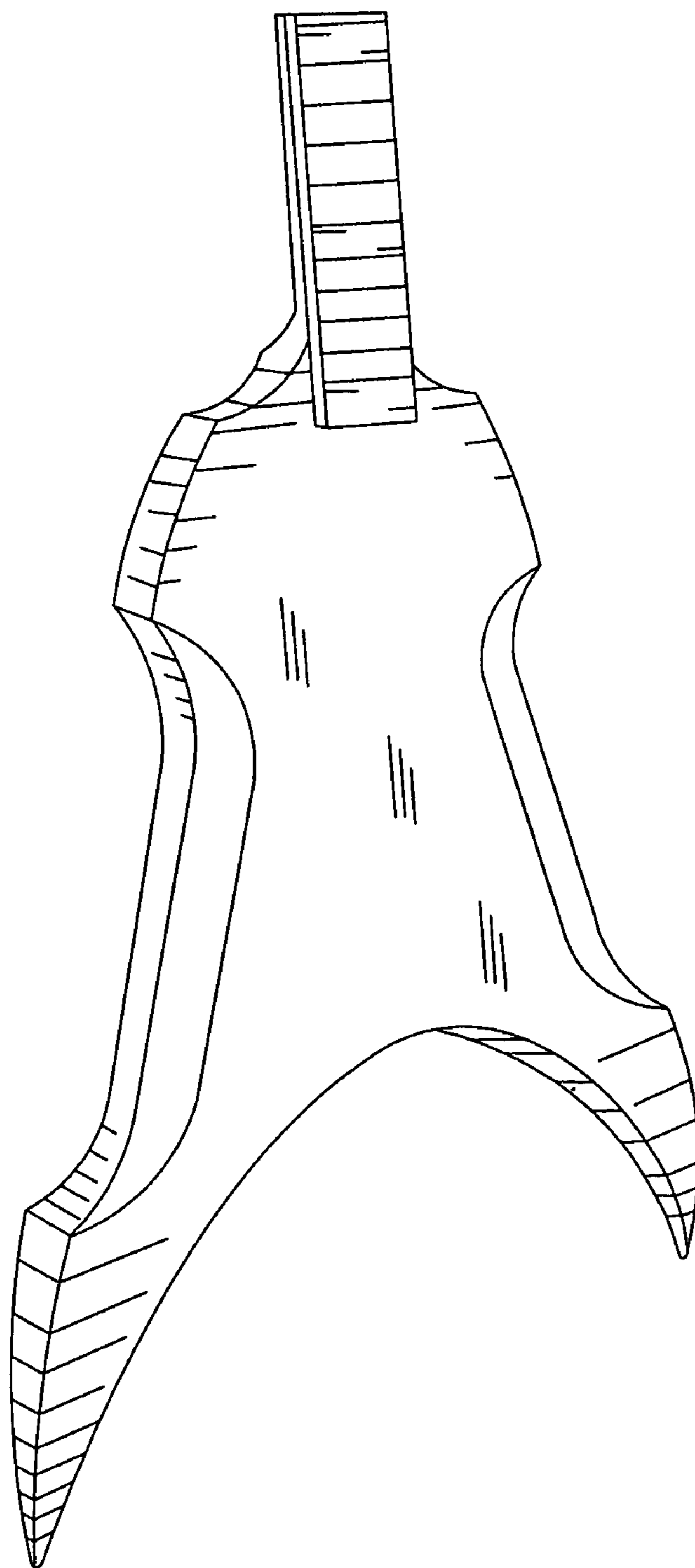


FIG. 1

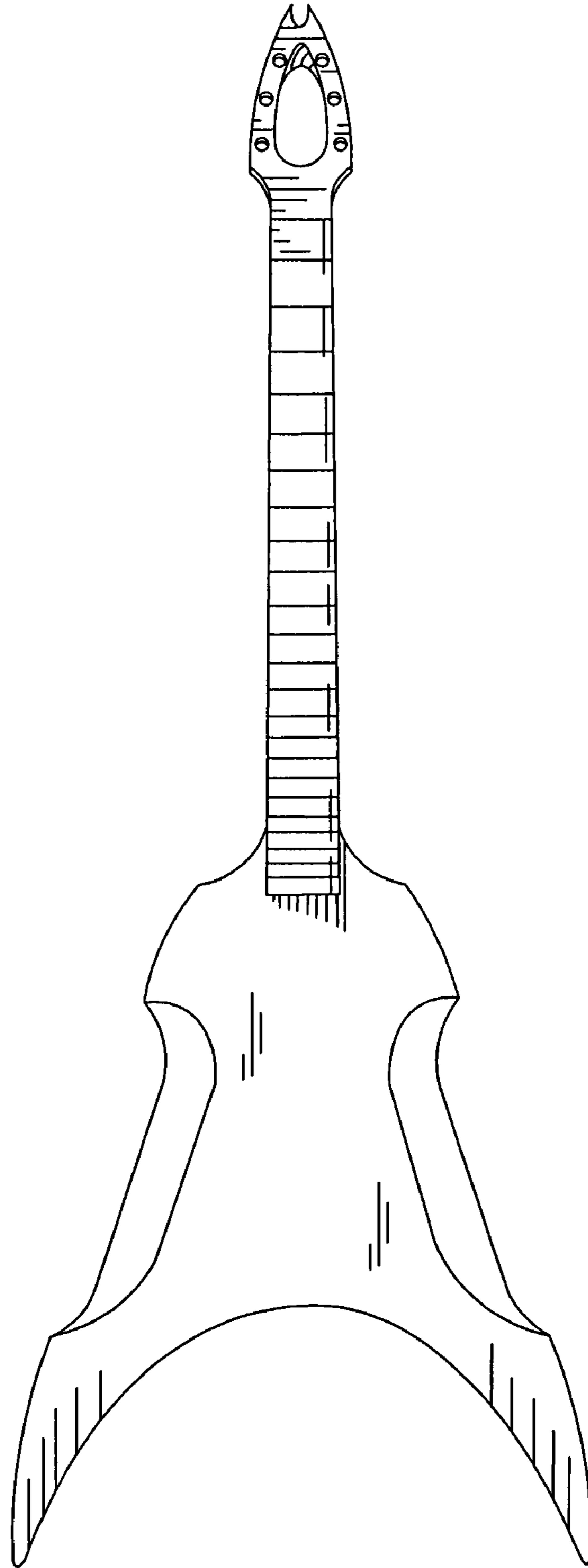


FIG. 2

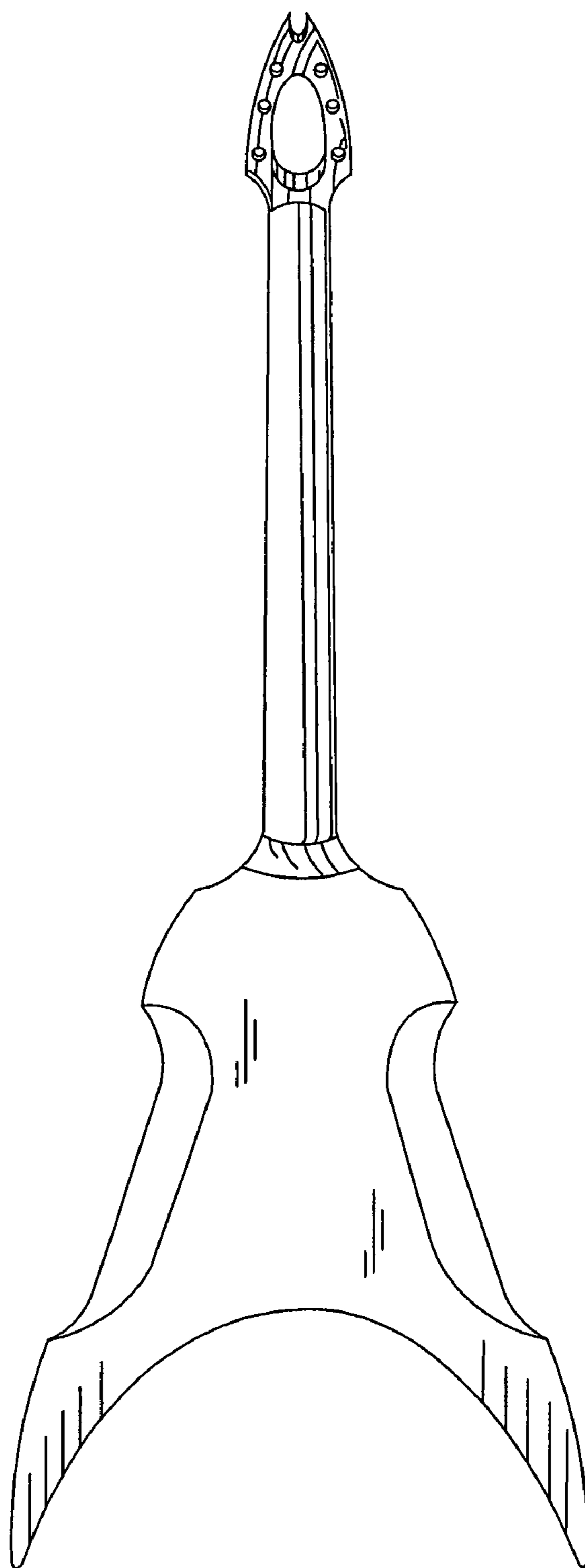


FIG. 3




FIG. 4




FIG. 5

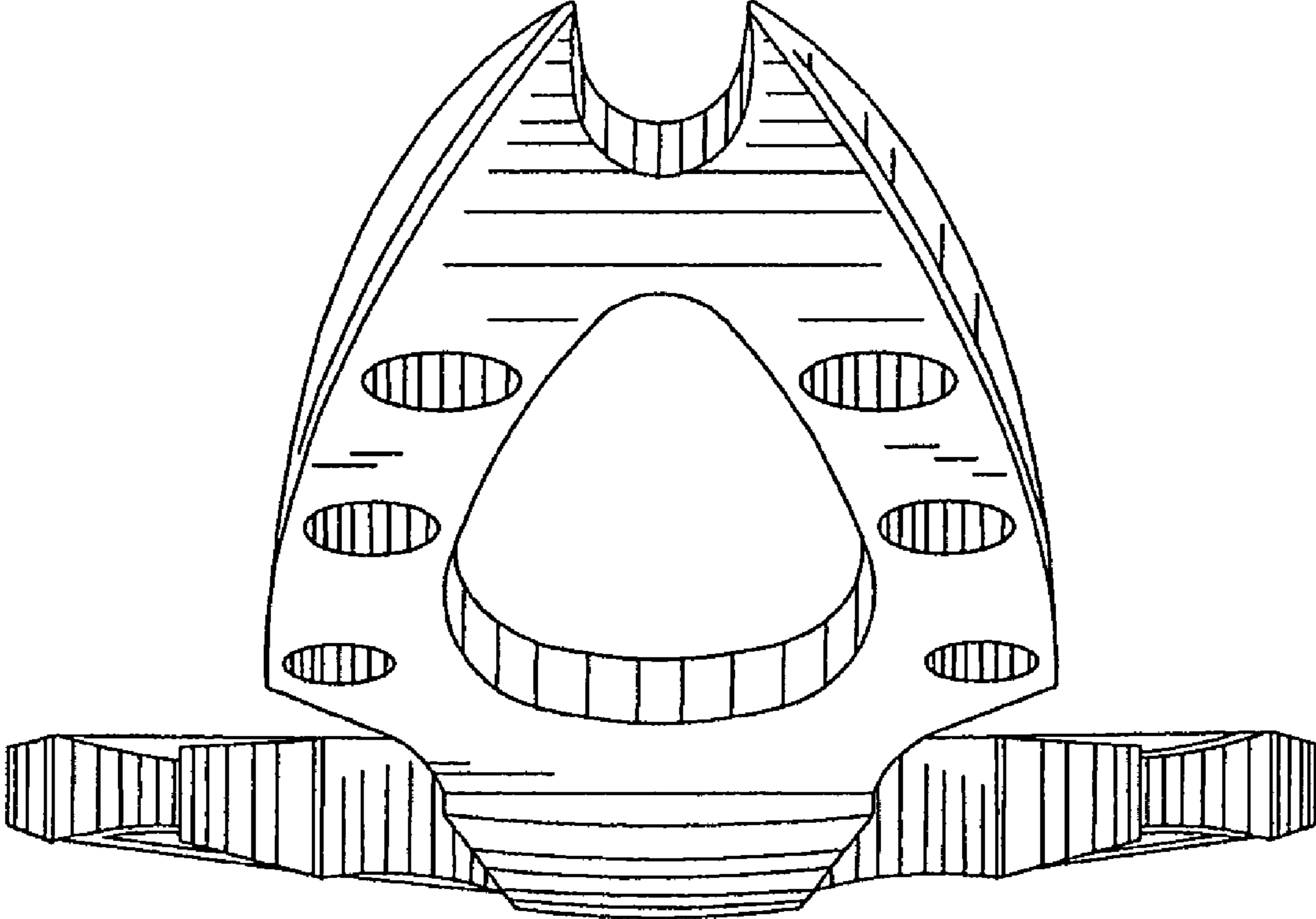


FIG. 6