



US00D657796S

(12) **United States Design Patent**
Anzures

(10) **Patent No.:** **US D657,796 S**
(45) **Date of Patent:** **** Apr. 17, 2012**

(54) **DISPLAY SCREEN OR PORTION THEREOF WITH GRAPHICAL USER INTERFACE**

(75) Inventor: **Freddy Anzures**, San Francisco, CA (US)

(73) Assignee: **Apple Inc.**, Cupertino, CA (US)

(**) Term: **14 Years**

(21) Appl. No.: **29/359,285**

(22) Filed: **Apr. 8, 2010**

(51) **LOC (9) Cl.** **32-00**

(52) **U.S. Cl.** **D14/487**

(58) **Field of Classification Search** D14/485-495;
715/700-867

See application file for complete search history.

D527,735 S *	9/2006	McDougall et al.	D14/485
D552,120 S *	10/2007	Arai	D14/486
D563,423 S *	3/2008	Suzuki	D14/486
D563,424 S *	3/2008	Gusmorino et al.	D14/492
D580,944 S *	11/2008	Carpenter et al.	D14/485
D588,148 S *	3/2009	Stone et al.	D14/485
D593,110 S	5/2009	Danton	
D602,032 S *	10/2009	Vu et al.	D14/485
D608,366 S	1/2010	Matas	
D614,642 S *	4/2010	Edwards et al.	D14/486
D625,326 S *	10/2010	Allen	D14/488
D633,917 S *	3/2011	Poling et al.	D14/485
D638,439 S *	5/2011	Cavanaugh et al.	D14/488
2005/0204305 A1 *	9/2005	Keely et al.	715/781

* cited by examiner

Primary Examiner — Cathron Brooks

Assistant Examiner — Deanna Fluegeman

(74) *Attorney, Agent, or Firm* — Sterne, Kessler, Goldstein & Fox PLLC

(56) **References Cited**

U.S. PATENT DOCUMENTS

D436,967 S *	1/2001	Yasui et al.	D14/486
D438,873 S *	3/2001	Wang et al.	D14/486
D443,623 S *	6/2001	Niiijima	D14/485
D444,793 S *	7/2001	Richter	D14/486
D445,426 S *	7/2001	Wang et al.	D14/486
D445,801 S *	7/2001	Ma	D14/486
D446,790 S *	8/2001	Wang et al.	D14/486
D490,086 S	5/2004	Wilkins et al.	
D501,214 S *	1/2005	Melander et al.	D14/487
D522,525 S *	6/2006	Melander et al.	D14/487
D522,526 S *	6/2006	Fong	D14/487
D525,982 S *	8/2006	Suzuki	D14/486

(57) **CLAIM**

The ornamental design for a display screen or portion thereof with graphical user interface, as shown and described.

DESCRIPTION

FIG. 1 is a front view of a display screen or portion thereof with graphical user interface showing our new design; and, FIG. 2 is a front view of a display screen or portion thereof with graphical user interface showing our new design. The broken lines in the Figures, including the display screen, form no part of the claimed design.

1 Claim, 1 Drawing Sheet

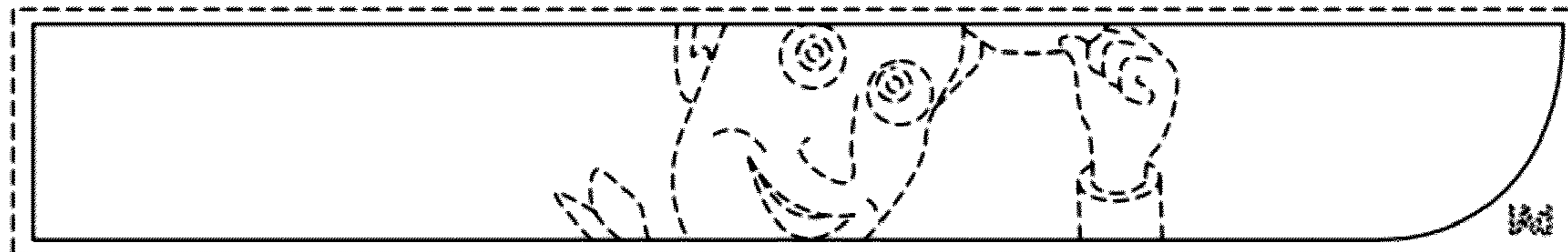
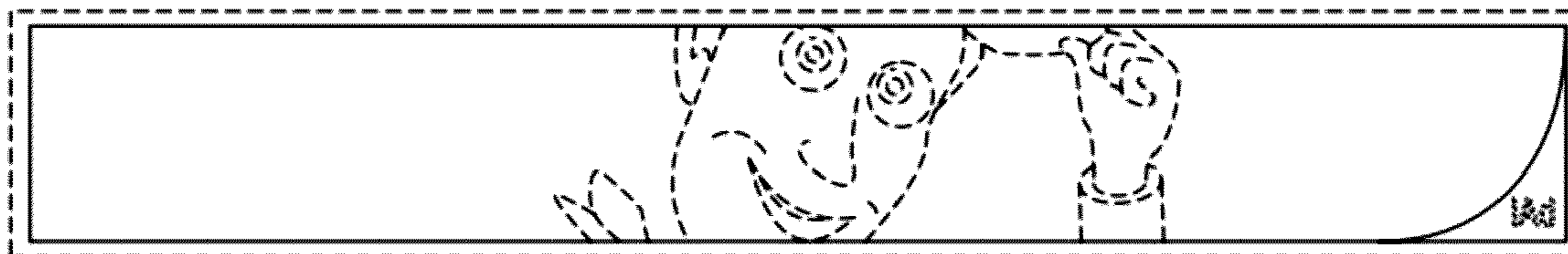




FIG. 1

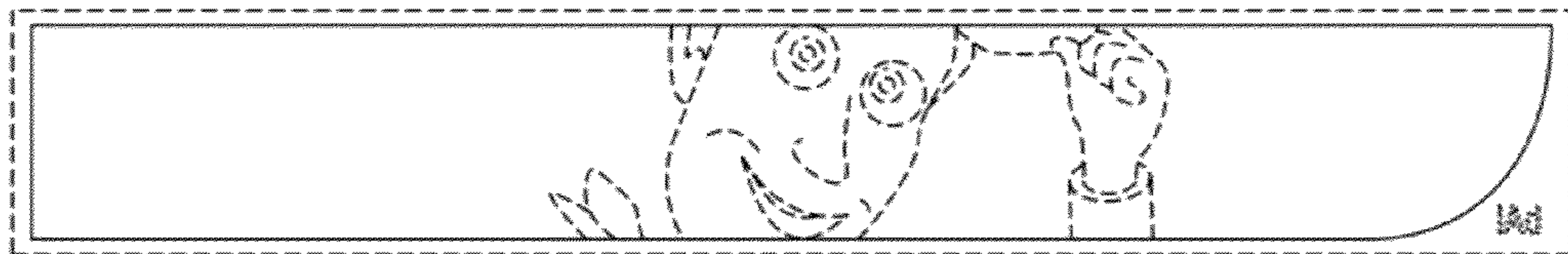


FIG. 2