

US00D657775S

(12) **United States Design Patent**
Dangerfield

(10) **Patent No.:** **US D657,775 S**

(45) **Date of Patent:** **** Apr. 17, 2012**

(54) **PORTABLE MEDIA PLAYER**

(75) Inventor: **Nicholas E. Dangerfield**, New York, NY (US)

(73) Assignee: **Parte LLC**, New York, NY (US)

(**) Term: **14 Years**

(21) Appl. No.: **29/401,672**

(22) Filed: **Sep. 14, 2011**

Related U.S. Application Data

(63) Continuation of application No. 29/382,935, filed on Jan. 10, 2011, now Pat. No. Des. 645,473.

(51) **LOC (9) Cl.** **14-03**

(52) **U.S. Cl.** **D14/203.5**; D14/496

(58) **Field of Classification Search** D14/496, D14/401, 435, 474, 483, 217, 137, 138, 160, D14/168, 356, 203.1–203.8, 507; 345/156, 345/169, 173–179, 905; 715/727–729, 864; 710/1, 5, 8; 713/1, 600; 455/1.1, 1.7, 73, 455/344–347, 93, 95, 3.01–3.06, 550.1, 573.1; 370/342–344; 369/1, 2, 6–12; 463/43–47; 273/148 B, 308, 440, 429–432

See application file for complete search history.

(56) **References Cited**

U.S. PATENT DOCUMENTS

6,227,966 B1 * 5/2001 Yokoi 463/1
7,018,294 B2 * 3/2006 Silverbrook et al. 463/30

7,104,884 B2 * 9/2006 Yokoi 463/7
D582,394 S * 12/2008 Hong et al. D14/216
D595,734 S * 7/2009 Son D14/496
D605,204 S * 12/2009 Liu D14/496
D608,762 S * 1/2010 Sheng D14/203.3
D609,718 S * 2/2010 Chang et al. D14/496
D612,361 S * 3/2010 Wright D14/203.2
D612,865 S * 3/2010 Zhang D14/496
D626,147 S * 10/2010 Goddard D14/496
D634,754 S * 3/2011 Hao D14/496

* cited by examiner

Primary Examiner — Prabhakar Deshmukh

(74) *Attorney, Agent, or Firm* — Leason Ellis LLP

(57) **CLAIM**

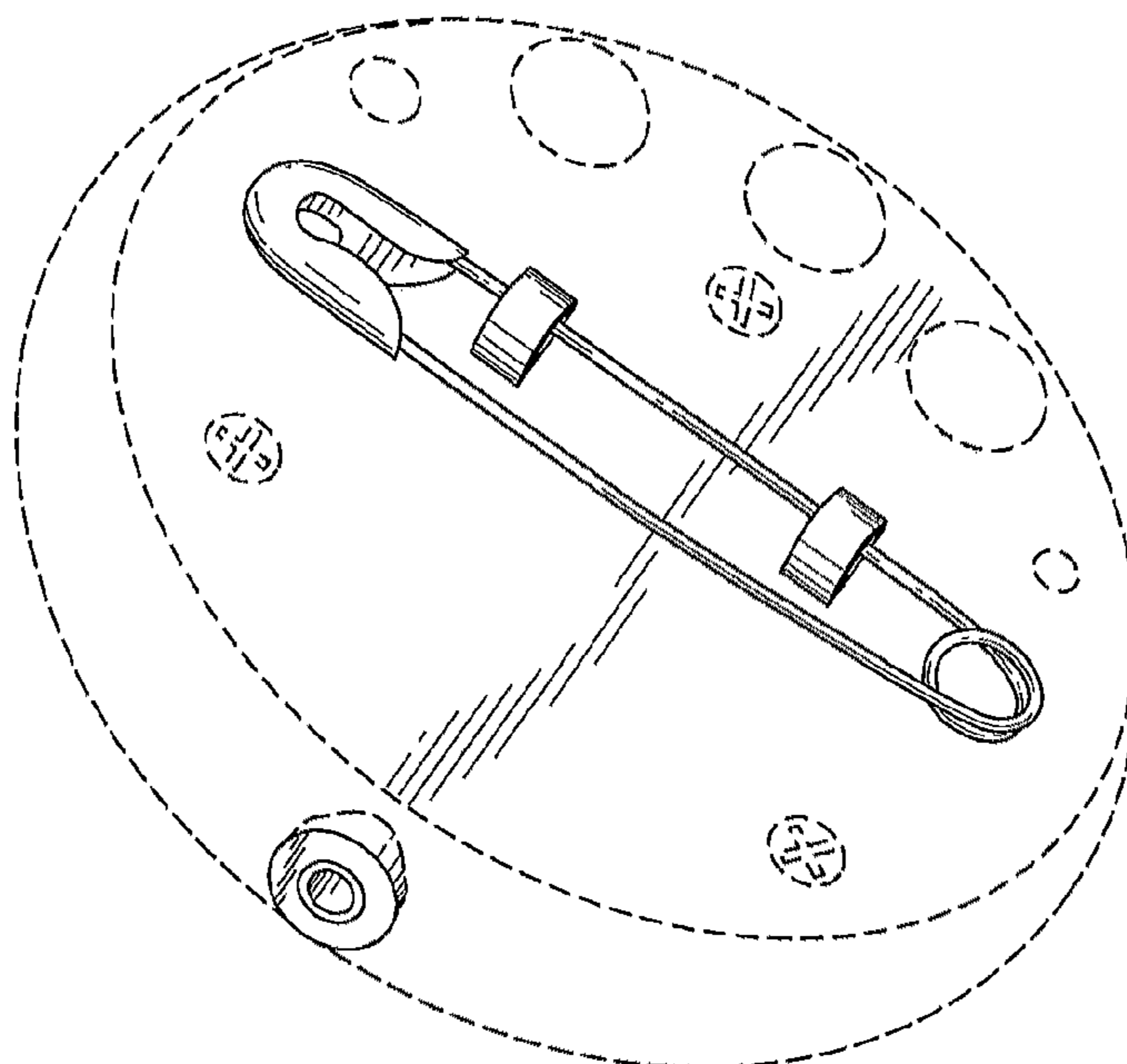
The ornamental design for a portable media player, as shown and described.

DESCRIPTION

FIG. 1 is a bottom rear perspective view of a portable media player showing my new design;
FIG. 2 is a front elevation view thereof;
FIG. 3 is a rear elevation view thereof;
FIG. 4 is a right side elevation view thereof;
FIG. 5 is a left side elevation view thereof;
FIG. 6 is a top plan view thereof; and,
FIG. 7 is a bottom plan view thereof.

The broken lines immediately adjacent to the claimed areas in the views represent the boundaries of the claimed design. The broken lines showing of control buttons and fastening members are for illustrative purpose only. None of the broken lines form part of the claimed design.

1 Claim, 3 Drawing Sheets



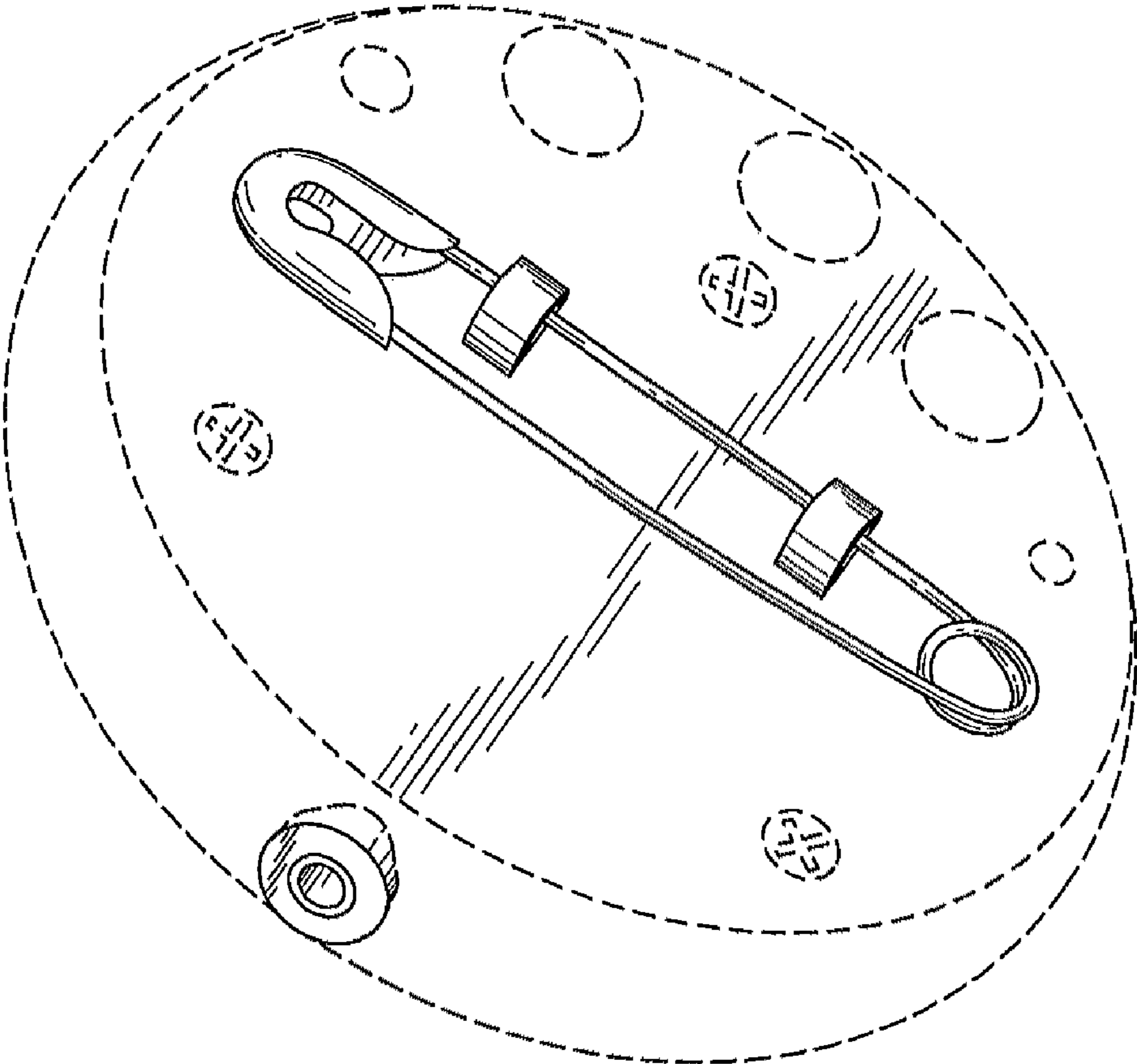


Fig. 1




Fig. 2

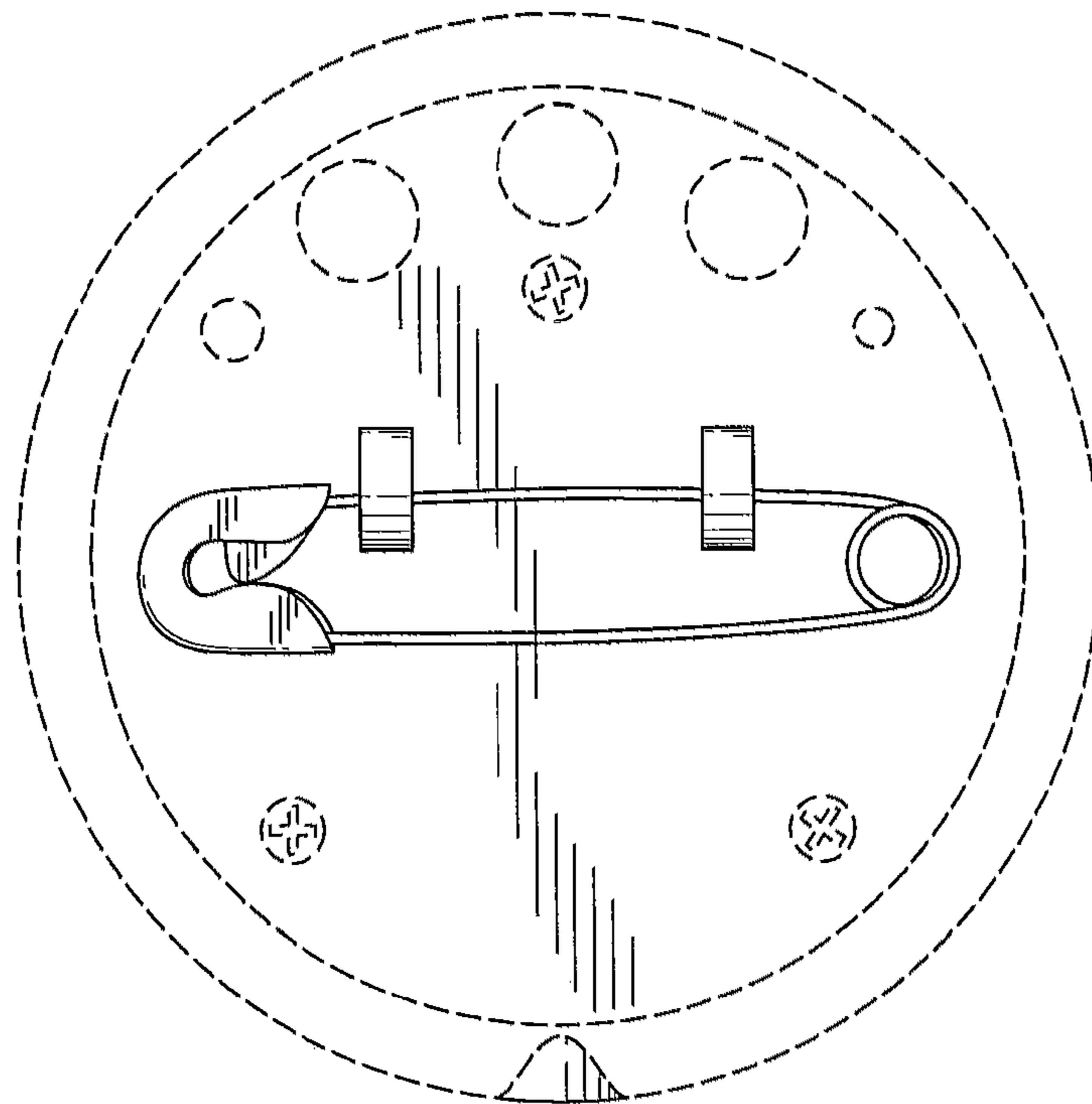


Fig. 3

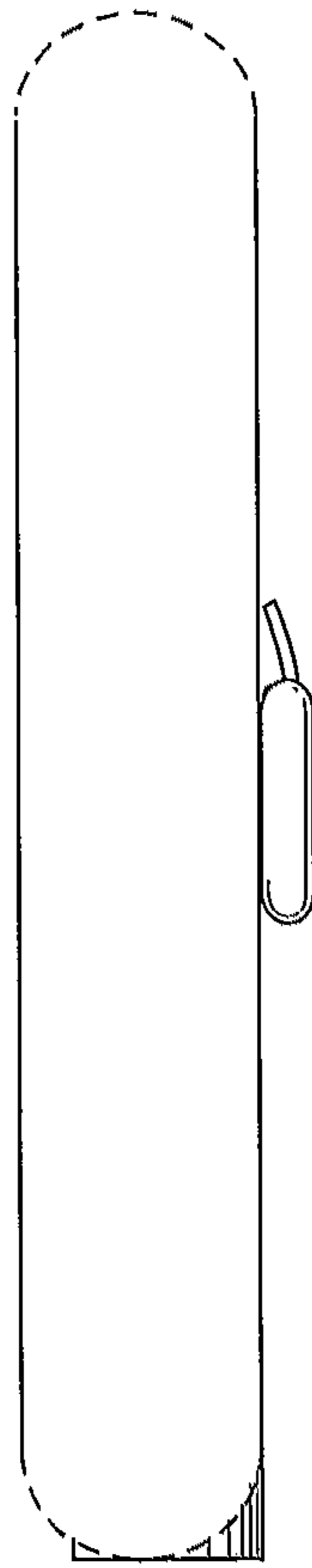


Fig. 4

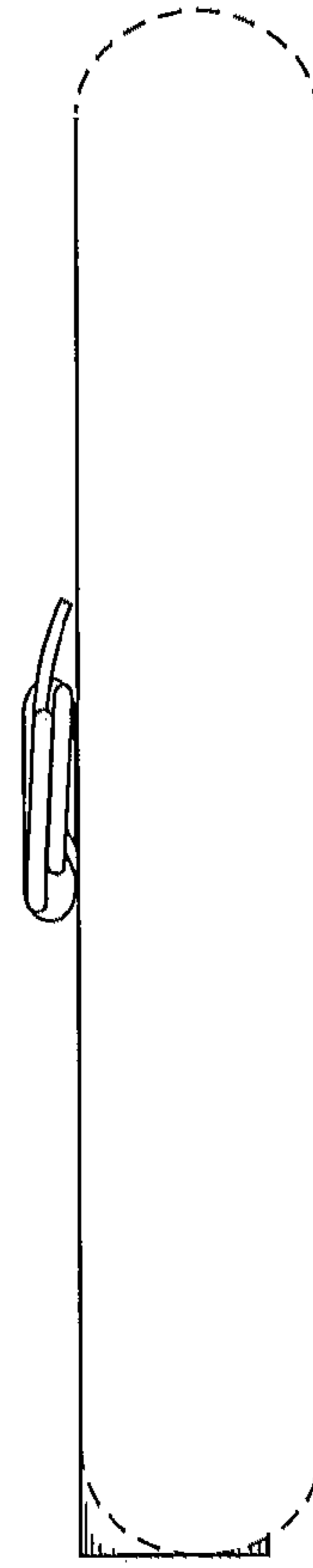


Fig. 5

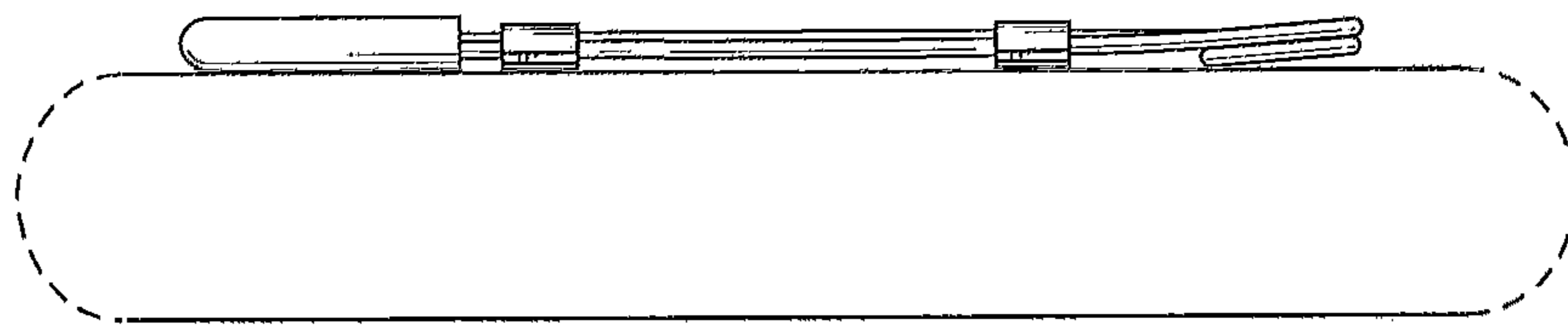


Fig. 6

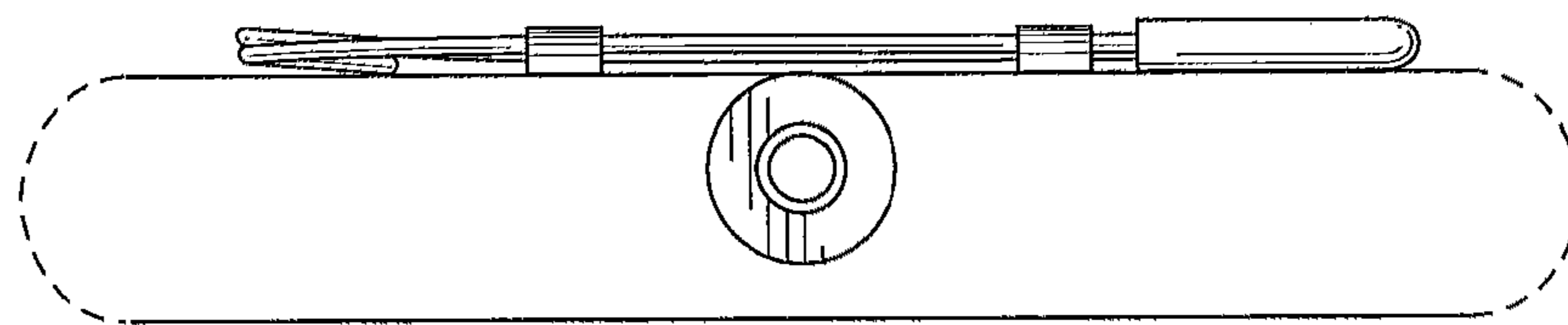


Fig. 7