



US00D657772S

(12) **United States Design Patent**  
**Shadovitz et al.**

(10) **Patent No.:** **US D657,772 S**  
(45) **Date of Patent:** **\*\* Apr. 17, 2012**

(54) **TELEPHONE BASE UNIT**

(75) Inventors: **Michael Shadovitz**, Fukuoka (JP);  
**Takashi Hasegawa**, Fukuoka (JP);  
**Toshiya Moriyama**, Fukuoka (JP)

(73) Assignee: **Panasonic Corporation**, Osaka (JP)

(\*\*) Term: **14 Years**

(21) Appl. No.: **29/399,708**

(22) Filed: **Aug. 17, 2011**

(51) **LOC (9) Cl.** ..... **14-03**

(52) **U.S. Cl.** ..... **D14/150**

(58) **Field of Classification Search** ..... D14/130,  
D14/138 R, 140, 140.1, 142, 144–145, 147–151,  
D14/158–159, 168, 240, 242, 243, 496, 217,  
D14/329–330, 434, 466–467, 251–253; 379/387.01,  
379/388.02, 420.02, 447, 453, 434; 381/16;  
D21/517; 455/351; D13/108

See application file for complete search history.

(56) **References Cited**

**U.S. PATENT DOCUMENTS**

D283,403 S *	4/1986	Chan	.....	D10/40
D290,700 S	7/1987	Lindahl		
D291,308 S	8/1987	Preussner et al.		
D293,236 S	12/1987	Mastro et al.		
D294,023 S	2/1988	Sekiguchi et al.		
D298,132 S *	10/1988	Hickling	.....	D14/150
D298,831 S	12/1988	Hughes et al.		
D301,236 S *	5/1989	Suzui et al.	.....	D14/142
D308,059 S	5/1990	Desbarats		
D314,766 S	2/1991	Goatman		
D330,028 S	10/1992	Gagnon et al.		
D330,201 S	10/1992	Preece et al.		
D363,285 S *	10/1995	Vessey et al.	.....	D14/151
D372,912 S	8/1996	Yamada		
D375,093 S	10/1996	Babbitt et al.		
D375,309 S	11/1996	Toh		
D390,561 S *	2/1998	Schappler et al.	.....	D14/149
D394,259 S *	5/1998	Langlois	.....	D14/151
D398,302 S *	9/1998	Lio	.....	D14/130
D420,405 S *	2/2000	Plain et al.	.....	D21/517
6,121,958 A *	9/2000	Clark et al.	.....	345/168

D431,541 S	10/2000	Nagele et al.		
D439,231 S *	3/2001	Song	.....	D14/144
D461,462 S *	8/2002	Shen et al.	.....	D14/151
D466,097 S	11/2002	Geert		
D481,701 S	11/2003	Kamezawa et al.		
D482,342 S *	11/2003	Weidinger	.....	D14/151
D499,079 S	11/2004	Abe et al.		
D529,477 S *	10/2006	Hsu	.....	D14/151
D550,195 S	9/2007	Ju		
D558,730 S	1/2008	Nakashima		
D562,303 S *	2/2008	Beasley et al.	.....	D14/151
D572,701 S	7/2008	Tani		

(Continued)

**OTHER PUBLICATIONS**

Integrated Telephone Systems KX-TS620MX, <URL:http://www.alibaba.com/product-free/106196826/Integrated\_Telephone\_Systems\_KX\_TS620MX/showimage.html>, retrieved from internet Feb. 13, 2012.\*

(Continued)

*Primary Examiner* — Carla Wright

(74) *Attorney, Agent, or Firm* — Panasonic Patent Center; Dhiren Odedra; Kerry Culpepper

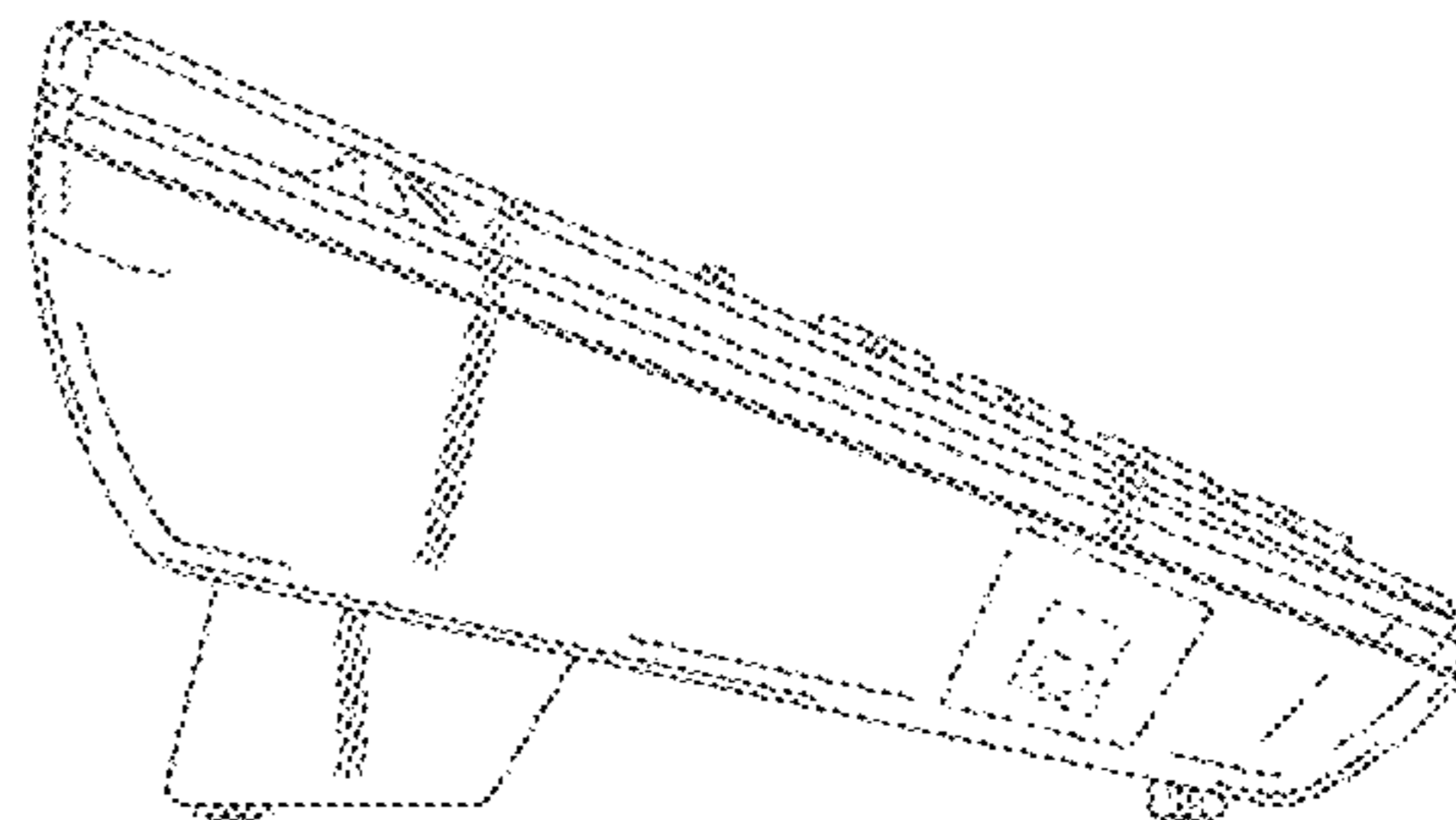
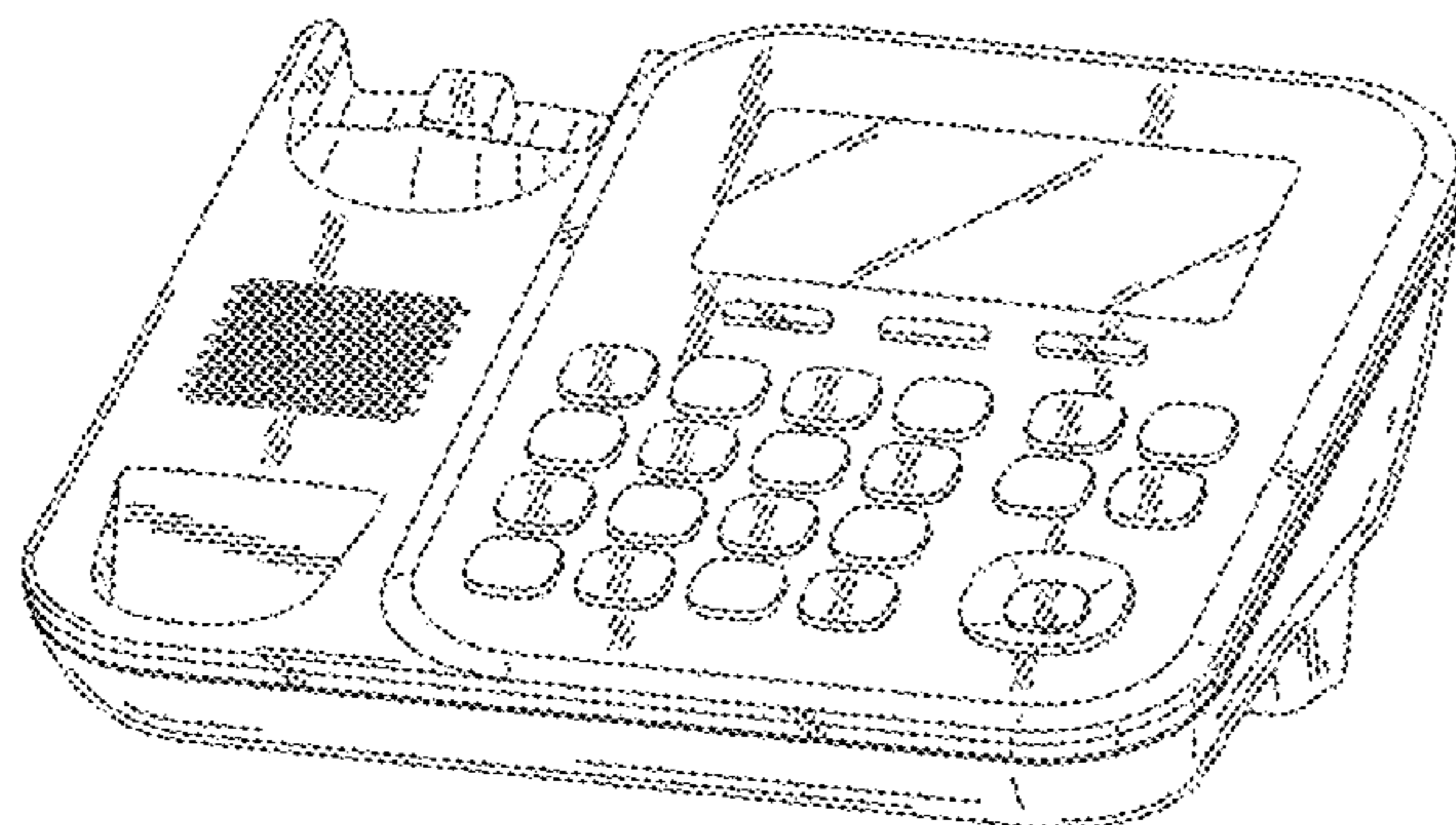
(57) **CLAIM**

We claim the ornamental design for a telephone base unit, as shown and described.

**DESCRIPTION**

FIG. 1 is a front perspective view of a telephone base unit of the present invention;  
FIG. 2 is a front view thereof;  
FIG. 3 is a rear view thereof;  
FIG. 4 is a first side view thereof;  
FIG. 5 is a second side view thereof;  
FIG. 6 is a top view thereof; and,  
FIG. 7 is a bottom view thereof.  
The unevenly-segmented broken lines represent bounds of the claimed design. The evenly-segmented broken lines depict unclaimed environment. The broken lines form no part of the claimed design.

**1 Claim, 7 Drawing Sheets**



# US D657,772 S

Page 2

---

## U.S. PATENT DOCUMENTS

D576,998 S \* 9/2008 Furuno ..... D14/151  
D580,906 S 11/2008 Fuxen  
D581,897 S \* 12/2008 Katori ..... D14/151  
D582,886 S \* 12/2008 Woo et al. .... D14/151  
D596,612 S 7/2009 Akatsu et al.  
D596,613 S 7/2009 Akatsu et al.  
D597,060 S 7/2009 Akatsu et al.  
D597,061 S 7/2009 Akatsu et al.  
D600,670 S 9/2009 Akatsu et al.  
D608,759 S \* 1/2010 Chun et al. .... D14/151

D611,031 S 3/2010 Lesniak et al.  
D613,724 S \* 4/2010 Kao et al. .... D14/151  
D617,302 S \* 6/2010 Nakajima et al. .... D14/149  
D629,381 S \* 12/2010 Verthein et al. .... D14/142

## OTHER PUBLICATIONS

AT&T TL32100, [online], Advanced American Telephones. , 2011,  
[retrieved on Aug. 10, 2011]<URL:<http://telephones.att.com/att/index.cfm/product-detail/?ProductID=386I>>.

\* cited by examiner

FIG. 1




FIG. 2

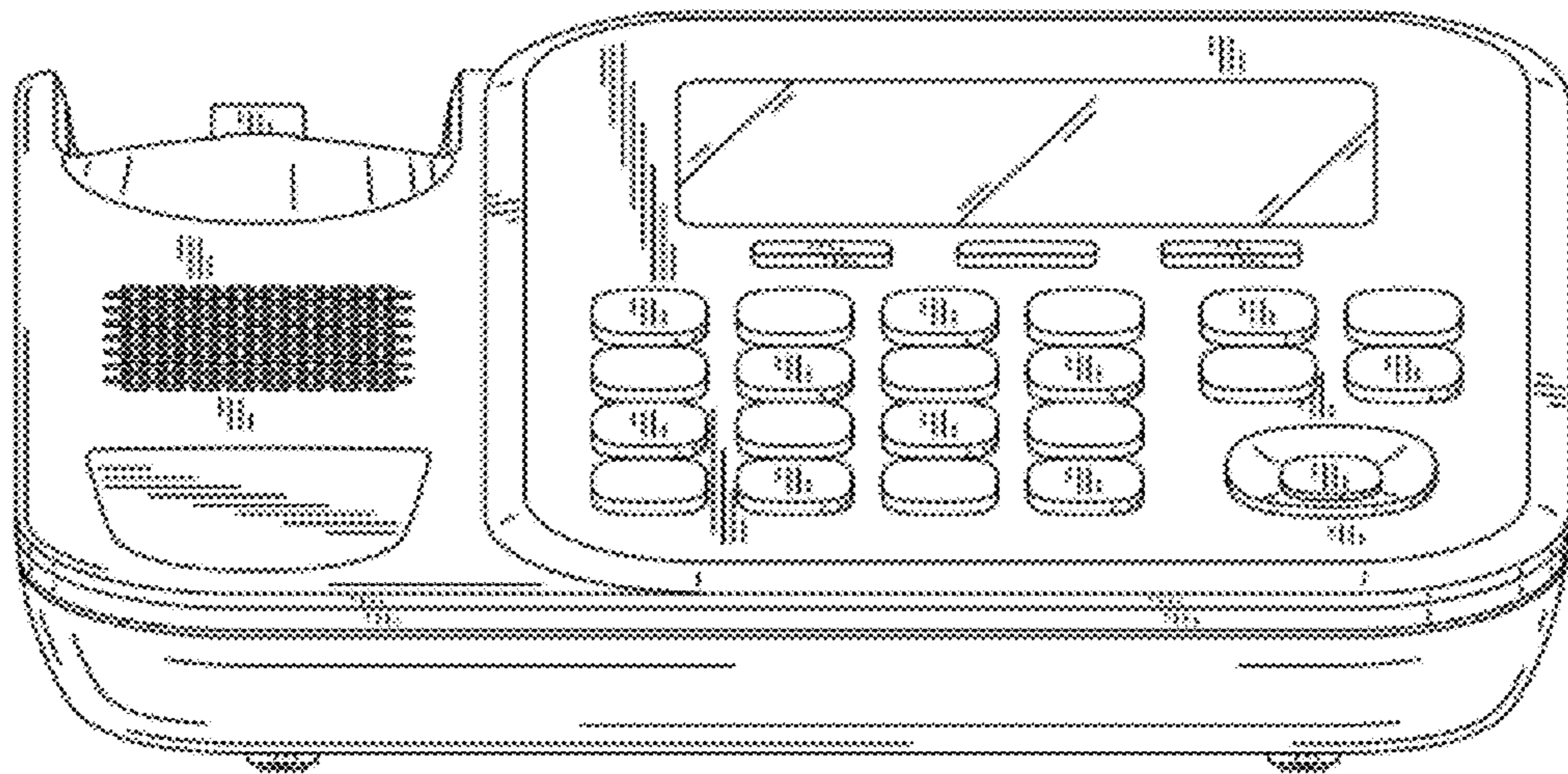


FIG. 3

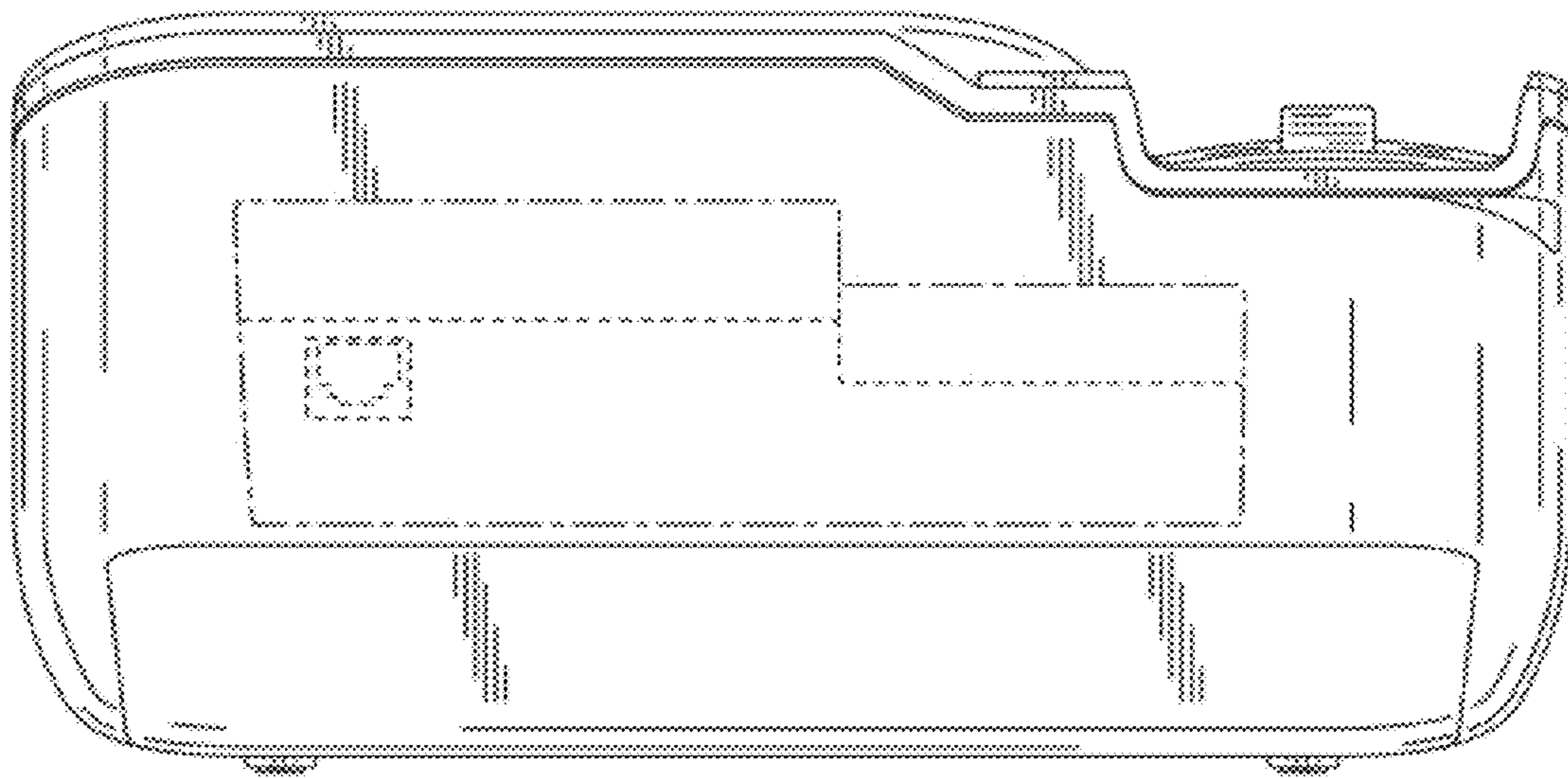


FIG. 4

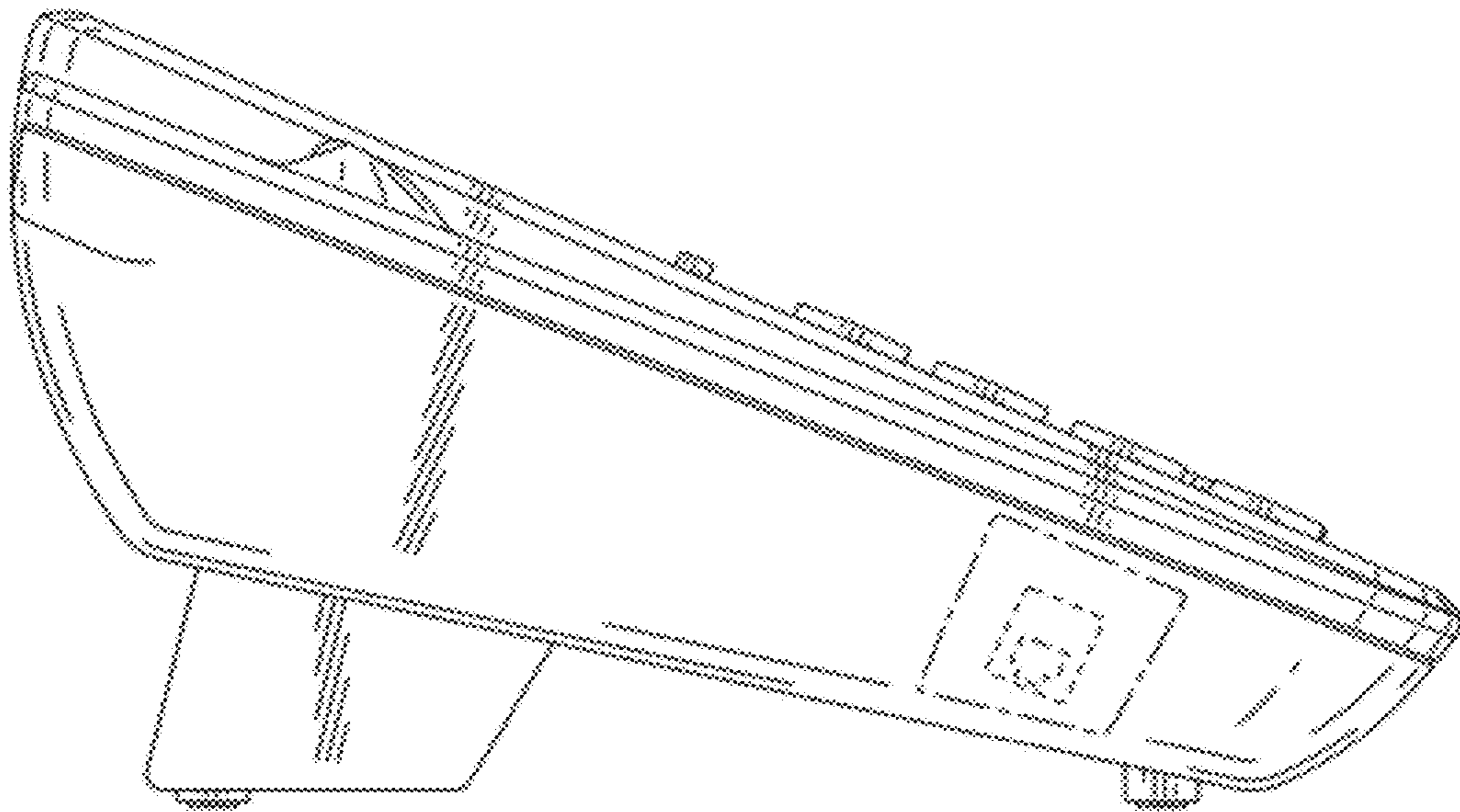


FIG. 5

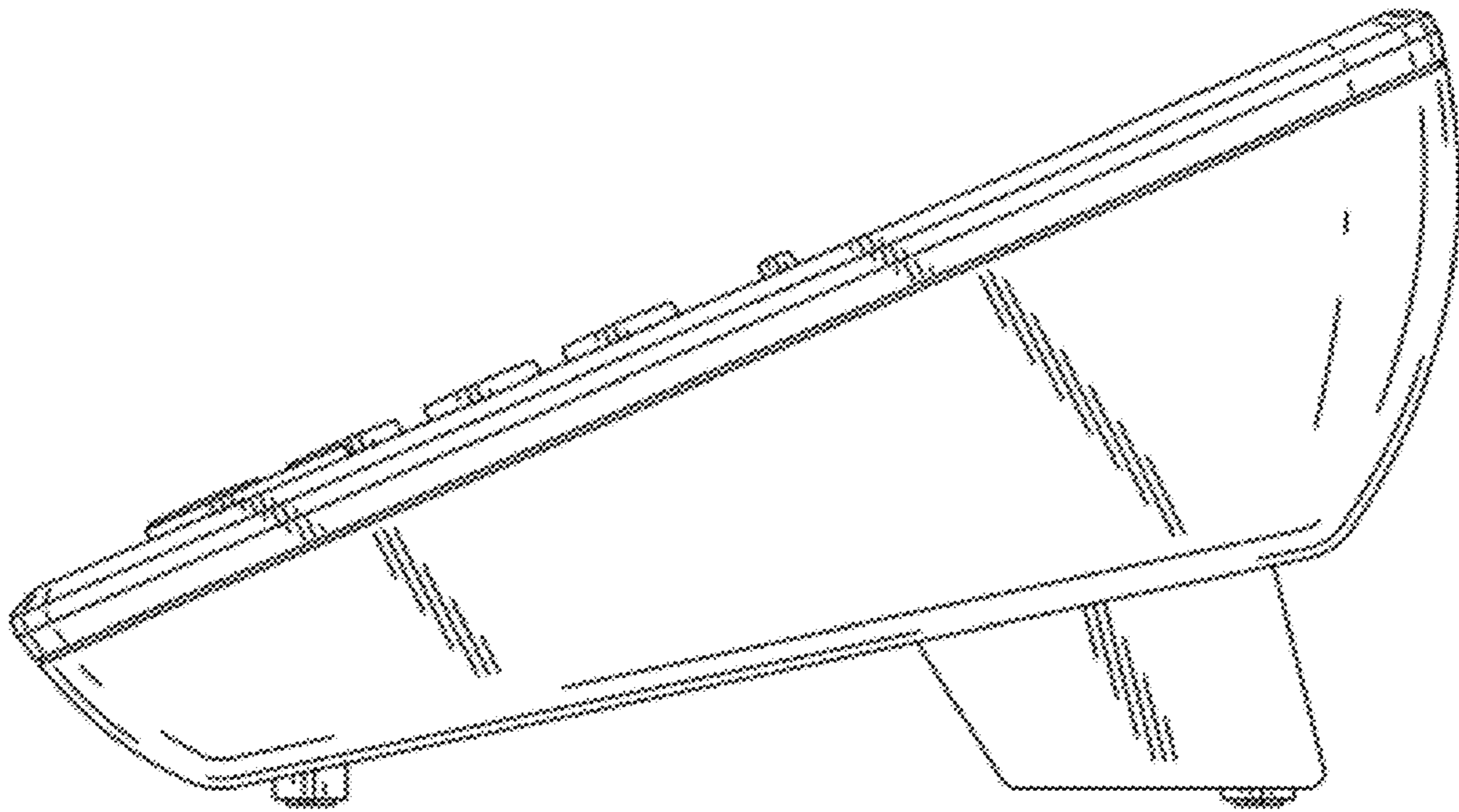


FIG. 6

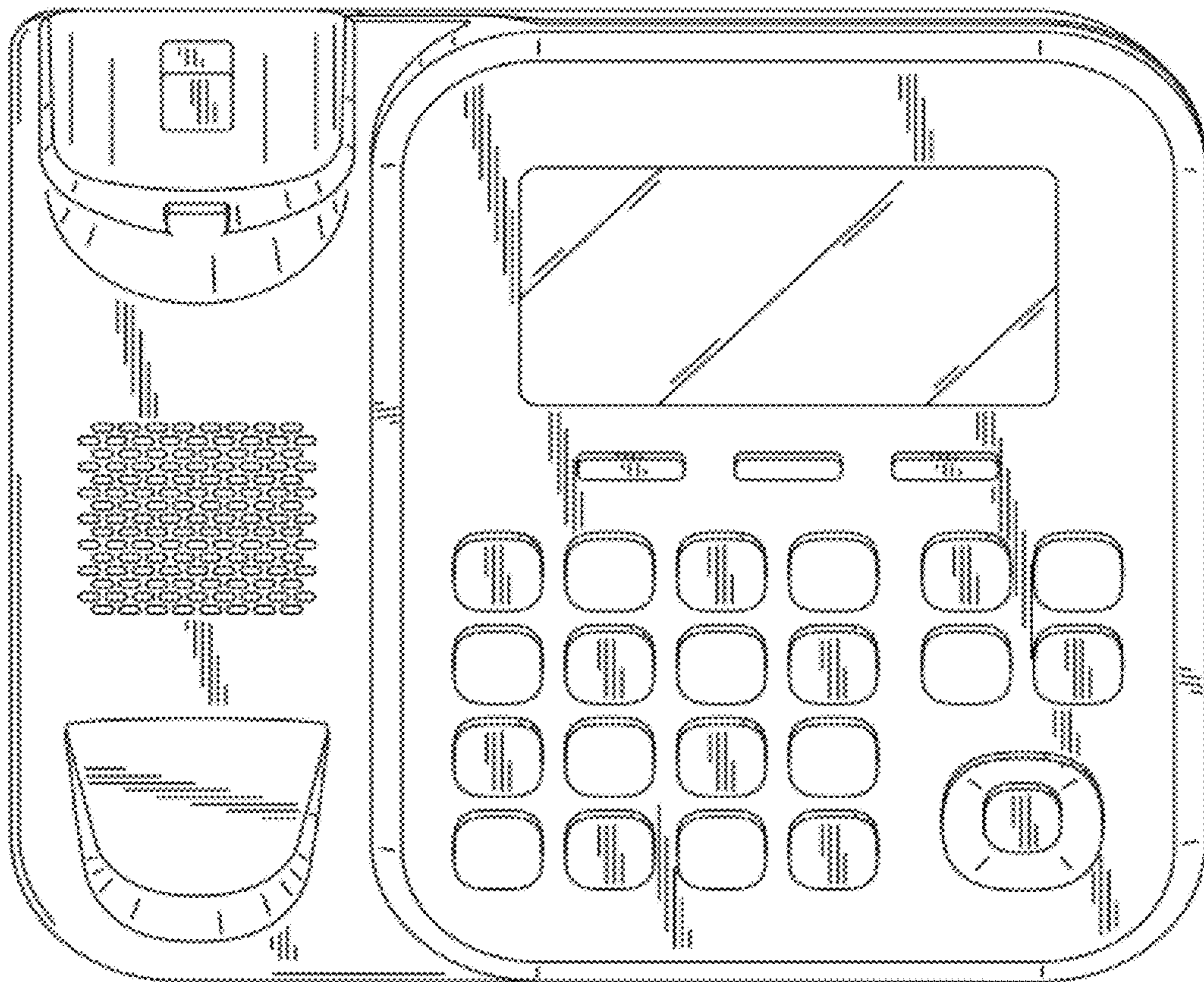




FIG. 7

